



LEE UNIVERSITY FLAMES



LEE UNIVERSITY FLAMES



38-17
OVERALL

23-7
GSC

RV

#20

NCBWA DIVISION II POLL
(MAY 15, 2024)

ABCA DIVISION II POLL
(MAY 13, 2024)

MARK BREW
HEAD COACH

709-306-2
OVERALL

18th
SEASON

LEE 2024 STAT LEADERS

RBI	Cam Suto	70
BAVG	Brandon Daniels	.388
RUNS	Dylan Standifer	72
WALKS	Dylan Standifer	43
HR	Cam Suto	19
IP	Keegan Gagliardo	83.2
WINS	Jack Nedrow	11
ERA	Jack Nedrow	3.22
SO	Jack Nedrow	84

SATURDAY, MAY 18, 2024

NO. 4 LEE UNIVERSITY AT NO. 5 AUBURN MONTGOMERY
TAMPA, FLA. | UT BASEBALL FIELD

2024 NCAA DIVISION II SOUTH I BASEBALL REGIONAL - DAY 3

GAME
56



Scan the QR code
to download the
new Lee University
Athletics App



LEE
FLAMES



AUM WARHAWKS



32-23
OVERALL

20-10
GSC

NR

RV

NCBWA DIVISION II POLL
(MAY 15, 2024)

ABCA DIVISION II POLL
(MAY 13, 2024)

FRANKLIN BUSH
HEAD COACH

32-23
OVERALL

24th
SEASON

AUM 2024 STAT LEADERS

RBI	Kasey Clark	51
BAVG	Tyrese Rooks	.362
RUNS	Kasey Clark	55
WALKS	Kasey Clark	41
HR	Zach Dew	9
IP	Clay Slagle	67.0
WINS	Clay Slagle	7
ERA	Clay Slagle	5.64
SO	Clay Slagle	56



2024 SCHEDULE/RESULTS

OVERALL RECORD:	38-17
GSC:	23-7
NON-CONFERENCE:	15-10
HOME AWAY NEUTRAL:	24-6 12-9 2-2

FEBRUARY

2	Southern Wesleyan University	W, 9-5
3	Southern Wesleyan University (DH)	L, 4-5 (12); W, 12-2
7	Lincoln Memorial University	W, 6-4
9	Mars Hill University	W, 18-4
10	Mars Hill University	L, 4-5
11	Mars Hill University	W, 10-9
13	Young Harris College	L, 7-9
16	@Shorter University*	W, 10-3; L, 4-6
17	@Shorter University (DH)*	W, 12-3
20	Carson-Newman University	W, 9-4
23	Valdosta State University*	W, 18-4 (7)
24	Valdosta State University (DH)*	W, 10-5; L, 1-8

MARCH

2	@University of West Georgia*	W, 10-8
3	@University of West Georgia (DH)*	W, 6-1; L, 1-2
6	@Lincoln Memorial University	L, 12-16
9	Cedarville University	W, 13-3 (7)
10	Cedarville University (DH)	W, 20-10; W, 9-1
12	@Carson-Newman University	W, 3-1
16	Auburn University Montgomery (DH)*	W, 7-1; W, 4-3
17	Auburn University Montgomery*	L, 2-8
19	#23 University of North Georgia	W, 15-5
23	Christian Brothers University (DH)*	W, 19-8 (8); W, 28-10
24	Christian Brothers University*	W, 9-3
26	@Tusculum University	L, 4-6
29	@The University of Alabama in Huntsville*	W, 13-3 (8)
30	@The University of Alabama in Huntsville (DH)*	W, 15-8; W, 11-8 (9)

APRIL

3	Trevecca Nazarene University	W, 14-4 (7)
5	University of West Alabama*	W, 16-0 (7)
6	University of West Alabama (DH)*	W, 13-3 (8); L, 3-10
10	Tusculum University	W, 10-5
12	@Union University*	W, 13-2 (7)
13	@Union University (DH)*	W, 7-6; L, 6-7
16	@University of North Georgia	L, 2-21
19	Delta State University*	W, 9-6
20	Delta State University (DH)*	W, 17-2 (7); W, 6-5
23	@Young Harris College	L, 2-14
26	@University of West Florida*	W, 7-3
27	@University of West Florida (DH)*	L, 2-5; W, 2-0

MAY

3	University of West Georgia # (Oxford, Ala.)	W, 10-2
4	Valdosta State University # (Oxford, Ala.)	L, 0-10 (7)
5	Delta State University # (Oxford, Ala.)	L, 3-5
16	RV Auburn University Montgomery! (Tampa, Fla.)	W, 24-7
17	@#1 University of Tampa! (Tampa, Fla.)	L, 1-13
18	RV Auburn University Montgomery! (Tampa, Fla.)	1 PM

* - GSC Games | # - GSC Championship | ! - NCAA DII South Regional 1

All Times Listed Are **EASTERN**

GAME NOTES

- **LEE IN NCAA TOURNAMENT:** The Flames are making the program's third appearance in the NCAA Tournament and now hold a 5-5 record. Lee's last appearance was in 2022 where the No. 7 seed Flames won twice against Saint Leo and lost twice to Rollins. In 2021, Lee claimed two wins against Alabama Huntsville and lost to Tampa and West Florida as the No. 2 seed.
- **LEE AGAINST THE SOUTH REGION FIELD:** The Flames are 3-1 against Delta State and AUM; 2-1 against West Florida. and 0-1 against Tampa. All time against teams in South Region 1, Lee is 39-21 against AUM and 2-3 against Tampa.
- **FLAMES DIG THE LONG BALL:** Lee has recorded the most home runs among South Region teams this season with 95. Tampa is second with 65. The Flames are No. 5 in the nation.
- **LATE SEASON OFFENSIVE STRUGGLES:** Despite scoring 24 runs on Thursday, the Flames have been held to three runs or fewer in six of their last nine games, including Friday when they were held to one run. The Flames are now averaging 9.11 runs per game. Thursday's game was the 25th time Lee scored 10+ runs this season.
- **TIME TO AVOID A PATTERN:** The Flames are hoping to avoid a pattern in this year's postseason. The Flames hit double-figures in beating West Georgia 10-2 in the GSC first round, followed by a 10-0 loss to Valdosta State and a 5-3 loss to Delta State. So far in the South Region, Lee beat AUM 24-7 in the opener and lost 13-1 to Tampa.

ABOUT THE SERIES

- **SERIES RECORD:** Lee leads 39-21 | H: 21-7 | A: 11-12 | N: 7-2
- **FIRST MEETING:** February 8, 1997 | Montgomery, Ala. | L, 3-4
- **LATEST MEETING:** May 16, 2024 | Tampa, Fla. | W, 24-7
- **SERIES STREAKS:** Lee has won three of the four games played this season. The Flames won the first two games of the weekend series before AUM won the finale. Lee claimed the South Region opener 24-7 on Thursday. The Flames have won eight of the 11 games played in the last three seasons. This is the second time all-time that Lee and AUM have met in the NCAA South Regional.



LEE UNIVERSITY FLAMES

NO.	NAME	POS.	HT.	WT.	CL.	B/T	HOMETOWN/PREVIOUS SCHOOL
1	Dylan Standifer	INF/OF	5-10	195	R-Sr.	R/R	Cleveland, Tenn./Bradley Central HS
2	Luke Hughes	SS/2B	5-11	180	Gr.	R/R	Roswell, Ga./Kell HS
3	JJ Williams	OF	6-0	200	R-So.	R/R	Franklin, Tenn./Christ Presbyterian Acad.
6	Luke Collier	MINF	5-11	175	R-Fr.	R/R	Asheville, N.C./Asheville Christian Acad.
7	Josiah Miller	3B	6-0	195	R-Jr.	S/R	Tallahassee, Fla./Coastal Alabama CC-North
8	Eric Boggess	RHP	6-3	205	Fr.	R/R	Ooltewah, Tenn./Silverdale Baptist Acad.
9	Ashton Simmons	MINF	6-0	160	Jr.	R/R	Cleveland, Tenn./Bradley Central HS
10	Mark Underwood	OF	5-10	170	Fr.	R/R	Knoxville, Tenn./Farragut HS
12	Jack Nedrow	RHP	6-2	200	Jr.	R/R	Murfreesboro, Tenn./Siegel HS
13	Samuel Crowell	LHP	6-1	205	Fr.	R/L	Fort Payne, Ala./Plainview HS
14	Keegan Gagliardo	LHP	5-10	190	Sr.	L/L	Coal City, Ill./Illinois State University
15	Brandon Daniels	OF	6-3	205	Gr.	L/L	Springville, Ala./Springville HS
16	David White	RHP	6-2	215	Jr.	R/R	Newnan, Ga./Georgia State University
17	Colt McKibben	LHP	6-1	160	So.	L/L	Cartersville, Ga./Cartersville HS
18	Isaiah French	C	6-0	200	Fr.	R/R	Maryville, Tenn./Maryville HS
19	Malachi Cloud	OF/INF	5-10	185	So.	R/R	Decatur, Ga./Lakeside HS
20	Gavin Baxter	MINF	5-10	200	R-So.	R/R	Clarksville, Tenn./Clarksville HS
21	Brock Sisson	C	5-10	190	R-So.	R/R	Helena, Ala./Helena HS
22	Ty Cobb	RHP	6-2	195	R-Jr.	R/R	Denver, N.C./Walters State CC
23	Matthew Batts	1B	6-3	220	Sr.	L/R	Brentwood, Tenn./Brentwood HS
24	Frankie Volkers	RHP	6-0	215	R-Jr.	R/R	Maple Grove, Minn./Eastern Michigan Univ.
25	Brantley Cutler	OF	6-1	202	Gr.	L/L	Washington, N.C./U. of Maryland Eastern Shore
26	Lucas Quezada	RHP	6-1	200	R-Jr.	L/R	Denver, Colo./San Francisco State Univ.
27	Dakota Peace	C	5-9	220	Fr.	R/R	Cleveland, Tenn./Bradley Central HS
28	Cooper Isaacs	MINF	5-10	155	Fr.	R/R	Canton, Ga./Cherokee HS
29	Tim Gooden	RHP	6-0	185	Jr.	R/R	Helena, Ala./Helena HS
30	Adam Goolsby	C	6-3	200	R-Sr.	R/R	Dixon Springs, Tenn./Trevecca Nazarene Univ.
31	Seth Parker	RHP	5-11	190	R-Jr.	R/R	Seminole, Fla./Chattahoochee Valley CC
32	Nelson Smith	RHP	6-8	215	R-Jr.	R/R	Lehigh Acres, Fla./U. of Arkansas at Little Rock
35	Cole Matthaides	RHP	6-0	180	Sr.	R/R	Acworth, Ga./Mt. Paran Christian School
37	Hunter Lane	RHP	6-0	210	R-Jr.	L/R	Madison, Ga./Chattahoochee Valley CC
39	Jax Howard	RHP	6-5	220	R-Sr.	R/R	Ooltewah, Tenn./Ooltewah HS
41	Matthew Delph	LHP	6-3	215	R-Jr.	L/L	Knoxville, Tenn./Lincoln Memorial Univ.
42	Cam Suto	1B/OF	6-3	195	Jr.	R/L	Marietta, Ga./Sprayberry HS
43	Cal Goss	RHP	6-2	165	R-Fr.	R/R	Cartersville, Ga./Cartersville HS
44	Riley Black	C/1B	5-10	215	R-Jr.	L/R	Cleveland, Tenn./Bradley Central HS
45	Zachary Lawson	RHP	6-3	215	Fr.	R/R	Smyrna, Tenn./Stewarts Creek HS

AUBURN UNIVERSITY IN MONTGOMERY WARHAWKS

NO.	NAME	POS.	HT.	WT.	CL.	B/T	HOMETOWN / PREVIOUS SCHOOL
1	Jackson Ceman	OF	5-10	180	Gr.	R/R	Montgomery, Ala. / Macon East Acad.
2	Nick Freeman	OF	5-8	155	Gr.	L/R	Alabaster, Ala. / Marion Military Institute
3	Lucas Baggett	RHP	5-10	190	So.	R/R	Pike Road, Ala. / Pike Road HS
4	Brendan York	INF	6-0	175	Jr.	R/R	Buford, Ga. / Chattahoochee Valley CC
5	Brett Pitts	UTIL	5-11	215	Sr.	R/R	Alexander City, Ala. / Chattahoochee Valley CC
6	JC Tunnell	INF	6-2	175	Jr.	R/R	Tuscaloosa, Ala. / Marion Military Institute
8	Hayden Grier	C	5-10	195	Jr.	R/R	Marietta, Ga. / Central Alabama CC
9	Tyrese Rooks	OF	5-8	165	Jr.	L/L	Mobile, Ala. / Bishop State CC
10	Cody Lee	UTL	5-10	180	Fr.	R/R	Fayetteville, Ga. / ---
11	Jarren Wright	OF	6-0	180	Sr.	L/R	Ashville, Ala. / Snead State CC
12	Matthew Del Sol	INF	5-9	195	Jr.	R/R	Elizabeth, N.J. / Grayson College
13	Chael Kerr	LHP	5-9	185	Fr.	L/L	Pike Road, Ala. / ---
14	Trey Bacon	UTL	5-11	170	Sr.	R/R	Tampa, Fla. / Santa Fe College
15	RH Frankland	OF	6-1	220	Jr.	L/L	Memphis, Tenn. / Southwest TN CC
16	Ashton Thomas	OF	6-5	215	Gr.	L/L	Evans, Ga. / Flagler College
17	Grant Hickman	RHP	6-1	195	Sr.	R/R	Tuscaloosa, Ala. / Shelton State CC
18	Daniel Swatek	RHP	6-0	190	Sr.	R/R	Hoover, Ala. / Shelton State CC
19	Camden Lovrich	RHP	6-1	195	Gr.	R/R	Pike Road, Ala. / Jacksonville State Univ.
20	Brody Perdue	C	5-9	195	Sr.	R/R	Coker, Ala. / Chattahoochee Valley CC
21	Zach Dew	INF	6-2	200	Gr.	R/R	Sylacauga, Ala. / Central Ala. CC
22	Cole McWhorter	C	6-0	190	Jr.	R/R	Troy, Ala. / Lurleen B. Wallace CC
24	Clay Weatherly	RHP	6-3	215	Sr.	R/R	Smiths Station, Ala. / Chattahoochee Valley CC
25	Cole Strachan	UTL	6-0	205	Jr.	R/R	Madison, Ala. / Northwest-Shoals CC
26	Payte Williams	RHP	6-1	190	Jr.	R/R	Tuscaloosa, Ala. / Marion Military Institute
27	Jayce James	LHP	6-1	195	Jr.	L/L	Eufaula, Ala. / Wallace-Dothan CC
28	Luke Turner	RHP	6-1	215	Sr.	R/R	Saraland, Ala. / Bishop State CC
30	Ryan Slaten	RHP	6-5	210	Jr.	R/R	Alexander City, Ala. / Central Alabama CC
31	Kasey Clark	INF	6-2	200	Gr.	L/R	Pelham, Ala. / Southern Union State CC
33	Michael Myers	RHP	5-8	200	Gr.	R/R	Cullman, Ala. / Snead State CC
34	Nick Purvis	C/INF	6-0	240	Sr.	R/R	Hayden, Ala. / Marion Military Institute
35	Cooper Doughman	C	6-2	240	Sr.	R/R	LaGrange, Ga. / Lurleen B. Wallace CC
36	AJ Crocker	RHP	6-0	210	Jr.	R/R	Scottsboro, Ala. / Marion Military Institute
37	Carson Beach	RHP	6-1	215	R-Fr.	R/R	Newnan, Ga. / Trinity School
39	Clay Slagle	RHP	6-2	210	Jr.	R/R	Montgomery, Ala. / Pike Road HS



MARK BREW
Head Coach | #5
 Overall Record: 709-306-2
 Lee Record: 709-306-2 | 18th Season

JORGE SAEZ
Associate Head Coach | #48

KALEB SCHMIDT
Assistant Coach | #11

THOMAS ZAZARO
Graduate Assistant | #40



FRANKLIN BUSH
Head Coach
 Overall Record: 32-23
 AUM Record: 32-23 | 1st Season

BROCK MOSS
Assistant Coach

TANNER BRADLEY
Graduate Assistant





NATIONAL COLLEGIATE BASEBALL WRITERS OF AMERICA (NCBWA)
TOP 25 POLL | May 15, 2024

#	SCHOOL	W-L	PTS.	PREV.
1	Tampa (19)	43-7	499	1
2	Central Missouri (1)	45-6	481	2
3	North Greenville	41-12	457	3
4	Point Loma	40-10-1	432	4
5	Lubbock Christian	41-14	419	5
6	Missouri Southern	39-11	380	7
7	Saint Leo	38-11	373	6
8	West Chester	43-7	357	8
9	Catawba	40-14	328	14
10	Saginaw Valley State	39-15	308	16
11	Augustana (S.D.)	41-8	299	9
12	Colorado Mesa	38-16	265	19
13	UNC Pembroke	42-12	252	12
14	Molloy	39-12	213	22
15	East Stroudsburg	41-12	205	18
16	Indianapolis	35-18	196	10
17	Cal State Monterey Bay	35-18	166	RV
18	West Texas A&M	36-17	151	25
19	Mount Olive	37-16	1239	21
20	Embry-Riddle	31-19	105	NR
21	Southern New Hampshire	31-17	91	17
22	Arkansas Tech	34-16	79	RV
23	Northwest Nazarene	36-13-1	67	RV
24	Millersville	37-14	61	RV
25	Young Harris	39-13	52	23

RV: Maryville (38-17) 45 points; Lee (37-16) 37 points; Ashland (40-13) 19 points; Westmont (33-15-3) 17 points; Charleston (W.Va.) (43-8) 6 points; Regis (32-22-1) 4 points; Central Oklahoma (36-14) 4 points; Thomas Jefferson (32-15) 3 points.

AMERICAN BASEBALL COACHES ASSOCIATION (ABCA)
TOP 30 POLL | May 13, 2024

#	SCHOOL	W-L	PTS.	PREV.
1	Tampa	43-7	270	1
2	Central Missouri	47-8	265	2
3	Point Loma	40-10-1	245	3
4	Lubbock Christian	41-14	240	4
5	Missouri Southern	42-13	237	5
6	North Greenville	41-12	225	6
7	West Chester	43-7	216	8
8	Augustana	45-8	207	9
9	Catawba	40-14	195	10
10	St. Leo	38-11	192	7
11	Saginaw Valley	39-15	180	13
12	Colorado Mesa	38-16	171	21
13	Northwest Nazarene	36-13-1	165	12
14	Arkansas Tech	38-18	153	17
15	West Texas A&M	36-17	144	14
16	Mount Olive	38-16	135	15
17	Cal State Monterey Bay	35-18	128	28
18	UNC Pembroke	41-12	117	11
19	Young Harris	39-13	100	16
20	Lee	37-16	92	19
21	East Stroudsburg	41-12	83	24
22	Molloy	39-12	72	T30
23	Southern New Hampshire	31-17	67	27
24	Embry-Riddle	31-19	48	22
25	Charleston (WV)	43-8	45	29
26	Indianapolis	35-18	36	23
27	Maryville	38-17	27	RV
28	Millersville	37-14	22	25
29	Ashland	40-13	17	20
30	Angelo State	36-18	14	18
30	Minnesota State	37-18	14	RV

RV: Auburn Montgomery (31-22), West Florida (32-21), UT Permian Basin (34-23), Arkansas-Monticello (32-22), Delta State (32-22), Harding (36-17), Regis (33-23-1), Cal Poly Pomona (31-22), Georgia College & State (34-20), Georgia Southwestern (35-18), Central Oklahoma (36-14), Wingate (33-23), Lander (38-15), IUP (33-15), Seton Hill (36-14), Frostburg State (37-14), Northwood (32-21), Post (28-19), Jefferson (32-15).

GULF SOUTH CONFERENCE WEEKLY HONORS

PLAYER OF THE WEEK

Wesley Sides, MC	Feb. 5
JT Vance, MC	Feb. 12
Connor Crowson, UM	Feb. 19
Cooper Prince, UWG	Feb. 26
Darrien McDowell, UWF	Mar. 4
Logan Harbib, UM	Mar. 11
JT Vance, MC	Mar. 18
Cam Suto, Lee	Mar. 25
Cooper Doughman, AUM	Apr. 1
Josiah Miller, Lee	Apr. 8
Riley Black, Lee	Apr. 15
Darrien McDowell, UWF	Apr. 22
Carson Villalta, UAH	Apr. 29

PITCHER OF THE WEEK

Kade Manderscheid, UWF	Feb. 5
Holland Townes, MC	Feb. 12
Kade Manderscheid, UWF	Feb. 19
Dalton Neuschwander, UWF	Feb. 26
Keegan Gagliardo, Lee	Mar. 4
Jacob Heath, UWF	Mar. 11
Logan Samuels, UM	Mar. 18
Seth Dudley, UWG	Mar. 25
Dalton Neuschwander, UWF	Apr. 1
Jack Nedrow, Lee	Apr. 8
Coy Martin, SU	Apr. 15
Eli Snelson, UU	Apr. 22
Hunter Booth, VSU	Apr. 29

FRESHMAN OF THE WEEK

Levi Maddela, SU	Feb. 5
Elijah Ramsey, UU	Feb. 12
Daniel Irizarry, UM	Feb. 19
Luke Collier, Lee	Feb. 26
Elijah Ramsey, UU	Mar. 4
Luke Collier, Lee	Mar. 11
Zach Wyatt, UM	Mar. 18
Jalen Smith, CBU	Mar. 25
Luke Collier, Lee	Apr. 1
Luke Collier, Lee	Apr. 8
Levi Maddela, SU	Apr. 15
Luke Collier, Lee	Apr. 22
Levi Maddela, SU	Apr. 29

2024 GULF SOUTH CONFERENCE STANDINGS (AS OF MAY 16)

X-CLINCHED GSC CHAMPIONSHIP BERTH

SCHOOL	CONF	CPCT.	OVERALL	PCT.	HOME	AWAY	NEUTRAL	STREAK
LEE-X (1)	23-7	.767	38-16	.704	24-6	12-8	2-2	W1
AUBURN MONTGOMERY-X (2)	20-10	.667	31-23	.574	15-8	15-12	1-3	L3
DELTA STATE-X (3)	20-12	.625	33-24	.579	15-11	13-10	5-3	L2
VALDOSTA STATE-X (4)	18-12	.600	28-20	.583	15-9	10-9	3-2	L2
MONTEVALLO-X (5)	17-13	.567	29-23	.558	16-8	11-13	2-2	L1
WEST FLORIDA-X (6)	18-14	.562	34-22	.607	16-8	13-13	5-1	W2
SHORTER-X (7)	15-15	.500	30-18	.625	23-6	7-10	0-2	L3
WEST GEORGIA-X (8)	14-16	.467	23-27	.460	11-14	12-11	0-2	L2
ALABAMA HUNTSVILLE	12-18	.400	25-22	.532	14-11	11-11	0-0	W5
WEST ALABAMA	12-18	.400	21-26	.447	14-13	7-13	0-0	W1
UNION	11-19	.367	17-29	.370	13-10	4-19	0-0	L4
MISSISSIPPI COLLEGE	10-20	.333	20-25	.444	14-13	6-12	0-0	L3
CHRISTIAN BROTHERS	7-23	.233	15-30	.333	11-14	3-16	1-0	W1



MARK BREW | HEAD COACH

» Alma Mater:	Trevecca Nazarene, 1994
» Hometown:	Smyrna, TN
» Family:	Wife: Rachel
» Children:	Elise and Alex

CAREER NUMBERS TO KNOW

709

During his 18 seasons as a head coach, Mark Brew has collected 709 victories, all at Lee.

17

Coach Brew has posted 17 winning seasons in 18 years as a head coach. His overall career win percentage is .698 (709-306-2).

3

3 different teams have qualified for the NCAA DII National Tournaments (2021, 2022, 2024). Lee has posted a 5-4 record.

178

Lee has won 178 regular-season GSC games under coach Mark Brew. His GSC record now stands at 178-128-1 (.580).

7

Consecutive NAIA World Series appearances (2007-2013). Finished in top four in final six, including two second-place performances.

@LEEUBASEBALL MILESTONES

1

Defeated Freed-Hardeman, 6-5, for his first victory at Lee on February 3, 2007.

2

Highest seeding in the NCAA South Region. The Flames were the No. 2 seed when the Flames qualified for the 2021 NCAA tournament.

33

Players that were drafted/signed MLB contracts while Brew was Head Coach and Assistant Coach for the Flames.

500

Defeated Shorter University, 8-1, on March 18, 2017, to post his 500th career coaching victory.

700

Defeated Tusculum University 10-5 on April 10, 2024, to record his 700th coaching victory.



HEAD COACH | 18TH SEASON @ LEE

YEAR-BY-YEAR RECORD

YEAR	SCHOOL	RECORD	PCT
2007	Lee	51-15	0.773
2008	Lee	63-10	0.863
2009	Lee	53-14	0.791
2010	Lee	52-13	0.800
2011	Lee	51-14	0.785
2012	Lee	56-11-1	0.831
2013	Lee	51-12	0.810
2014	Lee	37-19	0.638
2015	Lee	39-19-1	0.669
2016	Lee	30-18	0.625
2017	Lee	27-23	0.540
2018	Lee	27-26	0.509
2019	Lee	23-26	0.469
2020*	Lee	14-9	0.609
2021	Lee	36-11	0.766
2022	Lee	33-24	0.579
2023	Lee	28-25	0.528
2024	Lee	38-17	0.691
Overall		709-306-2	0.698
	Lee	709-306-2	0.698

LEE UNIVERSITY IN GSC CHAMPIONSHIP

2016		2024	
at West Florida	L, 7-11	vs. West Georgia	W, 10-2
vs. Alabama Huntsville	L, 9-10	vs. Valdosta State	L, 0-10 (7)
		vs. Delta State	L, 3-5

2018	
vs. Montevallo	W, 10-4
vs. West Florida	W, 7-0
vs. West Georgia	L, 3-8
vs. Mississippi College (Final)	L, 6-7

2021	
vs. Auburn Montgomery	W, 8-3
vs. Delta State	L, 2-13
vs. Valdosta State	W, 13-7
vs. West Florida	L, 7-10

2022	
vs. Auburn Montgomery	W, 9-1
vs. Delta State	W, 9-3
vs. Alabama Huntsville	W, 8-5
vs. Shorter	L, 1-11 (7 inn.)
vs. Shorter (Final)	W, 19-8

2023	
vs. Montevallo	W, 10-2
vs. Shorter	W, 11-6
vs. Valdosta State	L, 9-13
vs. West Florida	L, 2-11

LEE UNIVERSITY IN NCAA TOURNAMENT

2021	
vs. Alabama Huntsville	W, 4-1
vs. Tampa	L, 7-12
vs. Alabama Huntsville	W, 10-4
at West Florida	L, 0-7

2022	
at Saint Leo	W, 17-7
vs. Rollins	L, 1-15
at Saint Leo	W, 9-5
vs. Rollins	L, 3-7

2024	
vs. Auburn Montgomery	W, 24-7
at Tampa	L, 1-13
vs. Auburn Montgomery	TBD



FLAMES QUICK FACTS

LEE UNIVERSITY

Location	Cleveland, Tenn.
Phone Number	423-614-8000
Founded	1918
Enrollment	3,678
Nickname	Lady Flames/Flames
Colors	Maroon & White
Mascot	Valor
Affiliation	NCAA Division II
Conference	Gulf South (GSC)
President/Chancellor	Dr. Paul Conn
Athletic Director	John Maupin
Special Advisor to the Athletic Director	Larry Carpenter
Associate AD/Senior Woman Administrator	Jessica McIntyre
Associate AD (External Operations/Annual Giving)	Carman Lastoria
Associate AD (Internal Operations)	Marty Rowe
Director of Facilities and Game Operations	Mark Brew
Compliance Coordinator	Silvia Beauzile
Faculty Athletics Representative	Dr. Jason Robinson
Athletics Office Coordinator	Tena Walker
Assistant for Athletic Operations	Kayla Louie
Director of Student-Athlete Development	Cody Finch
Director of Student-Athlete Welfare and Athletics Counseling	Hannah Manning
Student-Athlete Advisory Committee (SAAC) Administrator	Megan Smith
Team Physician	Dr. DeWayne Knight
Team Physician	Dr. Jason Spangler
Head Athletic Trainer	Daniel Heinbaugh
Sports Medicine Coordinator	Breanne Crittenden
Director of Sports Performance	Will Atkinson

BASEBALL HISTORY

Inaugural Season	N/A, Reinstated in 1996
All-Time Record (since 1996)	1066-544-2
All-Time GSC Record	178-128-1
GSC Regular Season Championships	2 (2024, 2021)
GSC Tournament Appearances/Last	6/2024
Record	11-11
GSC Tournament Championships	1 (2022)
NCAA DII Championship Appearances/Last	3/2024
Record	5-5
NCAA DII South Region Championships	0

BASEBALL STAFF

Head Coach	#5 Mark Brew (Trevecca Nazarene, 1994)
Lee Record	709-306-2
Career Record	709-306-2
GSC Record	178-128-1
Associate Head Coach/Recruiting Coordinator	#48 Jorge Saez
Assistant Coach/Pitching Coach	#11 Kaleb Schmidt
Graduate Assistant	#40 Thomas Zazzaro
Athletic Trainer	Dan Heinbaugh

MEDIA INFORMATION

Associate AD (External Operations/Annual Giving)	Carman Lastoria
Office Phone	423-614-8643
Email	clastoria@leeuniversity.edu
Athletic Communications Coordinator	Philip Tang
Office Phone	423-614-3782
Email	ptang@leeuniversity.edu
Director of Broadcasting	George Starr
Email	gstarr@leeuniversity.edu
Athletic Communications Assistant/Baseball Contact	Tom Chatfield
Email	tchatfield@leeuniversity.edu
Athletic Communications Assistant	Adam Belford
Email	abelford@leeuniversity.edu

LEE UNIVERSITY'S RECORD

	2024
Overall	38-17
Home	24-6
Away	12-9
Neutral	2-2
GSC Games	23-7
GSC Home	12-3
GSC Away	11-4
Game 1 of Series	13-0
Game 2 of Series	9-4
Game 3 of Series	8-5
Weekend Series W-L Overall	13-0
Weekend Series W-L Home	8-0
Weekend Series W-L Away	5-0
Weekend Series Sweeps Overall	4-0
Weekend Series Sweeps Home	3-0
Weekend Series Sweeps Away	1-0
vs Ranked	1-2
Mid-Week Games	6-5
1-Run Games	4-4
2-Run Games	4-4
5+Run Games	26-7
Extra Innings	1-1
Shutouts	2-1
Lee Scores First	27-6
Opponent Scores First	11-11
Lee Scores 0-2 Runs	1-8
Lee Scores 3-5 Runs	2-6
Lee Scores 6-9 Runs	11-2
Lee Scores 10+ Runs	24-1
Opponent Scores 0-2 Runs	10-1
Opponent Scores 3-5 Runs	18-4
Opponent Scores 6-9 Runs	8-6
Opponent Scores 10+ Runs	3-5
Lee Out-Hits Opponent	30-4
Lee Out-Hit By Opponent	6-11
Hits Are Even	2-2
After 6 Leading	36-1
Trailing	1-15
Tied	1-1
After 7 Leading	24-1
Trailing	1-11
Tied	0-1
After 8 Leading	21-1
Trailing	1-9
Tied	0-2
Lee Hits 0 Home Runs	5-6
1 Home Run	19-8
2+ Home Runs	23-3
Opponent Hit 0 Home Runs	24-11
1 Home Run	10-5
2+ Home Runs	4-1
Lee Made 0 Errors	17-3
1 Error	15-7
2+ Errors	6-7
Opponent Made 0 Errors	11-7
1 Error	8-8
2+ Errors	19-2



THE LAST TIME A LEE TEAM...

EVENT	STAT	OPPONENT	DATE	SITE
Defeated a No. 1 Ranked Team	W, 2-0	#1 Tampa	April 9, 2022 (2)	Larry Carpenter Stadium
Defeated a Top 5 Team	W, 2-0	#1 Tampa	April 8, 2022 (2)	Larry Carpenter Stadium
Defeated a Top 10 Team	W, 7-6	#10 Montevallo	April 7, 2023 (2)	Larry Carpenter Stadium
Defeated a Ranked Team	W, 15-5	#23 North Georgia	March 19, 2024	Larry Carpenter Stadium
Played 12-15 Innings	13 (L, 7-8)	Shorter University	April 9, 2021	Larry Carpenter Stadium
Played 16+ Innings	16 (L, 4-5)	North Alabama	March 3, 2018	Larry Carpenter Stadium
Scored 10-15 Runs	W, 10-2	West Georgia	May 3, 2024	Oxford, Ala.
Scored 15-19 Runs	W, 17-2 (7 inn.)	Delta State	April 20, 2024 (1)	Larry Carpenter Stadium
Scored 20+ Runs	W, 24-7	Auburn Montgomery	May 16, 2024	Tampa, Fla.
Scored 10 or more Runs in a Loss	L, 12-16	Lincoln Memorial	March 6, 2024	Harrogate, Tenn.
Scored 10 or more Runs in an Inning	10, 7th inning (W, 16-1)	Southern Polytechnic State	March 21, 2013	Larry Carpenter Stadium
Hit Four Home Runs	4	Alabama Huntsville	March 30, 2024 (1)	Huntsville, Ala.
Hit Five Home Runs	5	West Alabama	April 5, 2024	Larry Carpenter Stadium
Hit Six or more Home Runs	7	Auburn Montgomery	May 16, 2024	Tampa, Fla.
Stole Five Bases	5	Alabama Huntsville	March 29, 2024	Huntsville, Ala.
Stole over Five Bases	7	Southern Wesleyan	February 2, 2024	Larry Carpenter Stadium
Walked 10-14 Times	10	Shorter University	February 17, 2024 (2)	Rome, Ga.
Walked 15+ Times	15	Shorter University	February 16, 2024	Rome, Ga.
Had Five or more Hit Batters	7	Mars Hill	February 9, 2024	Larry Carpenter Stadium
Had a Walk-off Hit	W, 10-9 (RBI Single)	Mars Hill	February 11, 2024	Larry Carpenter Stadium
Had a Walk-off Home Run	W, 7-6 (2-run Home Run)	Montevallo	April 7, 2023 (2)	Larry Carpenter Stadium
Had a Walk-off Walk	Not Since 2012			
Had a Walk-off Wild Pitch	W, 5-4 (9 inn.)	Union University	April 14, 2023	Larry Carpenter Stadium
Had a Walk-off Hit by Pitch	Not Since 2012			
Had a Walk-off by Sac Fly	W, 6-5 (8 inn.)	West Florida	April 30, 2022 (2)	Larry Carpenter Stadium
Struck Out 10 Times	10	Tampa	May 17, 2024	Tampa, Fla.
Struck Out 11-14 Times	11	Delta State	May 5, 2024	Oxford, Ala.
Struck Out 15 or more Times	17	Carson-Newman	March 14, 2023	Jefferson City, Tenn.
Left 15 or more On Base	16	Christian Brothers	March 24, 2024	Larry Carpenter Stadium
Limited to One Hit	1 (7 inn.)	West Alabama	March 18, 2023 (2)	Livingston, Ala.
Was Shut Out	L, 0-10 (7 inn.)	Valdosta State	May 4, 2024	Oxford, Ala.
Pitched a Perfect Game	Matthew Gilson (5 inn.)	Union (Ky.)	February 18, 2002 (1)	Larry Carpenter Stadium
Pitched a No-Hitter	Jumpei Akanuma (7 inn.)	West Alabama	February 24, 2018	Larry Carpenter Stadium
Pitched 10-14 Strikeouts	11	West Georgia	May 3, 2024	Oxford, Ala.
Pitched 15 or more Strikeouts	15	Mars Hill	February 11, 2023 (1)	Larry Carpenter Stadium
Walked 10 or more Batters	15	North Georgia	April 16, 2024	Dahlonega, Ga.
Allowed 20 or more Runs	21	North Georgia	April 16, 2024	Dahlonega, Ga.
Allowed 15-19 Runs	16	Lincoln Memorial	March 6, 2024	Harrogate, Tenn.
Allowed 20 or more Hits	22	Bellarmine	March 5, 2019 (2)	Larry Carpenter Stadium
Allowed 15-19 Hits	17	Tampa	May 17, 2024	Tampa, Fla.
Allowed Four or more Home Runs	4	Montevallo	April 6, 2023	Larry Carpenter Stadium
Recorded a Shutout	W, 2-0	West Florida	April 27, 2024 (2)	Pensacola, Fla.
Recorded a One-Hit Shutout	W, 2-0	West Florida	April 27, 2024 (2)	Pensacola, Fla.
Recorded a Shutout at Home	W, 16-0 (7 inn.)	West Alabama	April 5, 2024	Larry Carpenter Stadium
Recorded a Shutout on the Road	W, 2-0	West Florida	April 27, 2024 (2)	Pensacola, Fla.
Recorded a Shutout in a GSC Game	W, 2-0	West Florida	April 27, 2024 (2)	Pensacola, Fla.
Recorded a Shutout in a GSC Tournament Game	W, 7-0	West Florida	May 7, 2018	Cleveland, Miss.
Allowed a Walk-off Hit	L, 4-5 (9 inn.)	Union University	February 19, 2022 (1)	Jackson, Tenn.
Allowed a Walk-off Home Run	L, 6-7 (3-run Home Run)	Auburn Montgomery	March 4, 2023 (1)	Montgomery, Ala.
Allowed a Walk-off Walk	L, 1-2 (12 inn.)	West Florida	March 28 2015 (1)	Pensacola, Fla.
Allowed a Walk-off Wild Pitch	L, 3-4 (10 inn.)	West Alabama	April 2, 2017	Livingston, Ala.
Allowed a Walk-Off Hit by Pitch	L, 5-6 (7 inn.)	Delta State	March 13, 2022 (2)	Cleveland, Miss.




THE LAST TIME A LEE PLAYER...

EVENT	PLAYER	STAT	OPPONENT	DATE	SITE
Led off a Road Game with Home Run	Dylan Standifer		at West Georgia	March 2, 2024	Carrollton, Ga.
Hit Two Home Runs	Riley Black	2-run, Solo	Auburn Montgomery	May 16, 2024	Tampa, Fla.
Hit Three Home Runs	Dylan Standifer	2 2-run, Solo	Auburn Montgomery	May 16, 2024	Tampa, Fla.
Hit Four Home Runs	Has Never Happened				
Hit Home Run in Consecutive Games	Brantley Cutler	2	vs. Delta State/vs. AUM	May 5, May 16, 2024	Oxford, Ala./Tampa, Fla.
Hit Home Run in Three Straight Games	Matthew Batts	3	TNU/West Alabama	April 3, 5-6, 2024	Larry Carpenter Stadium
Hit Home Run in Both Games of a DH	Cam Suto	2	Christian Brothers	March 23, 2024	Larry Carpenter Stadium
Hit 2 Home Runs In Both Games of DH	Cam Suto	4	Christian Brothers	March 23, 2024	Larry Carpenter Stadium
Hit a Grand Slam	Riley Black	Grand Slam	Delta State	April 20, 2024 (1)	Larry Carpenter Stadium
Hit Two Grand Slams	Has Never Happened				
Hit for the Cycle	Not This Year				
Hit a Walk-off Hit	Brock Sisson	RBI Single	Mars Hill	February 11, 2024	Larry Carpenter Stadium
Hit a Walk-off Home Run	Malachi Cloud	2-run Home Run	Montevallo	April 7, 2023 (2)	Larry Carpenter Stadium
Hit a Walk-off Grand Slam	Not This Year				
Had Five or more Hits	JJ Williams	5	Auburn Montgomery	May 16, 2024	Tampa, Fla.
Had Seven RBI	Ryan Beamish	7	West Georgia	March 26, 2021 (1)	Carrollton, Ga.
Had Eight RBI	Julian Alvarez	8	Southern Polytechnic State	March 30, 2009	Marietta, Ga.
Had over Eight RBI	Cam Suto	9	Christian Brothers	March 23, 2024 (2)	Larry Carpenter Stadium
Had Two Triples	Not This Year				
Had over Two Triples	Lance Zawadzki	3	Covenant College	April 10, 2007	Larry Carpenter Stadium
Had Three Doubles	Brandon Daniels	3	Christian Brothers	March 23, 2024 (2)	Larry Carpenter Stadium
Had over Three Doubles	Not This Year				
Stole Three Bases	Thomas Zazzaro	3	Mississippi College	March 19, 2022 (1)	Clinton, Miss.
Stole Four Bases	Malachi Cloud	4	Alabama Huntsville	February 19, 2023	Huntsville, Ala.
Stole over Four Bases	Johnny Page	5	Bethel College	March 21, 1997	McKenzie, Tenn.
Stole Home	Sisti Poti	3rd Inning	Palm Beach Atlantic	May 22, 2015	Mason, Ohio
Scored Six Runs	Cam Suto	6	Christian Brothers	March 23, 2024 (2)	Larry Carpenter Stadium
Had 10+ Total Bases	Cam Suto	12	Auburn Montgomery	May 16, 2024	Tampa, Fla.
Drew Four+ Walks	Jared Demkowicz	4	Auburn Montgomery	May 6, 2022	Oxford, Ala.
Hit By Pitch Three or more Times	Josiah Miller	4	Mars Hill	February 9, 2024	Larry Carpenter Stadium
Struck Out Four Times	Matthew Batts	4	West Florida	April 26, 2024	Pensacola, Fla.
Hit in 15-19 Straight Games	Dylan Standifer	18		February 23-March 24, 2024	
Hit in 20 or more Straight Games	Ben Holland	22		March 6-April 16, 2016	
	Trenton Hill	20		March 9-April 16, 2016	
Reached Base in 30-34 Straight Games	Brandon Daniels	31		March 6-April 27, 2024	
Reached Base in over 35 Straight Games	Dylan Standifer	37		February 2-April 6, 2024	
Threw a Nine-Inning No-Hitter	Has Never Happened				
Threw a Seven-Inning No-Hitter	Junpei Akanuma	11 K	West Alabama	February 24, 2018	Larry Carpenter Stadium
Threw a Nine-Inning Perfect Game	Has Never Happened				
Threw a Seven-Inning Perfect Game	Has Never Happened				
Threw a Five-Inning Perfect Game	Matthew Gilson	6 K	Union (Ky.)	February 18, 2010 (1)	Larry Carpenter Stadium
Struck Out 10-14 in a Game	Frankie Volkers	10	Carson-Newman	March 12, 2024	Jefferson City, Tenn.
Struck Out 15+ in a Game	Logan Workman	15	Montevallo	March 19, 2021	Larry Carpenter Stadium
Pitched a Complete Game in a Loss	Jack Nedrow	L, 3-4 (7 inn.)	Valdosta State	February 26, 2022 (2)	Larry Carpenter Stadium
Pitched a Seven-Inning Complete Game	Jack Nedrow	W, 13-2	Union University	April 12, 2024	Jackson, Tenn.
Pitched a Seven-Inning Shutout	Keegan Gagliardo	W, 17-2	Delta State	April 20, 2024 (1)	Larry Carpenter Stadium
Pitched an Eight-Inning Complete Game	Vince Spilker	W, 7-6	Auburn Montgomery	April 14, 2012 (2)	Larry Carpenter Stadium
Pitched an Eight-Inning Shutout	Not Since 2006				
Pitched a Nine-Inning Complete Game	Miguel Alba	W, 3-1	Christian Brothers	April 16, 2022	Larry Carpenter Stadium
Pitched a Nine-Inning Shutout	Logan Workman	W, 8-0	Valdosta State	March 6, 2020	Valdosta, Ga.
Pitched a One-Hit Shutout	Jack Nedrow	W, 16-0 (7 inn.)	West Alabama	April 5, 2024	Larry Carpenter Stadium
Won Two Games in a GSC Series	Has Never Happened				
Pitched Two Shutouts in GSC Play	Jack Nedrow	2	West Alabama/at Union	April 5 & April 12, 2024	
Recorded Two Saves in GSC Series	Tim Gooden	Games 1 & 3	Delta State	April 19-20, 2024	Larry Carpenter Stadium
Pitched Back-to-Back Complete Games	Jack Nedrow	7 innings	West Alabama	April 5, 2024	Larry Carpenter Stadium
		7 innings	Union University	April 12, 2024	Jackson, Tenn.



2024 RADIO/TV ROSTER

**DYLAN STANDIFER**


5-10 | 195 | R-Sr. | INF/OF | R/R

**LUKE HUGHES**

5-11 | 180 | Gr. | SS/2B | R/R

**JJ WILLIAMS**

5-11 | 190 | R-So. | OF | R/R

**LUKE COLLIER**


5-10 | 165 | R-Fr. | MINF | R/R

**JOSIAH MILLER**


6-1 | 195 | R-Jr. | 3B | S/R

**ERIC BOGGEES**

6-3 | 205 | Fr. | RHP | R/R

**ASHTON SIMMONS**

6-0 | 160 | Jr. | MINF | R/R

**MARK UNDERWOOD**

5-10 | 179 | Fr. | OF | R/R

**JACK NEDROW**

6-2 | 200 | Jr. | RHP | R/R

**SAMUEL CROWELL**

6-1 | 205 | Fr. | LHP | R/L

**KEEGAN GAGLIARDO**


5-10 | 190 | R-Jr. | LHP | L/L

**BRANDON DANIELS**

6-3 | 205 | Gr. | OF | L/L

**DAVID WHITE**

6-2 | 210 | Jr. | RHP | R/R

**COLT MCKIBBEN**


6-1 | 160 | So. | LHP | L/L

**ISAIAH FRENCH**


6-0 | 205 | Fr. | C | R/R

**MALACHI CLOUD**

5-10 | 185 | So. | OF/INF | R/R

**GAVIN BAXTER**

5-10 | 200 | R-So. | MINF | R/R

**BROCK SISSON**

5-10 | 190 | R-So. | C | R/R

**TY COBB**

6-2 | 195 | R-Jr. | RHP | R/R

**MATTHEW BATTS**

6-3 | 220 | Sr. | DH/1B | L/R

**FRANKIE VOLKERS**

6-0 | 215 | R-Jr. | RHP | R/R

**BRANTLEY CUTLER**

6-1 | 200 | Gr. | OF | L/L

**LUCAS QUEZADA**

6-1 | 200 | R-Jr. | RHP | L/R

**DAKOTA PEACE**

5-9 | 220 | Fr. | C | R/R

**COOPER ISAACS**

5-10 | 155 | Fr. | MINF | R/R



2024 RADIO/TV ROSTER



TIM GOODEN

6-0 | 160 | Jr. | RHP | R/R



ADAM GOOLSBY

6-3 | 195 | R-Sr. | C | R/R



SETH PARKER

5-11 | 190 | R-Jr. | RHP | R/R



NELSON SMITH

6-7 | 215 | R-Jr. | RHP | R/R



COLE MATTHAIDEISS

6-0 | 175 | Sr. | RHP | R/R



HUNTER LANE

6-0 | 210 | R-Jr. | RHP | L/R



JAX HOWARD

6-5 | 210 | R-Sr. | RHP | R/R



MATTHEW DELPH

6-3 | 215 | R-Jr. | LHP | L/L



CAM SUTO

6-3 | 185 | Jr. | 1B/OF | R/L



CAL GOSS

6-2 | 165 | R-Fr. | RHP | R/R



RILEY BLACK

5-10 | 205 | R-Jr. | C/1B | L/R



ZACHARY LAWSON

6-3 | 215 | Fr. | RHP | R/R



MARK BREW

HEAD COACH




JORGE SAEZ

ASSOCIATE HEAD COACH



KALEB SCHMIDT

ASSISTANT COACH/PITCHING COACH



THOMAS ZAZZARO

GRADUATE ASSISTANT



DAN HEINBAUGH

HEAD ATHLETIC TRAINER



WILL ATKINSON

DIRECTOR OF SPORTS PERFORMANCE