



LEE UNIVERSITY FLAMES



LEE UNIVERSITY FLAMES



37-14
OVERALL

23-7
GSC

#13

NCBWA DIVISION II POLL
(MAY 1, 2024)

#15

ABCA DIVISION II POLL
(APRIL 29, 2024)

MARK BREW

HEAD COACH

708-303-2
OVERALL

18th
SEASON

LEE 2024 STAT LEADERS

RBI	Cam Suto	65
BAVG	Cam Suto	.389
RUNS	Dylan Standifer	69
WALKS	Standifer/Daniels	40
HR	Cam Suto	16
IP	Jack Nedrow	74.0
WINS	Jack Nedrow	11
ERA	Jack Nedrow	2.68
SO	Jack Nedrow	81

SATURDAY, MAY 4, 2024

LEE UNIVERSITY VS. VALDOSTA STATE UNIVERSITY
OXFORD, ALA. | CHOCOLOCCO PARK

2024 GULF SOUTH CONFERENCE CHAMPIONSHIP - DAY 2

7 PM CDT

GAME

52



Scan the QR code
to download the
new Lee University
Athletics App



LEE
FLAMES



VALDOSTA STATE BLAZERS



27-18
OVERALL

18-12
GSC

NR

NCBWA DIVISION II POLL
(MAY 1, 2024)

NR

ABCA DIVISION II POLL
(APRIL 29, 2024)

GREG GUILLIAMS

HEAD COACH

1177-578-2
OVERALL

34th
SEASON



2024 SCHEDULE/RESULTS

OVERALL RECORD: 37-14

GSC: 23-7

NON-CONFERENCE: 14-7

HOME | AWAY | NEUTRAL: 24-6 | 12-8 | 1-0

FEBRUARY

2	Southern Wesleyan University	W, 9-5
3	Southern Wesleyan University (DH)	L, 4-5 (12); W, 12-2
7	Lincoln Memorial University	W, 6-4
9	Mars Hill University	W, 18-4
10	Mars Hill University	L, 4-5
11	Mars Hill University	W, 10-9
13	Young Harris College	L, 7-9
16	@Shorter University*	W, 10-3; L, 4-6
17	@Shorter University (DH)*	W, 12-3
20	Carson-Newman University	W, 9-4
23	Valdosta State University*	W, 18-4 (7)
24	Valdosta State University (DH)*	W, 10-5; L, 1-8

MARCH

2	@University of West Georgia*	W, 10-8
3	@University of West Georgia (DH)*	W, 6-1; L, 1-2
6	@Lincoln Memorial University	L, 12-16
9	Cedarville University	W, 13-3 (7)
10	Cedarville University (DH)	W, 20-10; W, 8-1
12	@Carson-Newman University	W, 3-1
16	Auburn University Montgomery (DH)*	W, 7-1; W, 4-3
17	Auburn University Montgomery*	L, 2-8
19	#23 University of North Georgia	W, 15-5
23	Christian Brothers University (DH)*	W, 19-8 (8); W, 28-10
24	Christian Brothers University*	W, 9-3
26	@Tusculum University	L, 4-6
29	@The University of Alabama in Huntsville*	W, 13-3 (8)
30	@The University of Alabama in Huntsville (DH)*	W, 15-8; W, 11-8 (9)

APRIL

3	Trevecca Nazarene University	W, 14-4 (7)
5	University of West Alabama*	W, 16-0 (7)
6	University of West Alabama (DH)*	W, 13-3 (8); L, 3-10
10	Tusculum University	W, 10-5
12	@Union University*	W, 13-2 (7)
13	@Union University (DH)*	W, 7-6; L, 6-7
16	@University of North Georgia	L, 2-21
19	Delta State University*	W, 9-6
20	Delta State University (DH)*	W, 17-2 (7); W, 6-5
23	@Young Harris College	L, 2-14
26	@University of West Florida*	W, 7-3
27	@University of West Florida (DH)*	L, 2-5; W, 2-0

MAY

3	University of West Georgia # (Oxford, Ala.)	W, 10-2
4	Valdosta State University # (Oxford, Ala.)	8 PM
5	TBD #	TBD

* - GSC Games | # - GSC Championship | All Times Listed Are **EASTERN**

ACTIVE STREAKS

LEE		VSU
W2	Overall	W1
W4	Home	L1
W1	Away	L1
W1	Neutral	W2
3-2	Last 5	3-2
6-4	Last 10	6-4

VSU 2024 STAT LEADERS

RBI	Dennis Pierce	67
BAVG	Dennis Pierce	.399
RUNS	Pierce/Moreno	57
WALKS	Dennis Pierce	37
HR	Dennis Pierce	14
IP	Zac Dodson	62.1
WINS	Hunter Booth	8
ERA	Hunter Booth	4.15
SO	Zac Dodson	54

GAME NOTES

- ➔ **LEE IN GSC TOURNAMENT:** The Flames are making the program's sixth appearance in the GSC Tournament and with Friday night's win are now 11-9. Lee reached the championship game twice (2018 and 2022) and claimed the 2022 GSC Tournament Championship.
- ➔ **TOURNAMENT SECOND GAMES:** Since the Flames went 0-2 in 2016, Lee has won its second game in three of the last four appearances.
- ➔ **FLAMES DIG THE LONG BALL:** Lee added three home runs Friday night to their league-leading total of 85. Cam Suto drilled his 16th, while Brandon Daniels now has 10 dingers and JJ Williams is one behind at nine this season.
- ➔ **LEE CAREER RECORD ALERT:** Dylan Standifer remains two RBI shy of tying Kevin Young's career mark of 194. He already owns the Lee career records for at bats (858), times hit by pitch (48) and sac flies (16). Jack Nedrow tied Brandon Cofer (2001-2004) for career wins at 27 with Friday night's win and is one shutout from tying three others with a career mark of five.
- ➔ **REGION RANKINGS:** The Flames were No. 3 in this week's NCAA South Region Rankings. Tamp was first with Saint Leo second. AUM was No. 4 with Valdosta State (No. 7) and Delta State (No. 8) the only other GSC teams listed. Lee is third in this week's NCBWA South Region Poll. AUM is No. 4 with DSU at No. 6 and Valdosta State is seventh. Tampa and Saint Leo continue to hold the top two positions.

ABOUT THE SERIES

- ➔ **SERIES RECORD:** Lee leads 16-11 | H: 8-7 | A: 7-3 | N: 1-1
- ➔ **FIRST MEETING:** April 18, 2015 | Cleveland, Tenn. | W, 8-2
- ➔ **LATEST MEETING:** February 24, 2024 | Cleveland, Tenn. | L, 1-8
- ➔ **SERIES STREAKS:** Lee won two of the three meetings earlier this season in Cleveland. The Flames won the first two games 18-4 (7 inn.) and 10-5 before VSU claimed the seven-inning contest 8-1. The Blazers won two of three in Valdosta last season. This is the third time the teams have met in the GSC Tournament. Lee won 13-7 in 2021, while VSU handed Lee its first loss (13-9) in last year's GSC Tournament winner's bracket final.



LEE UNIVERSITY FLAMES

NO.	NAME	POS.	HT.	WT.	CL.	B/T	HOMETOWN/PREVIOUS SCHOOL
1	Dylan Standifer	INF/OF	5-10	195	R-Sr.	R/R	Cleveland, Tenn./Bradley Central HS
2	Luke Hughes	SS/2B	5-11	180	Gr.	R/R	Roswell, Ga./Kell HS
3	JJ Williams	OF	6-0	200	R-So.	R/R	Franklin, Tenn./Christ Presbyterian Acad.
6	Luke Collier	MINF	5-11	175	R-Fr.	R/R	Asheville, N.C./Asheville Christian Acad.
7	Josiah Miller	3B	6-0	195	R-Jr.	S/R	Tallahassee, Fla./Coastal Alabama CC-North
8	Eric Boggess	RHP	6-3	205	Fr.	R/R	Ooltewah, Tenn./Silverdale Baptist Acad.
9	Ashton Simmons	MINF	6-0	160	Jr.	R/R	Cleveland, Tenn./Bradley Central HS
10	Mark Underwood	OF	5-10	170	Fr.	R/R	Knoxville, Tenn./Farragut HS
12	Jack Nedrow	RHP	6-2	200	Jr.	R/R	Murfreesboro, Tenn./Siegel HS
13	Samuel Crowell	LHP	6-1	205	Fr.	R/L	Fort Payne, Ala./Plainview HS
14	Keegan Gagliardo	LHP	5-10	190	Sr.	L/L	Coal City, Ill./Illinois State University
15	Brandon Daniels	OF	6-3	205	Gr.	L/L	Springville, Ala./Springville HS
16	David White	RHP	6-2	215	Jr.	R/R	Newnan, Ga./Georgia State University
17	Colt McKibben	LHP	6-1	160	So.	L/L	Cartersville, Ga./Cartersville HS
18	Isaiah French	C	6-0	200	Fr.	R/R	Maryville, Tenn./Maryville HS
19	Malachi Cloud	OF/INF	5-10	185	So.	R/R	Decatur, Ga./Lakeside HS
20	Gavin Baxter	MINF	5-10	200	R-So.	R/R	Clarksville, Tenn./Clarksville HS
21	Brock Sisson	C	5-10	190	R-So.	R/R	Helena, Ala./Helena HS
22	Ty Cobb	RHP	6-2	195	R-Jr.	R/R	Denver, N.C./Walters State CC
23	Matthew Batts	1B	6-3	220	Sr.	L/R	Brentwood, Tenn./Brentwood HS
24	Frankie Volkers	RHP	6-0	215	R-Jr.	R/R	Maple Grove, Minn./Eastern Michigan Univ.
25	Brantley Cutler	OF	6-1	202	Gr.	L/L	Washington, N.C./U. of Maryland Eastern Shore
26	Lucas Quezada	RHP	6-1	200	R-Jr.	L/R	Denver, Colo./San Francisco State Univ.
27	Dakota Peace	C	5-9	220	Fr.	R/R	Cleveland, Tenn./Bradley Central HS
28	Cooper Isaacs	MINF	5-10	155	Fr.	R/R	Canton, Ga./Cherokee HS
29	Tim Gooden	RHP	6-0	185	Jr.	R/R	Helena, Ala./Helena HS
30	Adam Goolsby	C	6-3	200	R-Sr.	R/R	Dixon Springs, Tenn./Trevecca Nazarene Univ.
31	Seth Parker	RHP	5-11	190	R-Jr.	R/R	Seminole, Fla./Chattahoochee Valley CC
32	Nelson Smith	RHP	6-8	215	R-Jr.	R/R	Lehigh Acres, Fla./U. of Arkansas at Little Rock
35	Cole Matthaides	RHP	6-0	180	Sr.	R/R	Acworth, Ga./Mt. Paran Christian School
37	Hunter Lane	RHP	6-0	210	R-Jr.	L/R	Madison, Ga./Chattahoochee Valley CC
39	Jax Howard	RHP	6-5	220	R-Sr.	R/R	Ooltewah, Tenn./Ooltewah HS
41	Matthew Delph	LHP	6-3	215	R-Jr.	L/L	Knoxville, Tenn./Lincoln Memorial Univ.
42	Cam Suto	1B/OF	6-3	195	Jr.	R/L	Marietta, Ga./Sprayberry HS
43	Cal Goss	RHP	6-2	165	R-Fr.	R/R	Cartersville, Ga./Cartersville HS
44	Riley Black	C/1B	5-10	215	R-Jr.	L/R	Cleveland, Tenn./Bradley Central HS
45	Zachary Lawson	RHP	6-3	215	Fr.	R/R	Smyrna, Tenn./Stewarts Creek HS

VALDOSTA STATE UNIVERSITY BLAZERS

NO.	NAME	POS.	HT.	WT.	CL.	B/T	HOMETOWN / PREVIOUS SCHOOL
1	Ryan Romano	INF	6-0	185	Sr.	R/R	Tampa, Fla. / Florida State University
2	Daniel Kerrigan	C	5-10	175	Fr.	R/R	Valdosta, Ga. / Lowndes HS
4	Pedro Moreno	INF	5-9	175	Jr.	R/R	Caracas, Venezuela / South Florida State College
5	David Crawford	OF	6-1	195	Sr.	L/R	Atlanta, Ga. / Miami Dade College
6	Cole Steinmetz	INF	6-0	185	Jr.	R/R	Lakeland, Fla. / St. Johns River State College
9	Marcos Sevillano	OF/1B	6-0	200	So.	L/R	Jacksonville, Fla. / Seminole State College
10	Leeandro Alfonzo	INF	5-10	180	Gr.	R/R	Tampa, Fla. / Texas A&M-International
11	Nick Ferrara	RHP	5-10	170	Jr.	R/R	Tallahassee, Fla. / Northwest Florida State College
12	Jovanni Canegitta	OF	5-9	170	Jr.	S/R	Lakeland, Fla. / Pensacola State College
13	Jacob Harper	C	6-0	185	Sr.	R/R	Paulding, Ga. / Paulding HS
15	Farid Eljaiek	OF	5-11	175	R-Jr.	R/R	Jacksonville, Fla. / Gordon State College
16	Garrett Sagro	LHP	5-10	180	Jr.	L/L	Cumming, Ga. / Georgia Highlands College
17	Jacob King	RHP	6-0	165	Fr.	R/R	Valdosta, Ga. / Valdosta HS
19	Anthony Martens	RHP	5-11	190	So.	R/R	Port Saint Lucie, Fla. / Univ. of West Florida
20	Raynel Ortiz	LHP/1B	6-0	190	So.	L/L	Port St. Lucie, Fla. / St. John's River State College
21	Logan Wynne	RHP	6-1	200	Jr.	R/R	Wesley Chapel, Fla. / South Florida State College
22	DJ Banks	INF	6-3	205	So.	R/R	Powder Springs, Ga. / Gordon State College
23	Keaton Fuller	RHP	5-11	185	Jr.	R/R	Fairhope, Ala. / Troy
25	Hunter Stowe	OF/INF	6-1	210	Jr.	R/R	Birmingham, Ala. / Marion Military Institute
26	Luca Maberry	OF	5-10	180	Jr.	L/R	Shalimar, Fla. / Marion Military Institute
28	Will Beckham	C	5-10	190	R-So.	R/R	Bainbridge, Ga. / Young Harris College
31	Carson Russell	C	6-0	190	Jr.	S/R	Cumming, Ga. / Lake-Sumter State College
32	Easton Hood	OF	6-2	220	So.	R/R	Tupelo, Miss. / Tupelo HS Itawamba CC
33	Henry Alfonso	INF	6-0	195	Jr.	R/R	Miami, Fla. / Columbia State CC
34	Trey Jackson	RHP	6-0	215	Jr.	R/R	Melbourne, Fla. / Palm Beach Atlantic
35	Payton Adkisson	LHP	5-8	195	Jr.	R/L	Knoxville, Tenn. / Gordon State College
36	Hunter Booth	RHP	6-3	210	R-Jr.	L/R	Saint Petersburg, Fla. / Pasco-Hernando State College
37	Zac Dodson	RHP	6-2	200	R-Jr.	R/R	Boca Raton, Fla. / Palm Beach State College
38	Ryan Brown	LHP	6-1	190	Jr.	L/L	High Springs, Fla. / Santa Fe College
39	Thomas Greeson	LHP	6-1	200	Jr.	L/L	Lawrenceville, Ga. / Gordon State College
40	Kyle Maruna	RHP	6-1	175	Gr.	R/R	Medina, Ohio / Baldwin Wallace University
41	Jude Ard	RHP	6-3	225	Jr.	R/R	Valdosta, Ga. / St. Johns River State College
42	JJ Finn	RHP	6-4	215	Jr.	R/R	Ocala, Fla. / Daytona State College
44	Owen Lawn	INF	6-4	220	Gr.	R/R	Wyndmoore, Pa. / West Chester University
45	Dennis Pierce	INF	6-0	210	So.	R/R	Quakertown, Pa. / West Chester University

**MARK BREW**

Head Coach | #5

Overall Record: 708-303-2
Lee Record: 708-303-2 | 18th Season**JORGE SAEZ**

Associate Head Coach | #48

KALEB SCHMIDT

Assistant Coach | #11

THOMAS ZAZZARO

Graduate Assistant | #40

**GREG GUILLIAMS**

Head Coach

Overall Record: 1177-578-2
VSU Record: 500-321-1 | 17th Season**ANGELO NICOLOSI****CASEY GUILLIAMS**

Assistant Coaches

BLAKE BALES**GIOVANNY ALFONZO**
Graduate Assistants**COOPER SAMPLES**

Student Assistant



NATIONAL COLLEGIATE BASEBALL WRITERS OF AMERICA (NCBWA)
TOP 25 POLL | May 1, 2024

#	SCHOOL	W-L	PTS.	PREV.
1	Tampa (19)	39-5	499	1
2	Central Missouri (1)	43-6	479	2
3	North Greenville	40-10	461	3
4	Point Loma	36-9-1	430	4
5	Saint Leo	37-6	412	6
6	Ashland	36-9	374	7
7	Young Harris	38-11	357	8
8	Millersville	37-9	348	12
9	Lubbock Christian	36-14	341	18
10	Missouri Southern	37-13	335	9
11	West Texas A&M	35-15	284	5
12	Augustana (S.D.)	35-8	250	14
13	Lee	36-14	237	13
14	Molloy	34-10	229	15
15	Catawba	37-12	214	21
16	Colorado Mesa	32-14	182	11
17	West Chester	35-7	176	RV
18	Westmont	33-15-3	165	17
19	Central Oklahoma	36-12	122	20
20	Indianapolis	32-14	114	25
21	Mount Olive	34-14	107	16
22	Charleston (W.Va.)	36-7	92	22
23	Saginaw Valley State	32-13	57	19
24	Northwest Nazarene	30-11-1	53	23
25	East Stroudsburg	35-9	52	10

RV: Angelo State (34-16) 43 points; Lander (37-12) 29 points; Southern New Hampshire (28-15) 19 points; Auburn Montgomery (30-20) 13 points; Arkansas Tech (33-15) 12 points; UNC Pembroke (38-12) 9 points; Goldey-Beacom (31-17) 2 points; Barton (34-14) 1 point; Minnesota State (30-14) 1 point.

AMERICAN BASEBALL COACHES ASSOCIATION (ABCA)
TOP 30 POLL | April 29, 2024

#	SCHOOL	W-L	PTS.	PREV.
1	Tampa	39-5	300	1
2	Central Missouri	43-6	270	2
3	St. Leo	37-6	252	3
4	Point Loma	26-9-1	240	4
5	North Greenville	40-10	228	5
6	Lubbock Christian	36-14	210	9
7	Millersville	37-9	198	14
8	Catawba	37-12	180	19
9	Missouri Southern	37-13	175	6
10	Young Harris	38-11	170	8
11	Northwest Nazarene	30-11-1	165	15
12	West Texas A&M	35-15	162	12
13	Colorado Mesa	32-14	153	11
14	Ashland	36-9	130	7
15	Lee	36-14	120	10
16	UNC Pembroke	38-12	110	20
17	West Chester	35-7	99	28
18	Augustana	35-8	90	13
19	Lander	37-12	75	24
20	Saginaw Valley	32-13	72	26
21	Arkansas Tech	33-15	63	17
22	Mount Olive	34-14	54	16
23	Molloy	33-9	50	23
24	Angelo State	34-16	45	22
25	Central Oklahoma	36-12	40	25
26	Auburn Montgomery	30-20	35	21
27	East Stroudsburg	35-9	25	18
28	Indianapolis	32-14	15	RV
29	Embry-Riddle	27-17	12	NR
30	Cal Poly Pomona	28-17	10	RV
30	Regis	27-17-1	10	NR

RV: Minnesota State (30-14), Seton Hill (33-12), Georgia Southwestern (33-16), Arkansas-Monticello (27-21), Nova Southeastern (25-15), Cal State San Marcos (26-13), Western, Oregon (24-18), Cal State Monterey Bay (28-17), Frostburg State (32-11), Jefferson (30-13), Goldey-Beacom (31-17), Southern New Hampshire (28-15), Franklin Pierce (24-13), Albany State (34-10), Pittsburg State (32-16), Frostburg St. (27-11), Charleston (WV) (32-7).

GULF SOUTH CONFERENCE WEEKLY HONORS

PLAYER OF THE WEEK

Wesley Sides, MC	Feb. 5
JT Vance, MC	Feb. 12
Connor Crowson, UM	Feb. 19
Cooper Prince, UWG	Feb. 26
Darrien McDowell, UWF	Mar. 4
Logan Harbib, UM	Mar. 11
JT Vance, MC	Mar. 18
Cam Suto, Lee	Mar. 25
Cooper Doughman, AUM	Apr. 1
Josiah Miller, Lee	Apr. 8
Riley Black, Lee	Apr. 15
Darrien McDowell, UWF	Apr. 22
Carson Villalta, UAH	Apr. 29

PITCHER OF THE WEEK

Kade Manderscheid, UWF	Feb. 5
Holland Townes, MC	Feb. 12
Kade Manderscheid, UWF	Feb. 19
Dalton Neuschwander, UWF	Feb. 26
Keegan Gagliardo, Lee	Mar. 4
Jacob Heath, UWF	Mar. 11
Logan Samuels, UM	Mar. 18
Seth Dudley, UWG	Mar. 25
Dalton Neuschwander, UWF	Apr. 1
Jack Nedrow, Lee	Apr. 8
Coy Martin, SU	Apr. 15
Eli Snelson, UU	Apr. 22
Hunter Booth, VSU	Apr. 29

FRESHMAN OF THE WEEK

Levi Maddela, SU	Feb. 5
Elijah Ramsey, UU	Feb. 12
Daniel Irizarry, UM	Feb. 19
Luke Collier, Lee	Feb. 26
Elijah Ramsey, UU	Mar. 4
Luke Collier, Lee	Mar. 11
Zach Wyatt, UM	Mar. 18
Jalen Smith, CBU	Mar. 25
Luke Collier, Lee	Apr. 1
Luke Collier, Lee	Apr. 8
Levi Maddela, SU	Apr. 15
Luke Collier, Lee	Apr. 22
Levi Maddela, SU	Apr. 29

2024 GULF SOUTH CONFERENCE STANDINGS (AS OF MAY 3)

X-CLINCHED GSC CHAMPIONSHIP BERTH

SCHOOL	CONF	CPCT.	OVERALL	PCT.	HOME	AWAY	NEUTRAL	STREAK
LEE-X (1)	23-7	.767	37-14	.725	24-6	12-8	1-0	W2
AUBURN MONTGOMERY -X (2)	20-10	.667	31-20	.608	15-8	15-12	1-0	W1
DELTA STATE -X (3)	20-12	.625	29-22	.569	15-11	13-10	1-1	L1
VALDOSTA STATE -X (4)	18-12	.600	27-18	.600	15-9	10-9	2-0	W1
MONTEVALLO -X (5)	17-13	.567	27-22	.551	16-8	11-13	0-1	L1
WEST FLORIDA -X (6)	18-14	.562	29-21	.580	16-8	12-13	1-0	W1
SHORTER -X (7)	15-15	.500	30-17	.638	23-6	7-10	0-1	L2
WEST GEORGIA -X (8)	14-16	.467	23-26	.469	11-14	12-11	0-1	L1
ALABAMA HUNTSVILLE	12-18	.400	25-22	.532	14-11	11-11	0-0	W5
WEST ALABAMA	12-18	.400	21-26	.447	14-13	7-13	0-0	W1
UNION	11-19	.367	17-29	.370	13-10	4-19	0-0	L4
MISSISSIPPI COLLEGE	10-20	.333	20-25	.444	14-13	6-12	0-0	L3
CHRISTIAN BROTHERS	7-23	.233	15-30	.333	11-14	3-16	1-0	W1



MARK BREW | HEAD COACH

» Alma Mater:	Trevecca Nazarene, 1994
» Hometown:	Smyrna, TN
» Family:	Wife: Rachel
» Children:	Elise and Alex

CAREER NUMBERS TO KNOW

708

During his 18 seasons as a head coach, Mark Brew has collected 708 victories, all at Lee.

17

Coach Brew has posted 17 winning seasons in 18 years as a head coach. His overall career win percentage is .6999 (708-303-2).

2

2 different teams have qualified for the NCAA DII National Tournaments (2021, 2022). Lee has posted a 4-4 record.

178

Lee has won 178 regular-season GSC games under coach Mark Brew. His GSC record now stands at 178-128-1 (.580).

7

Consecutive NAIA World Series appearances (2007-2013). Finished in top four in final six, including two second-place performances.

@LEEUBASEBALL MILESTONES

1

Defeated Freed-Hardeman, 6-5, for his first victory at Lee on February 3, 2007.

2

Highest seeding in the NCAA South Region. The Flames were the No. 2 seed when the Flames qualified for the 2021 NCAA tournament.

33

Players that were drafted/signed MLB contracts while Brew was Head Coach and Assistant Coach for the Flames.

500

Defeated Shorter University, 8-1, on March 18, 2017, to post his 500th career coaching victory.

700

Defeated Tusculum University 10-5 on April 10, 2024, to record his 700th coaching victory.



HEAD COACH | 18TH SEASON @ LEE

YEAR-BY-YEAR RECORD

YEAR	SCHOOL	RECORD	PCT
2007	Lee	51-15	0.773
2008	Lee	63-10	0.863
2009	Lee	53-14	0.791
2010	Lee	52-13	0.800
2011	Lee	51-14	0.785
2012	Lee	56-11-1	0.831
2013	Lee	51-12	0.810
2014	Lee	37-19	0.638
2015	Lee	39-19-1	0.669
2016	Lee	30-18	0.625
2017	Lee	27-23	0.540
2018	Lee	27-26	0.509
2019	Lee	23-26	0.469
2020*	Lee	14-9	0.609
2021	Lee	36-11	0.766
2022	Lee	33-24	0.579
2023	Lee	28-25	0.528
2024	Lee	37-14	0.725
Overall		708-303-2	0.700
	Lee	708-303-2	0.700

LEE UNIVERSITY IN GSC CHAMPIONSHIP

2016		2024	
at West Florida	L, 7-11	vs. West Georgia	W, 10-2
vs. Alabama Huntsville	L, 9-10	vs. Valdosta State	TBD

2018	
vs. Montevallo	W, 10-4
vs. West Florida	W, 7-0
vs. West Georgia	L, 3-8
vs. Mississippi College (Final)	L, 6-7

2021	
vs. Auburn Montgomery	W, 8-3
vs. Delta State	L, 2-13
vs. Valdosta State	W, 13-7
vs. West Florida	L, 7-10

2022	
vs. Auburn Montgomery	W, 9-1
vs. Delta State	W, 9-3
vs. Alabama Huntsville	W, 8-5
vs. Shorter	L, 1-11 (7 inn.)
vs. Shorter (Final)	W, 19-8

2023	
vs. Montevallo	W, 10-2
vs. Shorter	W, 11-6
vs. Valdosta State	L, 9-13
vs. West Florida	L, 2-11

LEE UNIVERSITY IN NCAA TOURNAMENT

2021	
vs. Alabama Huntsville	W, 4-1
vs. Tampa	L, 7-12
vs. Alabama Huntsville	W, 10-4
at West Florida	L, 0-7
2022	
at Saint Leo	W, 17-7
vs. Rollins	L, 1-15
at Saint Leo	W, 9-5
vs. Rollins	L, 3-7

2024	
	TBD



FLAMES QUICK FACTS

LEE UNIVERSITY

Location	Cleveland, Tenn.
Phone Number	423-614-8000
Founded	1918
Enrollment	3,678
Nickname	Lady Flames/Flames
Colors	Maroon & White
Mascot	Valor
Affiliation	NCAA Division II
Conference	Gulf South (GSC)
President	Dr. Mark Walker
Chancellor	Dr. Paul Conn
Athletic Director	John Maupin
Special Advisor to the Athletic Director	Larry Carpenter
Associate AD/Senior Woman Administrator	Jessica McIntyre
Associate AD (External Operations/Annual Giving)	Carman Lastoria
Associate AD (Internal Operations)	Marty Rowe
Director of Facilities and Game Operations	Mark Brew
Compliance Coordinator	Silvia Beauzile
Faculty Athletics Representative	Dr. Jason Robinson
Athletics Office Coordinator	Tena Walker
Assistant for Athletic Operations	Kayla Louie
Director of Student-Athlete Development	Cody Finch
Director of Student-Athlete Welfare and Athletics Counseling	Hannah Manning
Student-Athlete Advisory Committee (SAAC) Administrator	Megan Smith
Team Physician	Dr. DeWayne Knight
Team Physician	Dr. Jason Spangler
Head Athletic Trainer	Daniel Heinbaugh
Sports Medicine Coordinator	Breanne Crittenden
Director of Sports Performance	Will Atkinson

BASEBALL HISTORY

Inaugural Season	N/A, Reinstated in 1996
All-Time Record (since 1996)	1065-541-2
All-Time GSC Record	178-128-1
GSC Regular Season Championships	2 (2024, 2021)
GSC Tournament Appearances/Last	6/2024
Record	11-9
GSC Tournament Championships	1 (2022)
NCAA DII Championship Appearances/Last	2/2022
Record	4-4
NCAA DII South Region Championships	0

BASEBALL STAFF

Head Coach	#5 Mark Brew (Trevecca Nazarene, 1994)
Lee Record	708-303-2
Career Record	708-303-2
GSC Record	178-128-1
Associate Head Coach/Recruiting Coordinator	#48 Jorge Saez
Assistant Coach/Pitching Coach	#11 Kaleb Schmidt
Graduate Assistant	#40 Thomas Zazzaro
Athletic Trainer	Dan Heinbaugh

MEDIA INFORMATION

Associate AD (External Operations/Annual Giving)	Carman Lastoria
Office Phone	423-614-8643
Email	clastoria@leeuniversity.edu
Athletic Communications Coordinator	Philip Tang
Office Phone	423-614-3782
Email	ptang@leeuniversity.edu
Director of Broadcasting	George Starr
Email	gstarr@leeuniversity.edu
Athletic Communications Assistant/Baseball Contact	Tom Chatfield
Email	tchatfield@leeuniversity.edu
Athletic Communications Assistant	Adam Belford
Email	abelford@leeuniversity.edu

LEE UNIVERSITY'S RECORD

	2024
Overall	37-14
Home	24-6
Away	12-8
Neutral	1-0
GSC Games	23-7
GSC Home	12-3
GSC Away	11-4
Game 1 of Series	13-0
Game 2 of Series	9-4
Game 3 of Series	8-5
Weekend Series W-L Overall	13-0
Weekend Series W-L Home	8-0
Weekend Series W-L Away	5-0
Weekend Series Sweeps Overall	4-0
Weekend Series Sweeps Home	3-0
Weekend Series Sweeps Away	1-0
vs Ranked	1-1
Mid-Week Games	6-5
1-Run Games	4-4
2-Run Games	4-3
5+Run Games	25-5
Extra Innings	1-1
Shutouts	2-0
Lee Scores First	27-6
Opponent Scores First	10-8
Lee Scores 0-2 Runs	1-6
Lee Scores 3-5 Runs	2-5
Lee Scores 6-9 Runs	11-2
Lee Scores 10+ Runs	23-1
Opponent Scores 0-2 Runs	10-1
Opponent Scores 3-5 Runs	18-3
Opponent Scores 6-9 Runs	7-6
Opponent Scores 10+ Runs	2-4
Lee Out-Hits Opponent	29-4
Lee Out-Hit By Opponent	6-9
Hits Are Even	2-1
After 6 Leading	35-1
Trailing	1-12
Tied	1-1
After 7 Leading	23-1
Trailing	1-8
Tied	0-1
After 8 Leading	20-1
Trailing	1-7
Tied	0-2
Lee Hits 0 Home Runs	5-5
1 Home Run	19-7
2+ Home Runs	22-2
Opponent Hit 0 Home Runs	24-10
1 Home Run	10-4
2+ Home Runs	3-0
Lee Made 0 Errors	16-2
1 Error	15-5
2+ Errors	6-7
Opponent Made 0 Errors	11-5
1 Error	7-7
2+ Errors	19-2



THE LAST TIME A LEE TEAM...

EVENT	STAT	OPPONENT	DATE	SITE
Defeated a No. 1 Ranked Team	W, 2-0	#1 Tampa	April 9, 2022 (2)	Larry Carpenter Stadium
Defeated a Top 5 Team	W, 2-0	#1 Tampa	April 8, 2022 (2)	Larry Carpenter Stadium
Defeated a Top 10 Team	W, 7-6	#10 Montevallo	April 7, 2023 (2)	Larry Carpenter Stadium
Defeated a Ranked Team	W, 15-5	#23 North Georgia	March 19, 2024	Larry Carpenter Stadium
Played 12-15 Innings	13 (L, 7-8)	Shorter University	April 9, 2021	Larry Carpenter Stadium
Played 16+ Innings	16 (L, 4-5)	North Alabama	March 3, 2018	Larry Carpenter Stadium
Scored 10-15 Runs	W, 10-2	West Georgia	May 3, 2024	Oxford, Ala.
Scored 15-19 Runs	W, 17-2 (7 inn.)	Delta State	April 20, 2024 (1)	Larry Carpenter Stadium
Scored 20+ Runs	W, 28-10	Christian Brothers	March 23, 2024 (2)	Larry Carpenter Stadium
Scored 10 or more Runs in a Loss	L, 12-16	Lincoln Memorial	March 6, 2024	Harrogate, Tenn.
Scored 10 or more Runs in an Inning	10, 7th inning (W, 16-1)	Southern Polytechnic State	March 21, 2013	Larry Carpenter Stadium
Hit Four Home Runs	4	Alabama Huntsville	March 30, 2024 (1)	Huntsville, Ala.
Hit Five Home Runs	5	West Alabama	April 5, 2024	Larry Carpenter Stadium
Hit Six or more Home Runs	6	Christian Brothers	March 23, 2024 (1)	Larry Carpenter Stadium
Stole Five Bases	5	Alabama Huntsville	March 29, 2024	Huntsville, Ala.
Stole over Five Bases	7	Southern Wesleyan	February 2, 2024	Larry Carpenter Stadium
Walked 10-14 Times	10	Shorter University	February 17, 2024 (2)	Rome, Ga.
Walked 15+ Times	15	Shorter University	February 16, 2024	Rome, Ga.
Had Five or more Hit Batters	7	Mars Hill	February 9, 2024	Larry Carpenter Stadium
Had a Walk-off Hit	W, 10-9 (RBI Single)	Mars Hill	February 11, 2024	Larry Carpenter Stadium
Had a Walk-off Home Run	W, 7-6 (2-run Home Run)	Montevallo	April 7, 2023 (2)	Larry Carpenter Stadium
Had a Walk-off Walk	Not Since 2012			
Had a Walk-off Wild Pitch	W, 5-4 (9 inn.)	Union University	April 14, 2023	Larry Carpenter Stadium
Had a Walk-off Hit by Pitch	Not Since 2012			
Had a Walk-off by Sac Fly	W, 6-5 (8 inn.)	West Florida	April 30, 2022 (2)	Larry Carpenter Stadium
Struck Out 10 Times	10	Delta State	April 19, 2024	Larry Carpenter Stadium
Struck Out 11-14 Times	11	Carson-Newman	March 12, 2024	Jefferson City, Tenn.
Struck Out 15 or more Times	17	Carson-Newman	March 14, 2023	Jefferson City, Tenn.
Left 15 or more On Base	16	Christian Brothers	March 24, 2024	Larry Carpenter Stadium
Limited to One Hit	1 (7 inn.)	West Alabama	March 18, 2023 (2)	Livingston, Ala.
Was Shut Out	L, 0-14 (7 inn.)	Alabama Huntsville	February 18, 2023 (1)	Huntsville, Ala.
Pitched a Perfect Game	Matthew Gilson (5 inn.)	Union (Ky.)	February 18, 2002 (1)	Larry Carpenter Stadium
Pitched a No-Hitter	Jumpei Akanuma (7 inn.)	West Alabama	February 24, 2018	Larry Carpenter Stadium
Pitched 10-14 Strikeouts	11	West Georgia	May 3, 2024	Oxford, Ala.
Pitched 15 or more Strikeouts	15	Mars Hill	February 11, 2023 (1)	Larry Carpenter Stadium
Walked 10 or more Batters	15	North Georgia	April 16, 2024	Dahlonega, Ga.
Allowed 20 or more Runs	21	North Georgia	April 16, 2024	Dahlonega, Ga.
Allowed 15-19 Runs	16	Lincoln Memorial	March 6, 2024	Harrogate, Tenn.
Allowed 20 or more Hits	22	Bellarmine	March 5, 2019 (2)	Larry Carpenter Stadium
Allowed 15-19 Hits	15	Christian Brothers	March 23, 2024 (1)	Larry Carpenter Stadium
Allowed Four or more Home Runs	4	Montevallo	April 6, 2023	Larry Carpenter Stadium
Recorded a Shutout	W, 2-0	West Florida	April 27, 2024 (2)	Pensacola, Fla.
Recorded a One-Hit Shutout	W, 2-0	West Florida	April 27, 2024 (2)	Pensacola, Fla.
Recorded a Shutout at Home	W, 16-0 (7 inn.)	West Alabama	April 5, 2024	Larry Carpenter Stadium
Recorded a Shutout on the Road	W, 2-0	West Florida	April 27, 2024 (2)	Pensacola, Fla.
Recorded a Shutout in a GSC Game	W, 2-0	West Florida	April 27, 2024 (2)	Pensacola, Fla.
Recorded a Shutout in a GSC Tournament Game	W, 7-0	West Florida	May 7, 2018	Cleveland, Miss.
Allowed a Walk-off Hit	L, 4-5 (9 inn.)	Union University	February 19, 2022 (1)	Jackson, Tenn.
Allowed a Walk-off Home Run	L, 6-7 (3-run Home Run)	Auburn Montgomery	March 4, 2023 (1)	Montgomery, Ala.
Allowed a Walk off Walk	L, 1-2 (12 inn.)	West Florida	March 28 2015 (1)	Pensacola, Fla.
Allowed a Walk-off Wild Pitch	L, 3-4 (10 inn.)	West Alabama	April 2, 2017	Livingston, Ala.
Allowed a Walk-Off Hit by Pitch	L, 5-6 (7 inn.)	Delta State	March 13, 2022 (2)	Cleveland, Miss.



LEE UNIVERSITY FLAMES BASEBALL GAME NOTES

2 GSC REGULAR SEASON CHAMPIONSHIPS | 1 GSC TOURNAMENT CHAMPIONSHIP


7

THE LAST TIME A LEE PLAYER...

EVENT	PLAYER	STAT	OPPONENT	DATE	SITE
Led off a Road Game with Home Run	Dylan Standifer		at West Georgia	March 2, 2024	Carrollton, Ga.
Hit Two Home Runs	Cam Suto	2-run, Solo	West Florida	April 26, 2024	Pensacola, Fla.
Hit Three Home Runs	Dylan Standifer	2 Solo, 3-run	Christian Brothers	March 23, 2024 (1)	Larry Carpenter Stadium
Hit Four Home Runs	Has Never Happened				
Hit Home Run in Consecutive Games	Cam Suto	2	at Young Harris/at West Florida	April 23, April 26, 2024	at YHC/at UWF
Hit Home Run in Three Straight Games	Matthew Batts	3	TNU/West Alabama	April 3, 5-6, 2024	Larry Carpenter Stadium
Hit Home Run in Both Games of a DH	Cam Suto	2	Christian Brothers	March 23, 2024	Larry Carpenter Stadium
Hit 2 Home Runs In Both Games of DH	Cam Suto	4	Christian Brothers	March 23, 2024	Larry Carpenter Stadium
Hit a Grand Slam	Riley Black	Grand Slam	Delta State	April 20, 2024 (1)	Larry Carpenter Stadium
Hit Two Grand Slams	Has Never Happened				
Hit for the Cycle	Not This Year				
Hit a Walk-off Hit	Brock Sisson	RBI Single	Mars Hill	February 11, 2024	Larry Carpenter Stadium
Hit a Walk-off Home Run	Malachi Cloud	2-run Home Run	Montevallo	April 7, 2023 (2)	Larry Carpenter Stadium
Hit a Walk-off Grand Slam	Not This Year				
Had Five or more Hits	Cam Suto	5	West Florida	April 26, 2024	Pensacola, Fla.
Had Seven RBI	Ryan Beamish	7	West Georgia	March 26, 2021 (1)	Carrollton, Ga.
Had Eight RBI	Julian Alvarez	8	Southern Polytechnic State	March 30, 2009	Marietta, Ga.
Had over Eight RBI	Cam Suto	9	Christian Brothers	March 23, 2024 (2)	Larry Carpenter Stadium
Had Two Triples	Not This Year				
Had over Two Triples	Lance Zawadzki	3	Covenant College	April 10, 2007	Larry Carpenter Stadium
Had Three Doubles	Brandon Daniels	3	Christian Brothers	March 23, 2024 (2)	Larry Carpenter Stadium
Had over Three Doubles	Not This Year				
Stole Three Bases	Thomas Zazzaro	3	Mississippi College	March 19, 2022 (1)	Clinton, Miss.
Stole Four Bases	Malachi Cloud	4	Alabama Huntsville	February 19, 2023	Huntsville, Ala.
Stole over Four Bases	Johnny Page	5	Bethel College	March 21, 1997	McKenzie, Tenn.
Stole Home	Sisti Poti	3rd Inning	Palm Beach Atlantic	May 22, 2015	Mason, Ohio
Scored Six Runs	Cam Suto	6	Christian Brothers	March 23, 2024 (2)	Larry Carpenter Stadium
Had 10+ Total Bases	Cam Suto	12	West Florida	April 26, 2024	Pensacola, Fla.
Drew Four+ Walks	Jared Demkowicz	4	Auburn Montgomery	May 6, 2022	Oxford, Ala.
Hit By Pitch Three or more Times	Josiah Miller	4	Mars Hill	February 9, 2024	Larry Carpenter Stadium
Struck Out Four Times	Matthew Batts	4	West Florida	April 26, 2024	Pensacola, Fla.
Hit in 15-19 Straight Games	Dylan Standifer	18		February 23-March 24, 2024	
Hit in 20 or more Straight Games	Ben Holland	22		March 6-April 16, 2016	
	Trenton Hill	20		March 9-April 16, 2016	
Reached Base in 30-34 Straight Games	Brandon Daniels	31		March 6-April 27, 2024	
Reached Base in over 35 Straight Games	Dylan Standifer	37		February 2-April 6, 2024	
Threw a Nine-Inning No-Hitter	Has Never Happened				
Threw a Seven-Inning No-Hitter	Junpei Akanuma	11 K	West Alabama	February 24, 2018	Larry Carpenter Stadium
Threw a Nine-Inning Perfect Game	Has Never Happened				
Threw a Seven-Inning Perfect Game	Has Never Happened				
Threw a Five-Inning Perfect Game	Matthew Gilson	6 K	Union (Ky.)	February 18, 2010 (1)	Larry Carpenter Stadium
Struck Out 10-14 in a Game	Frankie Volkers	10	Carson-Newman	March 12, 2024	Jefferson City, Tenn.
Struck Out 15+ in a Game	Logan Workman	15	Montevallo	March 19, 2021	Larry Carpenter Stadium
Pitched a Complete Game in a Loss	Jack Nedrow	L, 3-4 (7 inn.)	Valdosta State	February 26, 2022 (2)	Larry Carpenter Stadium
Pitched a Seven-Inning Complete Game	Jack Nedrow	W, 13-2	Union University	April 12, 2024	Jackson, Tenn.
Pitched a Seven-Inning Shutout	Keegan Gagliardo	W, 17-2	Delta State	April 20, 2024 (1)	Larry Carpenter Stadium
Pitched an Eight-Inning Complete Game	Vince Spilker	W, 7-6	Auburn Montgomery	April 14, 2012 (2)	Larry Carpenter Stadium
Pitched an Eight-Inning Shutout	Not Since 2006				
Pitched a Nine-Inning Complete Game	Miguel Alba	W, 3-1	Christian Brothers	April 16, 2022	Larry Carpenter Stadium
Pitched a Nine-Inning Shutout	Logan Workman	W, 8-0	Valdosta State	March 6, 2020	Valdosta, Ga.
Pitched a One-Hit Shutout	Jack Nedrow	W, 16-0 (7 inn.)	West Alabama	April 5, 2024	Larry Carpenter Stadium
Won Two Games in a GSC Series	Has Never Happened				
Pitched Two Shutouts in GSC Play	Jack Nedrow	2	West Alabama/at Union	April 5 & April 12, 2024	
Recorded Two Saves in GSC Series	Tim Gooden	Games 1 & 3	Delta State	April 19-20, 2024	Larry Carpenter Stadium
Pitched Back-to-Back Complete Games	Jack Nedrow	7 innings	West Alabama	April 5, 2024	Larry Carpenter Stadium
		7 innings	Union University	April 12, 2024	Jackson, Tenn.



2024 RADIO/TV ROSTER

**DYLAN STANDIFER**


5-10 | 195 | R-Sr. | INF/OF | R/R

**LUKE HUGHES**

5-11 | 180 | Gr. | SS/2B | R/R

**JJ WILLIAMS**

5-11 | 190 | R-So. | OF | R/R

**LUKE COLLIER**


5-10 | 165 | R-Fr. | MINF | R/R

**JOSIAH MILLER**


6-1 | 195 | R-Jr. | 3B | S/R

**ERIC BOGGEES**

6-3 | 205 | Fr. | RHP | R/R

**ASHTON SIMMONS**

6-0 | 160 | Jr. | MINF | R/R

**MARK UNDERWOOD**

5-10 | 179 | Fr. | OF | R/R

**JACK NEDROW**

6-2 | 200 | Jr. | RHP | R/R

**SAMUEL CROWELL**

6-1 | 205 | Fr. | LHP | R/L

**KEEGAN GAGLIARDO**

5-10 | 190 | R-Jr. | LHP | L/L

**BRANDON DANIELS**

6-3 | 205 | Gr. | OF | L/L

**DAVID WHITE**

6-2 | 210 | Jr. | RHP | R/R

**COLT MCKIBBEN**

6-1 | 160 | So. | LHP | L/L

**ISAIAH FRENCH**


6-0 | 205 | Fr. | C | R/R

**MALACHI CLOUD**

5-10 | 185 | So. | OF/INF | R/R

**GAVIN BAXTER**

5-10 | 200 | R-So. | MINF | R/R

**BROCK SISSON**

5-10 | 190 | R-So. | C | R/R

**TY COBB**

6-2 | 195 | R-Jr. | RHP | R/R

**MATTHEW BATTS**

6-3 | 220 | Sr. | DH/1B | L/R

**FRANKIE VOLKERS**

6-0 | 215 | R-Jr. | RHP | R/R

**BRANTLEY CUTLER**

6-1 | 200 | Gr. | OF | L/L

**LUCAS QUEZADA**

6-1 | 200 | R-Jr. | RHP | L/R

**DAKOTA PEACE**

5-9 | 220 | Fr. | C | R/R

**COOPER ISAACS**

5-10 | 155 | Fr. | MINF | R/R



2024 RADIO/TV ROSTER



TIM GOODEN

6-0 | 160 | Jr. | RHP | R/R




ADAM GOOLSBY

6-3 | 195 | R-Sr. | C | R/R



SETH PARKER

5-11 | 190 | R-Jr. | RHP | R/R



NELSON SMITH

6-7 | 215 | R-Jr. | RHP | R/R



COLE MATTHAIDEISS

6-0 | 175 | Sr. | RHP | R/R



HUNTER LANE

6-0 | 210 | R-Jr. | RHP | L/R



JAX HOWARD

6-5 | 210 | R-Sr. | RHP | R/R



MATTHEW DELPH

6-3 | 215 | R-Jr. | LHP | L/L



CAM SUTO

6-3 | 185 | Jr. | 1B/OF | R/L



CAL GOSS

6-2 | 165 | R-Fr. | RHP | R/R



RILEY BLACK

5-10 | 205 | R-Jr. | C/1B | L/R



ZACHARY LAWSON

6-3 | 215 | Fr. | RHP | R/R




MARK BREW

HEAD COACH




JORGE SAEZ

ASSOCIATE HEAD COACH



KALEB SCHMIDT

ASSISTANT COACH/PITCHING COACH



THOMAS ZAZZARO

GRADUATE ASSISTANT



DAN HEINBAUGH

HEAD ATHLETIC TRAINER



WILL ATKINSON

DIRECTOR OF SPORTS PERFORMANCE