

LEE UNIVERSITY FLAMES

LEE UNIVERSITY FLAMES



32-14 OVERALL
20-10 GSC

#20 NCBWA DIVISION II POLL (APRIL 22, 2026)
#29 ABCA DIVISION II POLL (APRIL 21, 2026)

MARK BREW
HEAD COACH

766-347-2 OVERALL
20th SEASON

FRIDAY-SATURDAY, APRIL 24-25, 2026 LEE UNIVERSITY AT TREVECCA NAZARENE UNIVERSITY

NASHVILLE, TENN. | JACKSON FIELD
GULF SOUTH CONFERENCE WEEKEND #11

WATCH LIVE (FLOCOLLEGE): [G1](#) | [G2](#) | [G3](#)
LIVE STATS: [SIDEARM STATS](#) LISTEN: [WNSR.COM](#)

GAMES
47-49

Scan the selected QR code to access:



Game Day Program | Record Book



TREVECCA TROJANS



29-17 OVERALL
18-12 GSC

NR NCBWA DIVISION II POLL (APRIL 22, 2026)
NR ABCA DIVISION II POLL (APRIL 21, 2026)

CHASE SAIN
HEAD COACH

189-116 OVERALL
6th SEASON

2026 SCHEDULE/RESULTS

OVERALL RECORD: **32-14**
GSC: 20-10
NON-CONFERENCE: 12-4
HOME | AWAY | NEUTRAL: 21-5 | 11-9 | 0-0

DATE	OPPONENT	RESULT
JAN 30	Emmanuel University (DH)	W, 4-3 W, 12-1 (7)
FEB 1	Emmanuel University	canceled
3	Lincoln Memorial University	W, 5-2
7	Tiffin University (DH)	W, 13-3 (7) W, 8-3
8	Tiffin University	W, 5-4
13	* Delta State University	L, 3-4 (10)
14	* Delta State University (DH)	L, 3-9 L, 8-9
17	RV/#9 University of North Georgia	W, 6-3
20	* at The University of Alabama in Huntsville	W, 11-4
21	* at The University of Alabama in Huntsville (DH)	W, 16-9 W, 12-5
24	at Carson-Newman University	W, 9-2
27	* Auburn University at Montgomery	W, 16-6 (7)
28	* Auburn University at Montgomery (DH)	W, 14-4 (7); W, 5-1
MAR 3	at Lincoln Memorial University	L, 5-6 (10)
6	* at Union University (DH)	W, 13-3 (7); L, 0-4
7	* at Union University	L, 6-7
10	Carson-Newman University	L, 5-6
13	* at Mississippi College	L, 7-11
14	* at Mississippi College (DH)	L, 5-11; W, 11-7
18	at #24/#21 Young Harris College	L, 4-10
21	* Christian Brothers University	W, 12-10
22	* Christian Brothers University (DH)	W, 17-3 (7); W, 14-3
24	at Tusculum University	L, 9-12
27	* at University of Montevallo	L, 12-16 (10)
28	* at University of Montevallo (DH)	W, 21-3 (7); L, 15-16
31	at #17/#10 University of North Georgia	W, 8-6
APR 3	* at #12/#5 University of West Florida	W, 6-3
4	* at #12/#5 University of West Florida (DH)	W, 9-4; W, 3-1
7	Tusculum University	W, 11-1 (7)
10	* Valdosta State University	W, 8-2
11	* Valdosta State University (DH)	W, 11-5; W, 11-6
14	#19/#20 Young Harris College	W, 14-6
17	* #8/#4 University of West Alabama	W, 8-6
18	* #8/#4 University of West Alabama (DH)	L, 4-5 (11); W, 4-0
21	Middle Georgia State University	W, 9-7
24	* at Trevecca Nazarene University	6 PM
25	* at Trevecca Nazarene University (DH)	1 PM
MAY 1-5	# GSC Championship (Oxford, Ala.)	TBA

FLOCOLLEGE
All GSC Games and Lee home games are broadcast on FloCollege
Subscription Required

LEE 2026 STAT LEADERS

RBI	Luke Collier	61
BAVG	Luke Collier	.401
RUNS	Luke Collier	60
WALKS	Luke Collier	26
HR	French/Youngblood	10
IP	Evan Bloomer	75.2
WINS	Evan Bloomer	7
ERA	Gage Shaver	3.86
SO	Evan Bloomer	64

ACTIVE STREAKS

LEE	TNU
W2	Overall
W2	Home
W4	Away
L2	Neutral
4-1	Last 5
9-1	Last 10

TNU 2026 STAT LEADERS

RBI	Cade Martin	39
BAVG	Cade Martin	.445
RUNS	Cade Martin	44
WALKS	Noah Boughton	26
HR	Cade Martin	14
IP	Logan Harrell	73.0
WINS	Logan Harrell	7
ERA	Logan Harrell	3.45
SO	Logan Harrell	75

GAME NOTES

- LAST TIME OUT:** Lee outlasted Middle Georgia State 9-7 on Tuesday. The Flames held a 6-1 lead after three innings before MGA scored two runs in the fourth, sixth and seventh innings to take the lead. Lee regained the advantage with a two-run double by Ryan Valdes in the bottom of the seventh and added an insurance run in the eighth on an RBI single by Cody Turner.
- HITTING THE ROAD:** Lee is 11-9 on the road so far this season. The Flames were 6-15 away from home last year, including an 0-2 record in neutral-site contests. Since 2022, they have an away record of 51-54 and are 9-9 in neutral-site games.
- TRIPLE KING:** Luke Collier has 17 career triples which is a Lee record and is tied for the GSC career triples mark.
- GONE STREAKING:** Landon Franklin has the longest current streak at 11 games with Casen Youngblood right behind at 10. Luke Collier has the longest streak of the season at 15. Aiden McClary had his reached base streak snapped at 33 games on Tuesday. Collier has reached base safely in 26 straight games.
- 30+ WINS:** For the fourth time in the last six seasons, the Flames have gone over 30 wins in a season. Lee's top win total during that stretch was 39 in 2024 when the Flames won the GSC Regular Season.
- LOOKING AHEAD:** The GSC Championship begins on Friday, May 1, in Oxford, Ala., at Choccolocco Park. The top four seeds begin play on May 2.
- GSC CHAMPIONSHIP:** UWA (21-9), Lee (20-10), Delta State (19-11), MC (19-11), West Florida (18-12) and Trevecca (18-12) have claimed six of the eight spots in the GSC Championship. Montevallo and UAH currently hold the final two spots with 15-15 records. UWA will be home against UAH, Delta State hosts MC and UWF entertains Valdosta State, while the Flames travel to Trevecca.

ABOUT THE SERIES

- SERIES RECORD:** Lee leads 40-16 | H: 27-8 | A: 12-6 | N: 1-2
- FIRST MEETING:** April 18, 1997 | Cleveland, Tenn. | W, 5-4
- LATEST MEETING:** May 4, 2025 | Oxford, Ala. | L, 2-4 | GSC Championship
- SERIES STREAKS:** Trevecca has won two straight and five of the last seven. Prior to that, the Flames had won nine consecutive. Lee began the overall series with 13 wins. Following a solo win by TNU the Flames rattled off four more wins. Trevecca then won six of the next 10 followed by Lee claiming six of the next seven. Trevecca then won three of the next four meetings.

SITUATIONAL RECORDS

Situation	W	L
Home	21	6
Away	11	9
Neutral	0	0
vs Ranked	8	2
Game 1 of Series	9	3
Game 2 of Series	8	4
Game 3 of Series	8	3
Mid-Week	7	4
Decided by 1 Run	2	7
Decided by 2+ Runs	29	6
Score First	22	8
Opp Scores First	10	6
Scoring 0-2 Runs	0	1
Scoring 3-5 Runs	6	7
Scoring 6+ Runs	26	6
Allow 0-2 Runs	8	0
Allow 3-5 Runs	15	3
Allow 6+ Runs	9	11
Out-Hit Opp	26	6
Opp Out-Hits	6	8
Hits are Even	0	0

2026 GSC STANDINGS (AS OF APRIL 23)

SCHOOL	CONF.	CPCT.	HOME	AWAY	OVERALL	PCT.	HOME	AWAY	NEUTRAL	STREAK
WEST ALABAMA -X	21-9	.700	11-4	10-5	32-12	.727	19-5	13-7	0-0	L2
LEE -X	20-10	.667	11-4	9-6	32-14	.696	21-5	11-9	0-0	W2
DELTA STATE -X	19-11	.633	5-7	14-4	26-17	.605	8-8	18-9	0-0	L1
MC -X	19-11	.633	14-4	5-7	26-21	.553	21-8	5-13	0-0	L2
WEST FLORIDA -X	18-12	.600	8-4	10-8	32-13	.711	17-4	15-9	0-0	W1
TREVECCA -X	18-12	.600	10-5	8-7	29-17	.630	16-6	13-10	0-1	W1
MONTEVALLO	15-15	.500	9-6	6-9	24-23	.511	16-8	8-15	0-0	W1
UAH	15-15	.500	8-10	7-5	20-21	.488	10-14	9-5	1-2	W4
VALDOSTA STATE	12-18	.400	10-5	2-13	18-29	.383	12-12	6-17	0-0	W2
UNION	11-19	.367	5-10	6-9	20-25	.444	10-10	8-14	2-1	L1
CHRISTIAN BROTHERS	6-24	.200	4-8	2-16	11-33	.250	8-15	3-18	0-0	L2
AUM	6-24	.200	3-15	3-9	11-34	.244	8-20	3-14	0-0	L6



LEE UNIVERSITY FLAMES

NO.	NAME	CL.	HT.	WT.	POS.	B/T	HOMETOWN/PREVIOUS SCHOOL
1	Cooper Isaacs	MINF	510	170	Jr.	R/R	Canton, Ga. / Cherokee HS
2	Dylan Van Meeteren	RHP	6-4	205	R-Jr.	R/R	Indio, Calif. / College of the Desert
3	JJ Williams	OF	6-0	200	Gr.	R/R	Franklin, Tenn. / Christ Presbyterian Acad.
6	Luke Collier	MINF	5-11	175	R-Jr.	R/R	Asheville, N.C. / Asheville Christian Acad.
7	Gage Shaver	LHP	6-2	185	Jr.	L/L	Rossville, Ga. / Southern Wesleyan Univ.
8	Landon Franklin	MINF	6-1	195	R-So.	R/R	Cleveland, Tenn. / Seminole State College of FL
9	Bryce Hawkins	RHP	6-0	225	Sr.	R/R	Cumming, Ga. / Mercer University
10	Alex Brew	LHP	6-0	180	R-Fr.	L/L	Cleveland, Tenn. / Bradley Central HS
12	Hayden Choate	LHP	6-3	205	R-Fr.	L/L	Chattanooga, Tenn. / McCallie School
13	Aiden McClary	INF	6-3	205	R-Jr.	L/R	Cleveland, Tenn. / Cleveland State CC
14	Brayton Hall	RHP	6-2	170	So.	R/R	Knoxville, Tenn. / Farragut HS
16	Casen Youngblood	1B	6-4	239	Fr.	R/R	Murfreesboro, Tenn. / Providence Christian Acad.
17	Colt McKibben	LHP	6-2	175	Sr.	L/L	Cartersville, Ga. / Cartersville HS
18	Isaiah French	C	6-0	200	Jr.	R/R	Maryville, Tenn. / Maryville HS
19	Nate Dunfee	OF	5-9	140	Jr.	L/L	Ringgold, Ga. / Cleveland State CC
20	Cal Goss	RHP	6-2	185	R-So.	R/R	Cartersville, Ga. / Cartersville HS
21	Tripp Cook	OF	6-2	190	Fr.	R/R	Anderson, S.C. / Crescent HS
22	Tyler Pickens	RHP	6-5	220	Jr.	R/R	Oak Ridge, Tenn. / Cleveland State CC
23	Robert Hicks	1B/3B	6-2	230	Fr.	R/R	Mableton, Ga. / Riverwood International Charter
24	Keilin Sanders	INF/OF	5-8	170	R-Fr.	R/R	Toccoa, Ga. / Franklin County HS
25	Cody Turner	OF/LHP	6-2	208	R-Jr.	L/L	Palmdale, Calif. / Antelope Valley College
26	Landon Nease	RHP	6-0	190	R-Jr.	R/R	Buford, Ga. / USC Sumter
28	Braden Gabel	MINF	5-8	160	So.	R/R	Kennesaw, Ga. / Mount Paran Christian School
29	Nate Caraballo	C/1B	6-0	185	R-Jr.	R/R	Imperial, Mo. / Lake Land College
30	Coates Massey	RHP	6-2	210	R-Jr.	R/R	Fortson, Ga. / Columbus State University
31	Mason Bratcher	RHP	6-1	180	Fr.	R/R	Tullahoma, Tenn. / Tullahoma HS
35	Ryan Valdes	OF	5-10	185	So.	R/R	Miami, Fla. / G. Holmes Braddock HS
37	Cason Engert	RHP	6-3	210	Jr.	R/R	Cumming, Ga. / East Tennessee State Univ.
38	Landon Ward	C	5-7	165	R-Fr.	R/R	Gallatin, Tenn. / Gallatin HS
39	Adam Hernandez	INF	5-7	180	Fr.	R/R	Miami, Fla. / G. Holmes Braddock HS
40	Evan Bloomer	RHP	6-5	215	So.	R/R	Collierville, Tenn. / First Assembly Christian School
41	Theo Ostrowski	C	6-2	225	Fr.	L/R	Essex, Mass. / Covenant Christian Acad.
42	Noah Briggs	INF	6-2	190	Fr.	R/R	Thompson's Station, Tenn. / Knights Acad.
44	Luke Treece	C	6-0	210	Fr.	R/R	Coalfield, Tenn. / Coalfield HS
45	Zachary Lawson	RHP	6-3	225	Jr.	R/R	Smyrna, Tenn. / Stewarts Creek HS
46	Zach Tierney	LHP	6-3	205	R-Fr.	L/L	South Pittsburg, Tenn. / South Pittsburg HS
48	Will Chladny	RHP	6-4	205	Fr.	R/R	Thompson's Station, Tenn. / Summit HS

TREVECCA NAZARENE UNIVERSITY TROJANS

NO.	NAME	CL.	HT.	WT.	POS.	B/T	HOMETOWN / PREVIOUS SCHOOL
0	Rylan Moses	Fr.	6-0	180	OF	L/R	Portland, Tenn. / Goodpasture Christian
1	Caleb Webster	Jr.	5-10	175	INF	R/R	Franklin, Tenn. / Tusculum Univ.
2	Cade Moore	Gr.	6-0	175	OF/INF	R/R	Terre Haute, Ind. / Kentucky Wesleyan College
3	Tyler Jenkins	Jr.	6-2	185	OF	R/L	Knoxville, Tenn. / Columbia State CC
4	Jacob Lester	Jr.	6-2	193	INF	R/R	Murfreesboro, Tenn. / Blackman HS
5	Aaron McCoy	Sr.	6-1	205	RHP	R/R	White Bluff, Tenn. / Creek Wood HS
6	Drew Bradley	Jr.	6-2	205	C	R/R	Jasper, Ind. / Rend Lake CC
7	Jaxson Christ	Jr.	6-3	205	1B/OF	L/R	Arcanum, Ohio / Lake Erie College
8	Isaac Whitaker	Sr.	5-10	170	OF	R/R	Nolensville, Tenn. / Roane State CC
9	Noah Boughton	Gr.	6-0	190	OF	L/R	Colleyville, Texas / Lipscomb University
11	Landon Rogers	Fr.	6-2	170	INF	R/R	Arlington, Tenn. / Briarcrest Christian
12	Ryan Sweeney	Jr.	5-11	180	RHP	R/R	Franklin, Tenn. / Centennial HS
13	Ethan Madison	So.	6-2	214	C	R/R	Bowling Green, Ky. / Bowling Green HS
14	KC Anchors	Jr.	6-0	205	C	R/R	Nashville, Tenn. / Lipscomb University
15	Bryce Messer	Fr.	5-10	175	INF	L/R	Christiana, Tenn. / Riverdale HS
16	Alex Fernandez	Gr.	5-11	175	OF	R/R	Smyrna, Tenn. / Stewarts Creek HS
17	Jonah Smithson	Sr.	6-3	195	RHP	R/R	Gallatin, Tenn. / Goodpasture Christian
18	Logan Harrell	Jr.	6-4	205	RHP	B/R	Hendersonville, Tenn. / Goodpasture Christian
20	Luke Dymond	Sr.	6-0	205	C	R/R	Smyrna, Tenn. / Lincoln Memoria University
22	Grant Morgan	Sr.	6-0	205	OF	L/R	Spring Hill, Tenn. / Birmingham Southern
23	Wyatt Bowling	Jr.	6-2	175	OF	L/L	Lebanon, Tenn. / Lebanon HS
25	Cade Martin	Jr.	6-1	205	1B	R/R	Gallatin, Tenn. / Roane State CC
27	Dawson Sweeney	So.	6-1	195	RHP	R/R	Nolensville, Tenn. / Nolensville HS
28	Nick Cook	Jr.	6-2	225	OF	R/R	Poway, Calif. / San Diego Mesa College
30	Tristan Seputis	Jr.	5-8	185	LHP	L/L	Murfreesboro, Tenn. / Bethel University
31	Corbin Crosby	Fr.	6-3	190	LHP	L/L	Franklin, Tenn. / Lipscomb Academy
32	Grant Donkin	Sr.	6-1	190	RHP	L/R	Springfield, Tenn. / Springfield HS
33	Lawson Kirke	Sr.	6-6	190	LHP	L/L	Gulf Breeze, Fla. / BC Post Grad
34	Luke Boswell	Sr.	6-3	225	RHP	R/R	Lawrenceburg, Tenn. / Bethel University
36	Spencer Wilkins	Sr.	6-1	205	RHP	R/R	Monticello, Ga. / Kennesaw State University
37	Jackson Marbet	Sr.	6-4	210	RHP	R/R	Columbia, Tenn. / MTSU
38	Peyton Vaught	So.	6-1	205	RHP	R/R	Amelia, Va. / Virginia Military Institute
39	Elijah Cross	Fr.	5-8	175	OF	R/R	Madison, Tenn. / Davidson Academy
40	Joey Greenstreet	Fr.	6-2	210	RHP	B/R	Mount Juliet, Tenn. / Green Hill HS
41	Parker Davis	Jr.	6-2	190	LHP	L/L	Covington, Tenn. / Dyersburg State CC
44	Kayne Jinks	Sr.	6-3	240	RHP/1B	R/R	Carnesville, Ga. / Tennessee Tech
45	Luke Vierkant	Fr.	5-9	155	LHP	L/L	Goodlettsville, Tenn. / Goodpasture Christian
47	Judson Ceyanes	Jr.	6-2	200	1B/OF	R/R	Katy, Texas / Kaskaskia CC
48	Justin Lee	Sr.	6-2	210	RHP	R/R	Mount Juliet, Tenn. / Saint Louis University
49	Ashton Blesie	Fr.	6-0	170	RHP	R/R	Nolensville, Tenn. / Nolensville HS
51	Matthew Derrick	Sr.	6-2	200	RHP	R/R	Nashville, Tenn. / John A. Logan College
90	Connor Hughes	So.	6-3	205	RHP	R/R	Ashburn, Va. / John A. Logan College
99	Miles Nelson	So.	6-0	215	INF	R/R	Madison, Wis. / Harford CC



MARK BREW
Head Coach | #5
 Overall Record: 766-347-2
 Lee Record: 766-347-2 | 20th Season

JORGE SAEZ
Associate Head Coach | #48

MICAH KACZOR
Assistant Coach | #11

THOMAS ZAZZARO
Assistant Coach | #40

BRANDON DANIELS
Assistant Coach | #15



CHASE SAIN
Head Coach
 Overall Record: 189-116
 TNU Record: 189-116 | 6th Season

BRADYN KAIL
LEE SPONSER
JOSH GARMAN
HUDSON CORNETT
Assistant Coaches





**NATIONAL COLLEGIATE BASEBALL WRITERS OF AMERICA (NCBWA)
 TOP 25 POLL | April 22, 2026**

#	SCHOOL	W-L	PTS.	PREV.
1	Colorado Mesa (20)	42-3	500	1
2	Tampa	33-7	475	2
3	North Greenville	40-7	461	3
4	Point Loma	35-8	427	4
5	Catawba	35-8	416	5
6	Rogers State	36-7	398	7
7	Grand Valley State	33-7	389	6
8	UT Tyler	37-9	349	9
9	Pittsburg State	33-8	326	10
10	West Alabama	32-11	303	8
11	Seton Hill	33-8	301	11
12	Cal State Monterey Bay	32-10	279	12
13	Francis Marion	37-9	266	13
14	Wayne State (Mich.)	30-9	190	15
15	St. Mary's	35-11	183	17
16	Minnesota State	31-9	167	NR
17	West Chester	29-8	151	18
18	Bentley	28-10	142	19
19	North Georgia	35-11	107	20
20	Lee	31-14	96	RV
21	Central Missouri	30-11	83	14
22	Southern New Hampshire	30-9	73	22
23	Young Harris	33-13	70	21
24	Northwest Nazarene	30-12	37	23
25	Illinois Springfield	29-13	30	NR

RV: Angelo State (32-14) 30 points; Belmont Abbey (33-11) 24 points; Eckerd (28-11) 15 points; Molloy (29-7) 12 points; East Stroudsburg (27-12) 10 points; Millersville (26-13) 6 points; Lenoir-Rhyne (32-10-1) 5 points; Missouri S&T (27-13) 4 points; MSU Denver (32-10) 2 points; Cal Poly Pomona (25-17) 2 points; Rollins (27-12) 2 points

**AMERICAN BASEBALL COACHES ASSOCIATION (ABCA)
 TOP 30 POLL | April 21, 2026**

#	SCHOOL	W-L	PTS.	PREV.
1.	Catawba (N.C.)	35-8	295	1
2.	Colorado Mesa	42-3	286	2
3.	North Greenville (S.C.)	40-7	281	3
4.	Tampa (Fla.)	33-7	270	5
5.	Rogers State (Okla.)	36-7	260	7
6.	Francis Marion (S.C.)	37-9	250	6
7.	Pittsburg State (Kan.)	33-8	240	8
8.	Grand Valley State (Mich.)	33-7	230	9
9.	Texas-Tyler	37-9	220	12
10.	Cal State Monterey Bay	32-10	210	11
11.	West Alabama	32-11	200	4
12.	Point Loma (Calif.)	35-8	190	14
13.	North Georgia	35-11	180	13
14.	Seton Hill (Pa.)	33-8	170	17
15.	St. Mary's (Texas)	35-11	160	18
16.	Bentley (Mass.)	28-10	150	21
17.	Minnesota State Mankato	30-9	140	25
18.	Angelo State (Texas)	32-14	130	29
19.	Young Harris (Ga.)	33-13	120	20
20.	Rollins (Fla.)	27-12	110	10
21.	Belmont Abbey (N.C.)	33-11	100	15
22.	Central Missouri	30-11	90	16
23.	Lenoir-Rhyne (N.C.)	32-10-1	80	19
24.	Wayne State University (Mich.)	30-9	70	T30
25.	West Chester (Pa.)	29-8	60	28
26.	Wingate (N.C.)	32-14	50	22
27.	Northwest Nazarene (Idaho)	30-12	40	RV
28.	Northwest Missouri State	29-13	30	T30
29.	Lee (Tenn.)	31-14	20	RV
30.	West Florida	32-13	10	24

RV: Molloy (N.Y.), Southern New Hampshire, Missouri S&T, Augustana (S.D.), MSU Denver (Colo.), Eckerd (Fla.), Millersville (Pa.), UNC Pembroke, Ashland (Ohio), USC Aiken, Wilmington (Del.), Cal Poly Pomona, Findlay (Ohio), East Stroudsburg (Pa.), University of Mary (N.D.), Emporia State (Kan.), Columbus State (Ga.), Flagler (Fla.)

GULF SOUTH CONFERENCE WEEKLY HONORS

PLAYER OF THE WEEK

Zach Stokes, UWF	Feb. 3
Rashad Robinson, UWA	Feb. 10
Elijah Ramsey, UU	Feb. 17
Jack Fitzgerald, UM	Feb. 24
Cody Turner, Lee	Mar. 3
Alex Johnson, MC	Mar. 10
Cade Martin, TNU	Mar. 17
Cody Turner, Lee	Mar. 24
Tucker Jones, DSU	Mar. 31
Luke Collier, Lee	Apr. 7
Luke Collier, Lee	Apr. 14
Tanner Taylor, UWF	Apr. 21

PITCHER OF THE WEEK

Eli Roberts, UWF	Feb. 3
Jonah Smithson, TNU	Feb. 10
Zach Wyatt, UM	Feb. 17
Adrian Byrd, DSU	Feb. 24
Baker Green, UWA	Mar. 3
Baker Green, UWA	Mar. 10
Ryan Sweeney, TNU	Mar. 17
Zach Wyatt, UM	Mar. 24
Cooper Cooksey, MC	Mar. 31
Zach Wyatt, UM	Apr. 7
Evan Bloomer, Lee	Apr. 14
Adrian Byrd, DSU	Apr. 21

FRESHMAN OF THE WEEK

Mason Woolever, UM	Feb. 3
Rylan Moses, TNU	Feb. 10
Blake Westry, UM	Feb. 17
Tucker Ricks, UWF	Feb. 24
Will Langston, MC	Mar. 3
Rylan Moses, TNU	Mar. 10
Tucker Ricks, UWF	Mar. 17
Luke Holbrook, UM	Mar. 24
Tucker Ricks, UWF	Mar. 31
Will Langston, MC	Apr. 7
Seth Staggs, UAH	Apr. 14
Casen Youngblood, Lee	Apr. 21

2026 GULF SOUTH CONFERENCE SCHEDULE (WEEK OF APRIL 20-26)

TUESDAY, APRIL 21

Henderson State at Christian Brothers
Union at Arkansas Tech
Lane at Trevecca
Spring Hill at West Alabama
Middle Georgia State at Lee
Delta State at Harding
Columbus State at Montevallo
MC at Arkansas-Monticello
Valdosta State at Embry-Riddle (Fla.)

FRIDAY, APRIL 24

MC at Delta State	2 pm CT
Union at Christian Brothers	2 pm CT
AUM at Montevallo (DH)	3 pm CT
Lee at Trevecca	4 pm CT
Valdosta State at West Florida	5 pm CT
UAH at West Alabama	6 pm CT

SATURDAY, APRIL 25

Union at Christian Brothers (DH)	12 pm CT
Lee at Trevecca (DH)	12 pm CT
UAH at West Alabama (DH)	1 pm CT
Valdosta State at West Florida (DH)	1 pm CT
AUM at Montevallo	1 pm CT
MC at Delta State (DH)	2 pm CT





MARK BREW | HEAD COACH

» Alma Mater:	Trevecca Nazarene, 1994
» Hometown:	Smyrna, TN
» Family:	Wife: Rachel
» Children:	Elise and Alex

CAREER NUMBERS TO KNOW

766

In his 20th season as a head coach, Mark Brew has collected 766 victories, all at Lee.

17

Coach Brew has posted 17 winning seasons in 19 years as a head coach. His overall career win percentage is .688 (766-347-21)

3

3 different teams have qualified for the NCAA DII National Tournaments (2021, 2022, 2024). Lee has posted a 6-6 record.

214

Lee has won 214 regular-season GSC games under coach Mark Brew. His GSC record now stands at 214-155-1 (.578).

7

Consecutive NAIA World Series appearances (2007-2013). Finished in top four in final six, including two second-place performances.

@LEEUBASEBALL MILESTONES

1

Defeated Freed-Hardeman, 6-5, for his first victory at Lee on February 3, 2007.

2

Highest seeding in the NCAA South Region. The Flames were the No. 2 seed when Lee qualified for the 2021 NCAA tournament.

33+

Players that were drafted/signed MLB contracts while Brew was Head Coach and Assistant Coach for the Flames.

500

Defeated Shorter University, 8-1, on March 18, 2017, to post his 500th career coaching victory.

700

Defeated Tusculum University 10-5 on April 10, 2024, to record his 700th coaching victory.



HEAD COACH | 20TH SEASON @ LEE

YEAR-BY-YEAR RECORD

YEAR	SCHOOL	RECORD	PCT
2007	Lee	51-15	0.773
2008	Lee	63-10	0.863
2009	Lee	53-14	0.791
2010	Lee	52-13	0.800
2011	Lee	51-14	0.785
2012	Lee	56-11-1	0.831
2013	Lee	51-12	0.810
2014	Lee	37-19	0.638
2015	Lee	39-19-1	0.669
2016	Lee	30-18	0.625
2017	Lee	27-23	0.540
2018	Lee	27-26	0.509
2019	Lee	23-26	0.469
2020*	Lee	14-9	0.609
2021	Lee	36-11	0.766
2022	Lee	33-24	0.579
2023	Lee	28-25	0.528
2024	Lee	39-18	0.684
2025	Lee	24-26	0.480
2026	Lee	32-14	0.696
Overall		766-347-2	0.688
	Lee	766-347-2	0.688

LEE UNIVERSITY IN GSC CHAMPIONSHIP

2016		2024	
at West Florida	L, 7-11	vs. West Georgia	W, 10-2
vs. Alabama Huntsville	L, 9-10	vs. Valdosta State	L, 0-10 (7)
		vs. Delta State	L, 3-5
2018		2025	
vs. Montevallo	W, 10-4	vs. Valdosta State	L, 4-6
vs. West Florida	W, 7-0	vs. Trevecca Nazarene	L, 2-4
vs. West Georgia	L, 3-8		
vs. Mississippi College (Final)	L, 6-7		
2021			
vs. Auburn Montgomery	W, 8-3		
vs. Delta State	L, 2-13		
vs. Valdosta State	W, 13-7		
vs. West Florida	L, 7-10		
2022			
vs. Auburn Montgomery	W, 9-1		
vs. Delta State	W, 9-3		
vs. Alabama Huntsville	W, 8-5		
vs. Shorter	L, 1-11 (7 inn.)		
vs. Shorter (Final)	W, 19-8		
2023			
vs. Montevallo	W, 10-2		
vs. Shorter	W, 11-6		
vs. Valdosta State	L, 9-13		
vs. West Florida	L, 2-11		

LEE UNIVERSITY IN NCAA TOURNAMENT

2021	
vs. Alabama Huntsville	W, 4-1
vs. Tampa	L, 7-12
vs. Alabama Huntsville	W, 10-4
at West Florida	L, 0-7
2022	
at Saint Leo	W, 17-7
vs. Rollins	L, 1-15
at Saint Leo	W, 9-5
vs. Rollins	L, 3-7
2024	
vs. Auburn Montgomery	W, 24-7
at Tampa	L, 1-13
vs. Auburn Montgomery	W, 8-7
at Tampa	L, 3-16



FLAMES QUICK FACTS

LEE UNIVERSITY

Location	Cleveland, Tenn.
Phone Number	423-614-8000
Founded	1918
Enrollment	3,820
Nickname	Lady Flames/Flames
Colors	Maroon & White
Mascot	Valor
Affiliation	NCAA Division II
Conference	Gulf South (GSC)
President	Dr. Phil Cook
Chancellor	Dr. Charles Paul Conn
Athletic Director	John Maupin
Deputy AD/Senior Woman Administrator	Jessica McIntyre
Associate AD (Internal Operations)	Marty Rowe
Assistant AD for Student-Athlete Wellness	Breanne Crittenden
Director of Facilities and Game Operations	Mark Brew
Compliance Coordinator	Silvia Beauzile
Faculty Athletics Representative	Dr. Jason Robinson
Athletics Office Coordinator	Tena Walker
Assistant for Athletic Operations/SAAC Administrator	Kayla Louie
Director of Student-Athlete Welfare and Athletics Counseling	Hannah Manning
Team Physician	Dr. DeWayne Knight
Team Physician	Dr. Jason Spangler
Head Athletic Trainer	Daniel Heinbaugh
Sports Medicine Coordinator	Breanne Crittenden
Director of Sports Performance	Will Atkinson
Assistant Director of Athletic Performance	Lindsay Jones

BASEBALL HISTORY

Inaugural Season	N/A, Reinstated in 1996
All-Time Record (since 1996)	1123-585-2
All-Time GSC Record	214-155-1
GSC Regular Season Championships	2 (2024, 2021)
GSC Tournament Appearances/Last	7/2025
Record	11-13
GSC Tournament Championships	1 (2022)
NCAA DII Championship Appearances/Last	3/2024
Record	6-6
NCAA DII South Region Championships	0

BASEBALL STAFF

Head Coach	#5 Mark Brew (Trevecca Nazarene, 1994)
Lee Record	766-347-2
Career Record	766-347-2
GSC Record	214-155-1
Associate Head Coach/Recruiting Coordinator	#48 Jorge Saez
Assistant Coach/Pitching Coach	#11 Micah Kaczor
Assistant Coach	#40 Thomas Zazzaro
Assistant Coach	#15 Brandon Daniels
Baseball Data and Analytics	Mercedes Davis, Alyx Dill
Athletic Trainer	Dan Heinbaugh

MEDIA INFORMATION

Athletic Communications Coordinator	Philip Tang
Office Phone	423-614-3782
Email	ptang@leeuniversity.edu
Director of Broadcasting/Senior Writer	George Starr
Email	gstarr@leeuniversity.edu
Athletic Creative Content Director	Jonathan Murray
Email	jmurray@leeuniversity.edu
Athletic Communications Assistant/Baseball Contact	Tom Chatfield
Email	tchatfield@leeuniversity.edu
Athletic Communications Assistant	Adam Belford
Email	abelford@leeuniversity.edu

LEE UNIVERSITY'S RECORD

.....	2026
Overall	32-14
Home	21-5
Away	11-9
Neutral	0-0
GSC Games	20-10
GSC Home	11-4
GSC Away	9-6
Game 1 of Series	9-3
Game 2 of Series	8-4
Game 3 of Series	8-3
Weekend Series W-L Overall	8-4
Weekend Series W-L Home	6-1
Weekend Series W-L Away	2-3
Weekend Series Sweeps Overall	7-1
Weekend Series Sweeps Home	5-1
Weekend Series Sweeps Away	2-0
vs Ranked	8-2
Mid-Week Games	7-4
1-Run Games	2-7
2-Run Games	5-0
3-Run Games	3-1
4-Run Games	3-3
5+Run Games	19-3
Extra Innings	0-4
Shutouts	1-1
Lee Scores First	22-8
Opponent Scores First	10-6
Lee Scores 0-2 Runs	0-1
Lee Scores 3-5 Runs	6-7
Lee Scores 6-9 Runs	10-3
Lee Scores 10+ Runs	17-2
Opponent Scores 0-2 Runs	6-0
Opponent Scores 3-5 Runs	17-3
Opponent Scores 6-9 Runs	8-5
Opponent Scores 10+ Runs	1-6
Lee Out-Hits Opponent	27-6
Lee Out-Hit By Opponent	5-8
Hits Are Even	0-1
After 6 Leading	30-5
Trailing	0-8
Tied	2-1
After 7 Leading	30-2
Trailing	2-10
Tied	0-1
After 8 Leading	15-2
Trailing	0-8
Tied	2-1
Lee Hits 0 Home Runs	11-5
1 Home Run	7-6
2+ Home Runs	14-3
Opponent Hit 0 Home Runs	19-10
1 Home Run	13-2
2+ Home Runs	0-2
Lee Made 0 Errors	15-2
1 Error	10-2
2+ Errors	7-10
Opponent Made 0 Errors	6-7
1 Error	9-2
2+ Errors	17-5



THE LAST TIME A LEE TEAM...

EVENT	STAT	OPPONENT	DATE	SITE
Defeated a No. 1 Ranked Team	W, 2-0	#1 Tampa	April 9, 2022 (2)	Larry Carpenter Stadium
Defeated a Top 5 Team	W, 4-0	#4 West Alabama	April 18, 2026 (2)	Larry Carpenter Stadium
Defeated a Top 10 Team	W, 8-6	#17/#10 North Georgia	March 31, 2026	Dahlonega, Ga.
Defeated a Ranked Team	W, 14-6	#19/#20 Young Harris	April 14, 2026	Larry Carpenter Stadium
Played 12-15 Innings	13 (L, 7-8)	Shorter University	April 9, 2021	Larry Carpenter Stadium
Played 16+ Innings	16 (L, 4-5)	North Alabama	March 3, 2018	Larry Carpenter Stadium
Scored 10-15 Runs	W, 14-6	#19/#20 Young Harris	April 14, 2026	Larry Carpenter Stadium
Scored 15-19 Runs	W, 17-3 (7)	Christian Brothers	March 21, 2026 (1)	Larry Carpenter Stadium
Scored 20+ Runs	W, 21-3 (7)	Montevallo	March 28, 2026 (1)	Montevallo, Ala.
Scored 10 or more Runs in a Loss	L, 15-16	Montevallo	March 28, 2026 (2)	Montevallo, Ala.
Scored 10 or more Runs in an Inning	10, 1st inning (W, 21-3, 7 inn.)	Montevallo	March 28, 2026 (1)	Montevallo, Ala.
Hit Four Home Runs	4	Montevallo	March 28, 2026 (2)	Montevallo, Ala.
Hit Five Home Runs	5	Alabama Huntsville	February 21, 2026 (1)	Huntsville, Ala.
Hit Six or more Home Runs	7	Auburn Montgomery	May 16, 2024	Tampa, Fla.
Stole Five Bases	5	/RV West Florida	April 5, 2025 (2)	Larry Carpenter Stadium
Stole over Five Bases	7	Union University	March 6, 2026 (1)	Jackson, Tenn.
Walked 10-14 Times	14	Hillsdale College	February 7, 2025	Larry Carpenter Stadium
Walked 15+ Times	15	Shorter University	February 16, 2024	Rome, Ga.
Had Five or more Hit Batters	7	Mars Hill	February 9, 2024	Larry Carpenter Stadium
Had a Walk-off Hit	W, 9-8 (RBI Single)	Trevecca	April 26, 2025 (2)	Larry Carpenter Stadium
Had a Walk-off Home Run	W, 7-6 (2-run Home Run)	Montevallo	April 7, 2023 (2)	Larry Carpenter Stadium
Had a Walk-off Walk	W, 5-4	Tiffin University	February 8, 2026	Larry Carpenter Stadium
Had a Walk-off Wild Pitch	W, 3-2 (9 inn.)	/RV West Florida	April 5, 2025 (1)	Larry Carpenter Stadium
Had a Walk-off Hit by Pitch	W, 4-3	Emmanuel (Ga.)	January 30, 2026 (1)	Larry Carpenter Stadium
Had a Walk-off by Sac Fly	W, 6-5 (8 inn.)	West Florida	April 30, 2022 (2)	Larry Carpenter Stadium
Struck Out 10 Times	10	Lincoln Memorial	March 4, 2026	Harrogate, Tenn.
Struck Out 11-14 Times	14	Montevallo	March 27, 2026	Montevallo, Ala.
Struck Out 15 or more Times	16	Delta State	February 13, 2026	Larry Carpenter Stadium
Left 15 or more On Base	16	Christian Brothers	March 24, 2024	Larry Carpenter Stadium
Limited to One Hit	1 (7 inn.)	West Alabama	March 18, 2023 (2)	Livingston, Ala.
Was Shut Out	L, 0-4	Union University	March 6, 2026 (2)	Jackson, Tenn.
Pitched a Perfect Game	Matthew Gilson (5 inn.)	Union (Ky.)	February 18, 2002 (1)	Larry Carpenter Stadium
Pitched a No-Hitter	Jumpei Akanuma (7 inn.)	West Alabama	February 24, 2018	Larry Carpenter Stadium
Pitched 10-14 Strikeouts	11	Valdosta State	April 11, 2026 (1)	Larry Carpenter Stadium
Pitched 15 or more Strikeouts	15	Mars Hill	February 11, 2023 (1)	Larry Carpenter Stadium
Walked 10 or more Batters	10	#8/#4 West Alabama	April 18, 2026 (1)	Larry Carpenter Stadium
Allowed 20 or more Runs	21	North Georgia	April 16, 2024	Dahlonega, Ga.
Allowed 15-19 Runs	16	Montevallo	March 28, 2026 (2)	Montevallo, Ala.
Allowed 20 or more Hits	22	Bellarmine	March 5, 2019 (2)	Larry Carpenter Stadium
Allowed 15-19 Hits	15	Mississippi College	March 13, 2026	Clinton, Miss.
Allowed Four or more Home Runs	4	Mississippi College	March 13, 2026	Clinton, Miss.
Recorded a Shutout	W, 4-0	#8/#4 West Alabama	April 18, 2026 (1)	Larry Carpenter Stadium
Recorded a One-Hit Shutout	W, 2-0	West Florida	April 27, 2024 (2)	Pensacola, Fla.
Recorded a Shutout at Home	W, 4-0	#8/#4 West Alabama	April 18, 2026 (1)	Larry Carpenter Stadium
Recorded a Shutout on the Road	W, 2-0	#25/#19 Carson-Newman	March 11, 2025	Jefferson City, Tenn.
Recorded a Shutout in a GSC Game	W, 4-0	#8/#4 West Alabama	April 18, 2026 (1)	Larry Carpenter Stadium
Recorded a Shutout in a GSC Tournament Game	W, 7-0	West Florida	May 7, 2018	Cleveland, Miss.
Allowed a Walk-off Hit	L 15-16 (9 inn.)	Montevallo	March 28, 2026 (2)	Montevallo, Ala.
Allowed a Walk-off Home Run	L, 12-16 (10 inn.) (Grand Slam)	Montevallo	March 27, 2026	Montevallo, Ala.
Allowed a Walk-off Walk	L, 1-2 (12 inn.)	West Florida	March 28 2015 (1)	Pensacola, Fla.
Allowed a Walk-off Wild Pitch	L, 3-4 (10 inn.)	West Alabama	April 2, 2017	Livingston, Ala.
Allowed a Walk-Off Hit by Pitch	L, 5-6 (7 inn.)	Delta State	March 13, 2022 (2)	Cleveland, Miss.
Allowed a Walk-Off Fielder's Choice	L, 7-8 (7 inn.)	Valdosta State	April 12, 2025 (2)	Valdosta, Ga.




THE LAST TIME A LEE PLAYER...

EVENT	PLAYER	STAT	OPPONENT	DATE	SITE
Led off a Road Game with Home Run	JJ Williams		Valdosta State	April 12, 2025 (2)	Valdosta, Ga.
Hit Two Home Runs	Luke Collier	Solo, Grand Slam	Montevallo	March 28, 2026 (2)	Montevallo, Ala.
Hit Three Home Runs	Cam Suto	2 2-run, Solo	Auburn Montgomery	May 16, 2024	Tampa, Fla.
Hit Four Home Runs	Has Never Happened				
Hit Home Run in Consecutive Games	Nate Caraballo	2	#8/#4 West Alabama	Apr. 17, 2026/Apr. 18, 2026 (1)	Larry Carpenter Stadium
Hit Home Run in Three Straight Games	JJ Williams	3	vs. AUM/at Tampa/Emmanuel	May 18, 2024/Feb. 1, 2025	Tampa, Fla./Carpenter Stadium
Hit Home Run in Both Games of a DH	Cam Suto	2	Christian Brothers	March 23, 2024	Larry Carpenter Stadium
Hit 2 Home Runs In Both Games of DH	Cam Suto	4	Christian Brothers	March 23, 2024	Larry Carpenter Stadium
Hit a Grand Slam	Luke Collier	Grand Slam	Montevallo	March 28, 2026 (2)	Montevallo, Ala.
Hit Two Grand Slams	Has Never Happened				
Hit for the Cycle	Not This Year				
Hit a Walk-off Hit	Luke Collier	RBI Single	Trevecca	April 26, 2025 (2)	Larry Carpenter Stadium
Hit a Walk-off Home Run	Malachi Cloud	2-run Home Run	Montevallo	April 7, 2023 (2)	Larry Carpenter Stadium
Hit a Walk-off Grand Slam	Not This Year				
Had Five or more Hits	Cody Turner	5	Christian Brothers	March 20, 2026	Larry Carpenter Stadium
Had Seven RBI	Ryan Beamish	7	West Georgia	March 26, 2021 (1)	Carrollton, Ga.
Had Eight RBI	Julian Alvarez	8	Southern Polytechnic State	March 30, 2009	Marietta, Ga.
Had over Eight RBI	Cam Suto	9	Christian Brothers	March 23, 2024 (2)	Larry Carpenter Stadium
Had Two Triples	Not This Year				
Had over Two Triples	Lance Zawadzki	3	Covenant College	April 10, 2007	Larry Carpenter Stadium
Had Three Doubles	Brandon Daniels	3	Christian Brothers	March 23, 2024 (2)	Larry Carpenter Stadium
Had over Three Doubles	Not This Year				
Stole Three Bases	Aiden McClary	3	Union University	March 8, 2026	Jackson, Tenn.
Stole Four Bases	Malachi Cloud	4	Alabama Huntsville	February 19, 2023	Huntsville, Ala.
Stole over Four Bases	Johnny Page	5	Bethel College	March 21, 1997	McKenzie, Tenn.
Stole Home	Braden Gabel	2nd Inning	Middle Georgia	April 21, 2026	Larry Carpenter Stadium
Scored Six Runs	JJ Williams	6	Tusculum University	March 25, 2025	Greeneville, Tenn.
Had 10+ Total Bases	JJ Williams	11	Tusculum University	March 25, 2025	Greeneville, Tenn.
Drew Four+ Walks	Jared Demkowicz	4	Auburn Montgomery	May 6, 2022	Oxford, Ala.
Hit By Pitch Three or more Times	Josiah Miller	3	North Greenville	February 25, 2025	Tigerville, S.C.
Struck Out Four Times	Tucker Platt	4	Christian Brothers	March 21, 2025	Memphis, Tenn.
Hit in 15-19 Straight Games	Luke Collier	15		March 10, 2026-April 4, 2026 (1)	
Hit in 20 or more Straight Games	Ben Holland	22		March 6, 2016-April 16, 2016	
	Trenton Hill	20		March 9, 2016-April 16, 2016	
Reached Base in 30-34 Straight Games	Aiden McClary	33		February 17, 2026-April 18, 2026 (2)	
Reached Base in over 35 Straight Games	Dylan Standifer	37		February 2, 2024-April 6, 2024	
Threw a Nine-Inning No-Hitter	Has Never Happened				
Threw a Seven-Inning No-Hitter	Jumpei Akanuma	11 K	West Alabama	February 24, 2018	Larry Carpenter Stadium
Threw a Nine-Inning Perfect Game	Has Never Happened				
Threw a Seven-Inning Perfect Game	Has Never Happened				
Threw a Five-Inning Perfect Game	Matthew Gilson	6 K	Union (Ky.)	February 18, 2010 (1)	Larry Carpenter Stadium
Struck Out 10-14 in a Game	Evan Bloomer	12	Christian Brothers	March 20, 2026	Larry Carpenter Stadium
Struck Out 15+ in a Game	Logan Workman	15	Montevallo	March 19, 2021	Larry Carpenter Stadium
Pitched a Complete Game in a Loss	Jack Nedrow	L, 3-4 (7 inn.)	Valdosta State	February 26, 2022 (2)	Larry Carpenter Stadium
Pitched a Seven-Inning Complete Game	Dylan Van Meeteren	W, 4-0	#8/#4 West Alabama	April 18, 2026 (2)	Larry Carpenter Stadium
Pitched a Seven-Inning Shutout	Dylan Van Meeteren	W, 4-0	#8/#4 West Alabama	April 18, 2026 (2)	Larry Carpenter Stadium
Pitched an Eight-Inning Complete Game	Vince Spilker	W, 7-6	Auburn Montgomery	April 14, 2012 (2)	Larry Carpenter Stadium
Pitched an Eight-Inning Shutout	Not Since 2006				
Pitched a Nine-Inning Complete Game	Evan Bloomer	W, 8-2	Valdosta State	April 10, 2026	Larry Carpenter Stadium
Pitched a Nine-Inning Shutout	Cooper Casteel	W, 5-0	Union University	March 7, 2025	Larry Carpenter Stadium
Pitched a One-Hit Shutout	Jack Nedrow	W, 16-0 (7 inn.)	West Alabama	April 5, 2024	Larry Carpenter Stadium
Won Two Games in a GSC Series	Has Never Happened				
Pitched Two Shutouts in GSC Play	Jack Nedrow	2	West Alabama/at Union	April 5 & April 12, 2024	
Recorded Two Saves in GSC Series	Tim Gooden	Games 1 & 3	Delta State	April 19-20, 2024	Larry Carpenter Stadium
Pitched Back-to-Back Complete Games	Jack Nedrow	7 innings	West Alabama	April 5, 2024	Larry Carpenter Stadium
		7 innings	Union University	April 12, 2024	Jackson, Tenn.



2026 RADIO/TV ROSTER



1

COOPER ISAACS
 5-10 | 170 | Jr. | MINF | R/R




2

DYLAN VAN MEETEREN (VAN MEET-er-in)
 6-4 | 205 | R-Jr. | RHP | R/R



3

JJ WILLIAMS
 6-0 | 200 | Gr. | OF | R/R



6

LUKE COLLIER (COLLY-er)
 5-11 | 175 | R-Jr. | MINF | R/R



7

GAGE SHAVER
 6-2 | 185 | Jr. | LHP | R/R




8

LANDON FRANKLIN
 6-1 | 195 | R-So. | MINF | R/R




9

BRYCE HAWKINS
 6-0 | 225 | Sr. | RHP | R/R




10

ALEX BREW
 6-0 | 160 | R-Fr. | LHP | L/L



12

HAYDEN CHOATE (GHOTE)
 6-3 | 205 | R-Fr. | LHP | L/L




13

AIDEN MCCLARY
 6-3 | 205 | R-Jr. | INF | L/R




14

BRAYLON HALL
 6-2 | 170 | So. | RHP | R/R




16

CASEN YOUNGBLOOD (K-son)
 6-4 | 239 | Fr. | 1B | R/R



17

COLT MCKIBBEN
 6-2 | 175 | Sr. | LHP | L/L



18

ISAIAH FRENCH
 6-0 | 200 | Jr. | C | R/R




19

NATE DUNFEE (DUNE-fee)
 5-9 | 140 | Jr. | OF | L/L




20

CAL GOSS
 6-2 | 186 | R-So. | RHP | R/R




21

TRIPP COOK
 6-2 | 190 | Fr. | OF | R/R




22

TYLER PICKENS
 6-5 | 220 | Jr. | RHP | R/R




23

ROBERT HICKS
 6-2 | 230 | Fr. | 1B/3B | R/R




24

KEILIN SANDERS (KEY-tin)
 5-8 | 170 | R-Fr. | INF/OF | R/R




25

CODY TURNER
 6-2 | 208 | R-Jr. | OF/LHP | L/L




26

LANDON NEASE (NIECE)
 6-0 | 190 | R-Jr. | RHP | R/R




28

BRADEN GABEL (GAY-bull)
 5-8 | 160 | So. | MINF | R/R



29

NATE CARABALLO (CAH-ra-bayo)
 6-0 | 185 | R-Jr. | C/1B | R/R



30

COATES MASSEY (mass-E)
 6-2 | 210 | R-Jr. | RHP | R/R



2026 RADIO/TV ROSTER




31 MASON BRATCHER
6-1 | 180 | Fr. | RHP | R/R



35 RYAN VALDES (VAL-dez)
5-10 | 185 | So. | OF | R/R



37 CASON ENGERT (ING-gurt)
6-3 | 210 | Jr. | RHP | R/R



38 LANDON WARD
5-7 | 165 | R-Fr. | C | R/R



39 ADAM HERNANDEZ
5-7 | 180 | Fr. | MINF | R/R




40 EVAN BLOOMER
6-5 | 215 | So. | RHP | R/R




41 THEO OSTROWSKI (O-strauss-ski)
6-2 | 225 | Gr. | C | L/R




42 NOAH BRIGGS
6-2 | 190 | Fr. | MINF | R/R




44 LUKE TREECE
6-0 | 210 | Fr. | C | R/R



45 ZACHARY LAWSON
6-3 | 225 | Jr. | RHP | R/R



46 ZACH TIERNEY (TEAR-knee)
6-3 | 205 | R-Fr. | LHP | L/L




48 WILL CHLADNY (klad-KNEE)
6-4 | 205 | Fr. | RHP | R/R




MERCEDES DAVIS
BASEBALL DATA AND ANALYTICS



ALYX DILL (ALEX)
BASEBALL DATA AND ANALYTICS



DAN HEINBAUGH (HINE-bah)
HEAD ATHLETIC TRAINER



WILL ATKINSON
DIRECTOR OF SPORTS PERFORMANCE



LINDSEY JONES
ASST. DIR. OF ATHLETIC PERFORMANCE



5 MARK BREW
HEAD COACH



48 JORGE SAEZ (or-HAY SIGH-az)
ASSOCIATE HEAD COACH



11 MICAH KACZOR (MY-kah KAZZ-or)
ASSISTANT COACH



40 THOMAS ZAZZARO (zah-ZARE-o)
ASSISTANT COACH



15 BRANDON DANIELS
ASSISTANT COACH