

LEE UNIVERSITY FLAMES

LEE UNIVERSITY FLAMES



38-17
OVERALL

22-11
GSC

RV | **#23**
NCBWA DIVISION II POLL (MAY 13, 2026) | ABCA DIVISION II POLL (MAY 12, 2026)

MARK BREW
HEAD COACH

772-350-2 | **20th**
OVERALL | SEASON

SATURDAY, MAY 16, 2026

LEE UNIVERSITY VS UNIVERSITY OF WEST FLORIDA

PENSACOLA, FLA. | JIM SPOONER FIELD

NCAA DIVISION II SOUTH REGIONAL #1 - GAME 6

WATCH LIVE: NCAA.COM

LIVE STATS: SIDEARM.STATS | LISTEN: [ESPN CLEVELAND 101.3](http://ESPN.CLEVELAND.101.3)

Scan the selected QR code to access:

GAME 56

Game Day Program | Record Book



WEST FLORIDA ARGONAUTS



41-14
OVERALL

21-12
GSC

#5 | **#9**
NCBWA DIVISION II POLL (MAY 13, 2026) | ABCA DIVISION II POLL (MAY 12, 2026)

MIKE JEFFCOAT
HEAD COACH

713-385 | **21st**
OVERALL | SEASON

2026 SCHEDULE/RESULTS

OVERALL RECORD: **38-17**

GSC: 22-11

NON-CONFERENCE: 15-6

HOME | AWAY | NEUTRAL: 21-5 | 14-10 | 3-2

MONTH	DATE	OPPONENT	RESULT
JAN	30	Emmanuel University (DH)	W, 4-3 W, 12-1 (7)
FEB	3	Lincoln Memorial University	W, 5-2
	7	Tiffin University (DH)	W, 13-3 (7) W, 5-3
	8	Tiffin University	W, 5-4
	13	*Delta State University	L, 3-4 (10)
	14	*Delta State University (DH)	L, 3-9 L, 8-9
	17	RV/#9 University of North Georgia	W, 6-3
	20	*at The University of Alabama in Huntsville	W, 11-4
	21	*at The University of Alabama in Huntsville (DH)	W, 16-9 W, 12-5
	24	at Carson-Newman University	W, 9-2
	27	*Auburn University at Montgomery	W, 16-6 (7)
	28	*Auburn University at Montgomery (DH)	W, 14-4 (7); W, 5-1
MAR	3	at Lincoln Memorial University	L, 5-6 (10)
	6	*at Union University (DH)	W, 13-3 (7); L, 0-4
	7	*at Union University	L, 6-7
	10	Carson-Newman University	L, 5-6
	13	*at Mississippi College	L, 7-11
	14	*at Mississippi College (DH)	L, 5-11; W, 11-7
	18	at #24/#21 Young Harris College	L, 4-10
	21	*Christian Brothers University	W, 12-10
	22	*Christian Brothers University (DH)	W, 17-3 (7); W, 14-3
	24	at Tusculum University	L, 9-12
	27	*at University of Montevallo	L, 12-16 (10)
	28	*at University of Montevallo (DH)	W, 21-3 (7); L, 15-16
	31	at #17/#10 University of North Georgia	W, 8-6
APR	3	*at #12/#5 University of West Florida	W, 6-3
	4	*at #12/#5 University of West Florida (DH)	W, 9-4; W, 3-1
	7	Tusculum University	W, 11-1 (7)
	10	*Valdosta State University	W, 8-2
	11	*Valdosta State University (DH)	W, 11-5; W, 11-6
	14	#19/#20 Young Harris College	W, 14-6
	17	*#8/#4 University of West Alabama	W, 8-6
	18	*#8/#4 University of West Alabama (DH)	L, 4-5 (11); W, 4-0
	21	Middle Georgia State University	W, 9-7
	24	*at Trevecca Nazarene University	W, 11-6
	25	*at Trevecca Nazarene University (DH)	W, 8-5; L, 4-8
MAY	2	# vs. Delta State University	W, 9-6
	3	# vs. Mississippi College	W, 13-12
	4	# vs. RV/#25 University of West Florida	L, 1-12 (7)
	4	# vs. Delta State University	L, 4-5
	14	+ vs. RV/RV Delta State University	W, 4-3 (11)
	15	+ at #13/#9 University of West Florida	W, 10-8
	16	+ at #13/#9 University of West Florida	6 PM
	21-23	NCAA DII South Super Regional (Campus Sites)	
	29-6	! NCAA DII Championship (Carv, N.C.)	

* - GSC Games | # - GSC Championship (Oxford, Ala.)
+ - South Regional (Pensacola, Fla.) | * - Super Regional (TBD)
! - DII Championship (Carv, N.C.) | All Times Listed are EASTERN

FLOCOLLEGE
All GSC Games and Lee home games are broadcast on FloCollege
Subscription Required

LEE 2026 STAT LEADERS

RBI	Luke Collier	70
BAVG	Luke Collier	.410
RUNS	Luke Collier	73
WALKS	Collier/French	32
HR	Isaiah French	13
IP	Evan Bloomer	99.2
WINS	Evan Bloomer	9
ERA	Evan Bloomer	3.61
SO	Evan Bloomer	84

ACTIVE STREAKS

LEE	Overall	W1
W2	Overall	W1
W2	Home	W1
W1	Away	W1
W1	Neutral	W4
3-2	Last 5	4-1
7-3	Last 10	9-1

UWF 2026 STAT LEADERS

RBI	Zack Stokes	44
BAVG	Zack Stokes	.448
RUNS	Zack Stokes	70
WALKS	Zack Stokes	50
HR	Zack Stokes	14
IP	Tucker Ricks	80.1
WINS	Colton Dorsey	8
ERA	Colton Dorsey	3.36
SO	Colton Dorsey	82

SITUATIONAL RECORDS

Situation	W	L
Home	21	5
Away	14	10
Neutral	3	2
vs Ranked	9	3
Game 1 of Series	10	3
Game 2 of Series	9	4
Game 3 of Series	8	4
Mid-Week	7	4
Decided by 1 Run	4	8
Decided by 2+ Runs	33	8
Score First	26	10
Opp Scores First	12	7
Scoring 0-2 Runs	0	2
Scoring 3-5 Runs	7	9
Scoring 6+ Runs	31	6
Allow 0-2 Runs	8	0
Allow 3-5 Runs	18	4
Allow 6+ Runs	12	13
Out-Hit Opp	32	5
Opp Out-Hits	5	10
Hits are Even	1	2

GAME NOTES

- ➔ **LEE IN NCAA DII SOUTH REGIONAL:** The Flames are making the program's fourth appearance and first since 2024. Lee is now 8-6 after Friday night's 10-8 win against UWF. Lee also played in the South Regional in 2021 and 2022. The Flames have recorded wins in all four opening games of their South Regional appearances. This is the first time won the first two games in a South Region Tournament.
- ➔ **LEE VS UWF IN DII SOUTH REGIONAL:** The Flames are 1-1 against West Florida in South Regional history. The Argos eliminated Lee from the 2021 Regional in Pensacola by a 7-0 margin. The Flames won 10-8 last night.
- ➔ **TRIPLE KING:** Luke Collier has 17 career triples which is a Lee record and is tied for the GSC career triples mark.
- ➔ **GONE STREAKING:** Luke Collier has the longest current hit streak at 18 games, which is also the team's longest streak of the season. He has reached base safely in 35 straight games, which is also Lee's longest streak this season.
- ➔ **HITTING THE ROAD:** Lee is 14-10 in true road games so far this season, including a 4-0 mark against UWF. The Flames were 6-13 away from home last year. Since 2022, they have posted an away record of 54-55.
- ➔ **NEUTRAL-SITE GAMES:** Lee is 3-2 in neutral games so far this season. The Flames were 0-2 in neutral-site contests last season (all in GSC Tournament). Since 2022, they are 12-11 in neutral-site games.
- ➔ **30+ WINS:** For the fourth time in the last six seasons, the Flames have gone over 30 wins in a season. Lee's top win total during that stretch was 39 in 2024 when the Flames won the GSC Regular Season and finished second to Tampa in the South 2 Regional.
- ➔ **LOOKING AHEAD:** Lee advances to the South Super Regional against Tampa, Rollins or West Alabama with a win. A loss by Lee will force the if necessary game (Game 7) on Sunday at 2 p.m. ET.

2026 GSC STANDINGS (AS OF MAY 15)

X-CLINCHED GSC CHAMPIONSHIP BERTH

SCHOOL	CONF.	CPCT.	HOME	AWAY	OVERALL	PCT.	HOME	AWAY	NEUTRAL	STREAK
WEST ALABAMA -X (1)	23-10	.697	13-5	10-5	35-16	.686	21-6	13-7	1-3	W1
LEE -X (2)	22-11	.667	11-4	11-7	38-17	.691	21-5	14-10	3-2	W2
MC -X (3)	21-12	.636	14-4	7-8	28-24	.538	21-8	7-14	0-2	L2
WEST FLORIDA -X (4)	21-12	.636	11-4	10-8	40-14	.741	20-5	15-9	5-0	L1
DELTA STATE -X (5)	20-13	.606	6-9	14-4	32-22	.593	9-10	18-9	5-3	W1
TREVECCA -X (6)	20-14	.588	11-7	9-7	33-23	.589	17-8	14-11	2-4	L4
MONTEVALLO -X (7)	19-15	.559	13-6	6-9	28-24	.538	20-8	8-15	0-1	L1
UAH -X (8)	16-17	.485	8-10	8-7	21-24	.467	10-14	10-7	1-3	L2
UNION	12-21	.364	5-10	7-11	21-27	.438	10-10	9-16	2-1	L2
VALDOSTA STATE	12-21	.364	10-5	2-16	18-32	.360	12-12	6-20	0-0	L3
CHRISTIAN BROTHERS	8-25	.242	6-9	2-16	13-34	.277	10-16	3-18	0-0	W2
AUM	6-27	.182	3-15	3-12	11-37	.229	8-20	3-17	0-0	L9

ABOUT THE SERIES

- ➔ **SERIES RECORD:** Lee trails 17-21 | H: 6-7 | A: 10-11 | N: 1-2
- ➔ **FIRST MEETING:** March 29, 2014 | Cleveland, Tenn. | L, 0-11 (8)
- ➔ **LATEST MEETING:** May 15, 2026 | Pensacola, Fla. | W, 10-8 | South Regional
- ➔ **SERIES STREAKS:** The teams have split the last two meetings. Lee had a five-game win streak snapped in the GSC Tournament. The Flames have won 11 of the last 15 meetings. UWF had won six consecutive prior, following four straight wins by Lee. The Argos won 11 of the first 13 games, including the first five meetings.



LEE UNIVERSITY FLAMES

NO.	NAME	CL.	HT.	WT.	POS.	B/T	HOMETOWN/PREVIOUS SCHOOL
1	Cooper Isaacs	MINF	510	170	Jr.	R/R	Canton, Ga. / Cherokee HS
2	Dylan Van Meeteren	RHP	6-4	205	R-Jr.	R/R	Indio, Calif. / College of the Desert
3	JJ Williams	OF	6-0	200	Gr.	R/R	Franklin, Tenn. / Christ Presbyterian Acad.
6	Luke Collier	MINF	5-11	175	R-Jr.	R/R	Asheville, N.C. / Asheville Christian Acad.
7	Gage Shaver	LHP	6-2	185	Jr.	L/L	Rossville, Ga. / Southern Wesleyan Univ.
8	Landon Franklin	MINF	6-1	195	R-So.	R/R	Cleveland, Tenn. / Seminole State College of FL
9	Bryce Hawkins	RHP	6-0	225	Sr.	R/R	Cumming, Ga. / Mercer University
10	Alex Brew	LHP	6-0	180	R-Fr.	L/L	Cleveland, Tenn. / Bradley Central HS
12	Hayden Choate	LHP	6-3	205	R-Fr.	L/L	Chattanooga, Tenn. / McCallie School
13	Aiden McClary	INF	6-3	205	R-Jr.	L/R	Cleveland, Tenn. / Cleveland State CC
14	Braylon Hall	RHP	6-2	170	So.	R/R	Knoxville, Tenn. / Farragut HS
16	Casen Youngblood	1B	6-4	239	Fr.	R/R	Murfreesboro, Tenn. / Providence Christian Acad.
17	Colt McKibben	LHP	6-2	175	Sr.	L/L	Cartersville, Ga. / Cartersville HS
18	Isaiah French	C	6-0	200	Jr.	R/R	Maryville, Tenn. / Maryville HS
19	Nate Dunfee	OF	5-9	140	Jr.	L/L	Ringgold, Ga. / Cleveland State CC
20	Cal Goss	RHP	6-2	185	R-So.	R/R	Cartersville, Ga. / Cartersville HS
21	Tripp Cook	OF	6-2	190	Fr.	R/R	Anderson, S.C. / Crescent HS
22	Tyler Pickens	RHP	6-5	220	Jr.	R/R	Oak Ridge, Tenn. / Cleveland State CC
23	Robert Hicks	1B/3B	6-2	230	Fr.	R/R	Mableton, Ga. / Riverwood International Charter
24	Keilin Sanders	INF/OF	5-8	170	R-Fr.	R/R	Toccoa, Ga. / Franklin County HS
25	Cody Turner	OF/LHP	6-2	208	R-Jr.	L/L	Palmdale, Calif. / Antelope Valley College
26	Landon Nease	RHP	6-0	190	R-Jr.	R/R	Buford, Ga. / USC Sumter
28	Braden Gabel	MINF	5-8	160	So.	R/R	Kennesaw, Ga. / Mount Paran Christian School
29	Nate Caraballo	C/1B	6-0	185	R-Jr.	R/R	Imperial, Mo. / Lake Land College
30	Coates Massey	RHP	6-2	210	R-Jr.	R/R	Fortson, Ga. / Columbus State University
31	Mason Bratcher	RHP	6-1	180	Fr.	R/R	Tullahoma, Tenn. / Tullahoma HS
35	Ryan Valdes	OF	5-10	185	So.	R/R	Miami, Fla. / G. Holmes Braddock HS
37	Cason Engert	RHP	6-3	210	Jr.	R/R	Cumming, Ga. / East Tennessee State Univ.
38	Landon Ward	C	5-7	165	R-Fr.	R/R	Gallatin, Tenn. / Gallatin HS
39	Adam Hernandez	INF	5-7	180	Fr.	R/R	Miami, Fla. / G. Holmes Braddock HS
40	Evan Bloomer	RHP	6-5	215	So.	R/R	Collierville, Tenn. / First Assembly Christian School
41	Theo Ostrowski	C	6-2	225	Fr.	L/R	Essex, Mass. / Covenant Christian Acad.
42	Noah Briggs	INF	6-2	190	Fr.	R/R	Thompson's Station, Tenn. / Knights Acad.
44	Luke Treece	C	6-0	210	Fr.	R/R	Coalfield, Tenn. / Coalfield HS
45	Zachary Lawson	RHP	6-3	225	Jr.	R/R	Smyrna, Tenn. / Stewarts Creek HS
46	Zach Tierney	LHP	6-3	205	R-Fr.	L/L	South Pittsburg, Tenn. / South Pittsburg HS
48	Will Chladny	RHP	6-4	205	Fr.	R/R	Thompson's Station, Tenn. / Summit HS

UNIVERSITY OF WEST FLORIDA ARGONAUTS

NO.	NAME	CL.	HT.	WT.	POS.	B/T	HOMETOWN / PREVIOUS SCHOOL
2	Tucker Jackson	R-Jr.	5-10	170	RHP	R/R	Dothan, Ala. / West Georgia
3	Hudson Spencer	Fr.	6-0	175	INF	R/R	Milton, Ga. / Kings Ridge Christian
4	Greg Pettay	Sr.	5-8	170	INF	R/R	Winter Garden, Fla. / South Alabama
5	Alex Urias	R-So.	5-11	170	OF	R/L	Cumming, Ga. / South Forsyth
6	Zach Nelson	Sr.	5-10	190	LHP	L/L	Richmond, Texas / Fort Scott CC
8	Blake Thomas	Sr.	5-10	175	RHP	R/R	Panama City, Fla. / Gulf Coast State
9	Jake Cooper	Sr.	6-0	180	UT	R/R	State College, Pa. / Eastern Florida State
10	Tanner Taylor	Sr.	6-2	200	INF/RHP	R/R	Headland, Ala. / Southern Union State
11	Peyton Martin	R-Jr.	6-3	210	OF	R/R	Madison, Miss. / Northwest Miss. CC
12	Tyler Brobst	Fr.	6-2	200	OF	L/R	Cumming, Ga. / South Forsyth
13	Trent Kelly	R-So.	6-1	175	INF/C	R/R	Winter Garden, Fla. / Jacksonville
14	Luke Hill	So.	5-11	180	INF	R/R	Milton, Ga. / Kings Ridge Christian
15	Zack DeJesus	Jr.	6-1	205	OF	R/R	Pensacola, Fla. / Santa Fe College
16	Braden Rapp	Jr.	5-10	190	RHP	R/R	Vero Beach, Fla. / Wallace CC
17	Gann Nobles	Sr.	6-1	175	INF	R/R	Daphne, Ala. / Coastal Alabama
18	Tucker Ricks	Fr.	6-2	185	RHP	R/R	Pace, Fla. / Pace
19	Garrett Brewer	Sr.	6-4	215	LHP	L/L	Apopka, Fla. / Seminole State College of Florida
20	Jay Henderson	R-So.	6-2	170	OF	R/R	Pensacola, Fla. / West Florida HS
21	Zack Stokes	Gr.	6-2	190	OF	R/R	Naperville, Ill. / Waubonsie Valley HS
22	Colton Dorsey	Sr.	5-11	200	RHP	R/R	Panama City, Fla. / Wallace CC
23	Elijah Roberts	Jr.	6-3	195	LHP	L/L	Fleming Island, Fla. / Flagler
24	Andrew Walton	Jr.	6-1	215	INF	R/R	Buford, Ga. / Southern Union CC
26	Bradley Feezer	Jr.	6-6	240	RHP	R/R	Cheyenne, Wyo. / Garden City CC
27	Christian Pencek	Sr.	6-4	185	RHP	R/R	Murfreesboro, Tenn. / Lincoln Memorial
28	Michael Vice	R-Fr.	6-4	210	RHP	R/R	Winter Springs, Fla. / Winter Springs
29	Gustavo Mendez	R-Jr.	6-3	240	INF	R/R	Kissimmee, Fla. / Eastern Florida State
30	Xavier HuttonCorp	So.	5-11	195	OF	R/R	Fernandina Beach, Fla. / Fernandina Beach HS
31	Micky Scheetz	R-Sr.	6-1	195	LHP	L/L	Flower Mound, Tex. / Sam Houston
33	Brooks McDonald	Fr.	6-3	210	INF	R/R	Mobile, Ala. / Saint Pauls Episcopal
34	William Lybrook	Gr.	6-4	220	C	R/R	Atlanta, Ga. / Harvard
35	Ethan Babcock	So.	6-1	200	C	R/R	Alpharetta, Ga. / Kings Ridge Christian
36	Jedd Jones	R-So.	6-1	210	C	R/R	Tallahassee, Fla. / North Florida Christian HS
37	Eli Lamb	R-So.	6-3	230	RHP	R/R	Franklin, Tenn. / LSU Eunice



MARK BREW
Head Coach | #5
 Overall Record: 772-350-2
 Lee Record: 772-350-2 | 20th Season

JORGE SAEZ
Associate Head Coach | #48

MICAH KACZOR
Assistant Coach | #11

THOMAS ZAZZARO
Assistant Coach | #40

BRANDON DANIELS
Assistant Coach | #15



MIKE JEFFCOAT
Head Coach
 Overall Record: 713-385
 UWF Record: 713-385 | 21st Season

KYLE BROWN
Assistant Head Coach

KEVIN JOHNSON
Assistant Coach

JAKE NEMITH
Graduate Assistant





NATIONAL COLLEGIATE BASEBALL WRITERS OF AMERICA (NCBWA) TOP 25 POLL | May 13, 2026

Table with 5 columns: #, SCHOOL, W-L, PTS., PREV. Lists top 25 schools including Colorado Mesa, North Greenville, Pittsburg State, Point Loma, West Florida, Grand Valley State, Catawba, Tampa, UT Tyler, Rogers State, West Chester, Cal State Monterey Bay, Wingate, Rollins, Central Missouri, Angelo State, Bentley, Francis Marion, Millersville, Illinois Springfield, North Georgia, St. Mary's, Molloy, Wayne State (Mich.), and Seton Hill.

RV: Southern New Hampshire (40-12) 27 points; Northwest Missouri (36-16) 23 points; Young Harris (39-16) 21 points; Delta State (31-21) 17 points; Cal Poly Pomona (30-23) 15 points; MSU Denver (38-16) 12 points; Belmont Abbey (38-14) 9 points; Missouri S&T (34-18) 6 points; Northwest Nazarene (38-16) 4 points; Lee (36-17) 1 point; Wilmington (39-15) 1 point.

AMERICAN BASEBALL COACHES ASSOCIATION (ABCA) TOP 30 POLL | May 12, 2026

Table with 5 columns: #, SCHOOL, W-L, PTS., PREV. Lists top 30 schools including Colorado Mesa, Tampa (Fla.), Pittsburg State (Kan.), North Greenville (S.C.), Catawba (N.C.), Texas-Tyler, Grand Valley State (Mich.), Point Loma (Calif.), West Florida, Bentley (Mass.), Rollins (Fla.), West Chester (Pa.), Seton Hill (Pa.), North Georgia, Francis Marion (S.C.), Angelo State (Texas), Augustana (S.D.), Rogers State (Okla.), Minnesota State Mankato, Cal State Monterey Bay, Wingate (N.C.), Young Harris (Ga.), Lee (Tenn.), Molloy (N.Y.), Southern New Hampshire, Belmont Abbey (N.C.), West Alabama, Lenoir-Rhyne (N.C.), Northwest Missouri State, Wayne State University (Mich.), and Central Missouri.

RV: St. Mary's (Texas), Northwest Nazarene (Idaho), Missouri S&T, MSU Denver (Colo.), Millersville (Pa.), USC Aiken, Wilmington (Del.), Cal Poly Pomona, East Stroudsburg (Pa.), University of Mary (N.D.), Emporia State (Kan.), Cal State San Marcos, Arkansas Tech, Missouri Southern State, Delta State (Miss.), Lander (S.C.), Illinois-Springfield, Indianapolis (Ind.), Goldey-Beacom (Del.).

GULF SOUTH CONFERENCE WEEKLY HONORS

PLAYER OF THE WEEK

Table listing weekly honors for Player of the Week, including Zach Stokes, Rashad Robinson, Elijah Ramsey, Jack Fitzgerald, Cody Turner, Lee, Alex Johnson, Cade Martin, Tucker Jones, Luke Collier, Lee, Tanner Taylor, and Cody Turner, Lee.

PITCHER OF THE WEEK

Table listing weekly honors for Pitcher of the Week, including Eli Roberts, Jonah Smithson, Zach Wyatt, Adrian Byrd, Baker Green, Ryan Sweeney, Zach Wyatt, Cooper Cooksey, Zach Wyatt, Evan Bloomer, Adrian Byrd, and Lane Evans.

FRESHMAN OF THE WEEK

Table listing weekly honors for Freshman of the Week, including Mason Woolever, Rylan Moses, Blake Westry, Tucker Ricks, Will Langston, Rylan Moses, Tucker Ricks, Luke Holbrook, Tucker Ricks, Will Langston, Seth Staggs, Casen Youngblood, and Joel Chandler.

2026 NCAA DII SOUTH REGIONAL SCHEDULE

SOUTH REGIONAL #1 (PENSACOLA, FLA.)

THURSDAY, MAY 14

- Game 1 • No. 1 West Florida def. No. 8 Edward Waters, 16-6
Game 2 • No. 5 Lee def. No. 4 Delta State, 4-3 (11 inn.)

FRIDAY, MAY 15

- Game 3 • No. 4 Delta State def. No. 8 Edward Waters, 3-2 | EWU eliminated
Game 4 • No. 5 Lee def. No. 1 West Florida, 10-8

SATURDAY, MAY 16

- Game 5 • 1:00 PM CT | No. 1 West Florida vs. No. 4 Delta State
Game 6 • 5:00 PM CT | No. 5 Lee vs. Winner Game 5

SUNDAY, MAY 17 (IF NECESSARY)

- Game 7 • 1:00 PM CT | Winner Game 4 vs. Winner Game 5

SOUTH REGIONAL #2 (TAMPA, FLA.)

THURSDAY, MAY 14

- Game 1 • No. 2 Tampa def. No. 7 Trevecca Nazarene, 8-4
Game 2 • No. 3 Rollins def. No. 6 West Alabama, 8-7

FRIDAY, MAY 15


- Game 3 • No. 6 West Alabama def. No. 7 Trevecca Nazarene, 7-3 | TNU eliminated
Game 4 • No. 2 Tampa def. No. 3 Rollins, 9-3

SATURDAY, MAY 16

- Game 5 • 1:00 PM ET | No. 3 Rollins vs. No. 6 West Alabama
Game 6 • 5:00 PM ET | No. 2 Tampa vs. Winner Game 5

SUNDAY, MAY 17 (IF NECESSARY)

- Game 7 • 1:00 PM ET | Winner Game 4 vs. Winner Game 5





MARK BREW | HEAD COACH

» Alma Mater: Trevecca Nazarene, 1994
 » Hometown: Smyrna, TN
 » Family: **Wife:** Rachel
 » Children: Elise and Alex

CAREER NUMBERS TO KNOW

772 In his 20th season as a head coach, Mark Brew has collected 772 victories, all at Lee.

18 Coach Brew has posted 18 winning seasons in 20 years as a head coach. His overall career win percentage is .688 (772-350-2).

4 4 different teams have qualified for the NCAA DII National Tournaments (2021, 2022, 2024, 2026). Lee has posted a 8-6 record.

216 Lee has won 216 regular-season GSC games under coach Mark Brew. His GSC record now stands at 216-156-1 (.580).

7 Consecutive NAIA World Series appearances (2007-2013). Finished in top four in final six, including two second-place performances.

@LEEUBASEBALL MILESTONES

1 Defeated Freed-Hardeman, 6-5, for his first victory at Lee on February 3, 2007.

2 Highest seeding in the NCAA South Region. The Flames were the No. 2 seed when Lee qualified for the 2021 NCAA tournament.

33+ Players that were drafted/signed MLB contracts while Brew was Head Coach and Assistant Coach for the Flames.

500 Defeated Shorter University, 8-1, on March 18, 2017, to post his 500th career coaching victory.

700 Defeated Tusculum University 10-5 on April 10, 2024, to record his 700th coaching victory.



HEAD COACH | 20TH SEASON @ LEE

YEAR-BY-YEAR RECORD

YEAR	SCHOOL	RECORD	PCT
2007	Lee	51-15	0.773
2008	Lee	63-10	0.863
2009	Lee	53-14	0.791
2010	Lee	52-13	0.800
2011	Lee	51-14	0.785
2012	Lee	56-11-1	0.831
2013	Lee	51-12	0.810
2014	Lee	37-19	0.638
2015	Lee	39-19-1	0.669
2016	Lee	30-18	0.625
2017	Lee	27-23	0.540
2018	Lee	27-26	0.509
2019	Lee	23-26	0.469
2020*	Lee	14-9	0.609
2021	Lee	36-11	0.766
2022	Lee	33-24	0.579
2023	Lee	28-25	0.528
2024	Lee	39-18	0.684
2025	Lee	24-26	0.480
2026	Lee	38-17	0.691
Overall		772-350-2	0.688
	Lee	772-350-2	0.688

LEE UNIVERSITY IN GSC CHAMPIONSHIP

2016		2024	
at West Florida	L, 7-11	vs. West Georgia	W, 10-2
vs. Alabama Huntsville	L, 9-10	vs. Valdosta State	L, 0-10 (7)
		vs. Delta State	L, 3-5
2018		2025	
vs. Montevallo	W, 10-4	vs. Valdosta State	L, 4-6
vs. West Florida	W, 7-0	vs. Trevecca Nazarene	L, 2-4
vs. West Georgia	L, 3-8		
vs. Mississippi College (Final)	L, 6-7	2026	
		vs. Delta State	W, 9-6
2021		vs. Mississippi College	W, 13-12
vs. Auburn Montgomery	W, 8-3	vs. West Florida	L, 1-12 (7)
vs. Delta State	L, 2-13	vs. Delta State	L, 4-5
vs. Valdosta State	W, 13-7		
vs. West Florida	L, 7-10		
2022			
vs. Auburn Montgomery	W, 9-1		
vs. Delta State	W, 9-3		
vs. Alabama Huntsville	W, 8-5		
vs. Shorter	L, 1-11 (7 inn.)		
vs. Shorter (Final)	W, 19-8		
2023			
vs. Montevallo	W, 10-2		
vs. Shorter	W, 11-6		
vs. Valdosta State	L, 9-13		
vs. West Florida	L, 2-11		

LEE UNIVERSITY IN NCAA TOURNAMENT

2021 (#2 Seed in Pensacola, Fla.)	
vs. Alabama Huntsville	W, 4-1
vs. Tampa	L, 7-12
vs. Alabama Huntsville	W, 10-4
at West Florida	L, 0-7
2022 (#7 Seed in St. Leo, Fla.)	
at Saint Leo	W, 17-7
vs. Rollins	L, 1-15
at Saint Leo	W, 9-5
vs. Rollins	L, 3-7
2024 (#4 Seed in Tampa, Fla.)	
vs. Auburn Montgomery	W, 24-7
at Tampa	L, 1-13
vs. Auburn Montgomery	W, 8-7
at Tampa	L, 3-16
2026 (#5 Seed in Pensacola, Fla.)	
vs. Delta State	W, 4-3 (11)
at West Florida	W, 10-8
at West Florida	



FLAMES QUICK FACTS

LEE UNIVERSITY

Location	Cleveland, Tenn.
Phone Number	423-614-8000
Founded	1918
Enrollment	3,820
Nickname	Lady Flames/Flames
Colors	Maroon & White
Mascot	Valor
Affiliation	NCAA Division II
Conference	Gulf South (GSC)
President	Dr. Phil Cook
Chancellor	Dr. Charles Paul Conn
Athletic Director	John Maupin
Deputy AD/Senior Woman Administrator	Jessica McIntyre
Associate AD (Internal Operations)	Marty Rowe
Assistant AD for Student-Athlete Wellness	Breanne Crittenden
Director of Facilities and Game Operations	Mark Brew
Compliance Coordinator	Silvia Beauzile
Faculty Athletics Representative	Dr. Jason Robinson
Athletics Office Coordinator	Tena Walker
Assistant for Athletic Operations/SAAC Administrator	Kayla Louie
Director of Student-Athlete Welfare and Athletics Counseling	Hannah Manning
Team Physician	Dr. DeWayne Knight
Team Physician	Dr. Jason Spangler
Head Athletic Trainer	Daniel Heinbaugh
Sports Medicine Coordinator	Breanne Crittenden
Director of Sports Performance	Will Atkinson
Assistant Director of Athletic Performance	Lindsay Jones

BASEBALL HISTORY

Inaugural Season	N/A, Reinstated in 1996
All-Time Record (since 1996)	1129-588-2
All-Time GSC Record	216-156-1
GSC Regular Season Championships	2 (2024, 2021)
GSC Tournament Appearances/Last	8/2026
Record	13-15
GSC Tournament Championships	1 (2022)
NCAA DII Championship Appearances/Last	4/2026
Record	8-6
NCAA DII South Region Championships	0

BASEBALL STAFF

Head Coach	#5 Mark Brew (Trevecca Nazarene, 1994)
Lee Record	772-350-2
Career Record	772-350-2
GSC Record	216-156-1
Associate Head Coach/Recruiting Coordinator	#48 Jorge Saez
Assistant Coach/Pitching Coach	#11 Micah Kaczor
Assistant Coach	#40 Thomas Zazzaro
Assistant Coach	#15 Brandon Daniels
Baseball Data and Analytics	Mercedes Davis, Alyx Dill
Athletic Trainer	Dan Heinbaugh

MEDIA INFORMATION

Athletic Communications Coordinator	Philip Tang
Office Phone	423-614-3782
Email	ptang@leeuniversity.edu
Director of Broadcasting/Senior Writer	George Starr
Email	gstarr@leeuniversity.edu
Athletic Creative Content Director	Jonathan Murray
Email	jmurray@leeuniversity.edu
Athletic Communications Assistant/Baseball Contact	Tom Chatfield
Email	tchatfield@leeuniversity.edu
Athletic Communications Assistant	Adam Belford
Email	abelford@leeuniversity.edu

LEE UNIVERSITY'S RECORD

.....	2026
Overall	38-17
Home	21-5
Away	14-10
Neutral	3-2
GSC Games	22-11
GSC Home	11-4
GSC Away	11-7
Game 1 of Series	10-3
Game 2 of Series	9-4
Game 3 of Series	8-4
Weekend Series W-L Overall	9-4
Weekend Series W-L Home	6-1
Weekend Series W-L Away	3-3
Weekend Series Sweeps Overall	7-1
Weekend Series Sweeps Home	5-1
Weekend Series Sweeps Away	2-0
vs Ranked	9-3
Mid-Week Games	7-4
1-Run Games	4-8
2-Run Games	6-0
3-Run Games	4-1
4-Run Games	3-4
5+Run Games	21-4
Extra Innings	1-4
Shutouts	1-1
Lee Scores First	26-10
Opponent Scores First	12-7
Lee Scores 0-2 Runs	0-2
Lee Scores 3-5 Runs	7-9
Lee Scores 6-9 Runs	11-4
Lee Scores 10+ Runs	20-2
Opponent Scores 0-2 Runs	8-0
Opponent Scores 3-5 Runs	18-4
Opponent Scores 6-9 Runs	10-6
Opponent Scores 10+ Runs	2-7
Lee Out-Hits Opponent	32-6
Lee Out-Hit By Opponent	5-10
Hits Are Even	1-2
After 6 Leading	34-5
Trailing	2-10
Tied	2-2
After 7 Leading	34-2
Trailing	4-14
Tied	0-1
After 8 Leading	20-2
Trailing	0-9
Tied	3-1
Lee Hits 0 Home Runs	11-6
1 Home Run	9-8
2+ Home Runs	18-3
Opponent Hit 0 Home Runs	20-10
1 Home Run	15-4
2+ Home Runs	3-3
Lee Made 0 Errors	15-2
1 Error	14-5
2+ Errors	9-10
Opponent Made 0 Errors	8-9
1 Error	11-4
2+ Errors	19-4



THE LAST TIME A LEE TEAM...

EVENT	STAT	OPPONENT	DATE	SITE
Defeated a No. 1 Ranked Team	W, 2-0	#1 Tampa	April 9, 2022 (2)	Larry Carpenter Stadium
Defeated a Top 5 Team	W, 4-0	#4 West Alabama	April 18, 2026 (2)	Larry Carpenter Stadium
Defeated a Top 10 Team	W, 8-6	#17/#10 North Georgia	March 31, 2026	Dahlonega, Ga.
Defeated a Ranked Team	W, 14-6	#19/#20 Young Harris	April 14, 2026	Larry Carpenter Stadium
Played 12-15 Innings	13 (L, 7-8)	Shorter University	April 9, 2021	Larry Carpenter Stadium
Played 16+ Innings	16 (L, 4-5)	North Alabama	March 3, 2018	Larry Carpenter Stadium
Scored 10-15 Runs	W, 13-12	Mississippi College (GSC Tournament)	May 3, 2026	Oxford, Ala.
Scored 15-19 Runs	W, 17-3 (7)	Christian Brothers	March 21, 2026 (1)	Larry Carpenter Stadium
Scored 20+ Runs	W, 21-3 (7)	Montevallo	March 28, 2026 (1)	Montevallo, Ala.
Scored 10 or more Runs in a Loss	L, 15-16	Montevallo	March 28, 2026 (2)	Montevallo, Ala.
Scored 10 or more Runs in an Inning	10, 1st inning (W, 21-3, 7 inn.)	Montevallo	March 28, 2026 (1)	Montevallo, Ala.
Hit Four Home Runs	4	Montevallo	March 28, 2026 (2)	Montevallo, Ala.
Hit Five Home Runs	5	Alabama Huntsville	February 21, 2026 (1)	Huntsville, Ala.
Hit Six or more Home Runs	7	Auburn Montgomery	May 16, 2024	Tampa, Fla.
Stole Five Bases	5	/RV West Florida	April 5, 2025 (2)	Larry Carpenter Stadium
Stole over Five Bases	6	Trevecca	April 24, 2026	Nashville, Tenn.
Walked 10-14 Times	14	Hillsdale College	February 7, 2025	Larry Carpenter Stadium
Walked 15+ Times	15	Shorter University	February 16, 2024	Rome, Ga.
Had Five or more Hit Batters	7	Mars Hill	February 9, 2024	Larry Carpenter Stadium
Had a Walk-off Hit	W, 9-8 (RBI Single)	Trevecca	April 26, 2025 (2)	Larry Carpenter Stadium
Had a Walk-off Home Run	W, 7-6 (2-run Home Run)	Montevallo	April 7, 2023 (2)	Larry Carpenter Stadium
Had a Walk-off Walk	W, 5-4	Tiffin University	February 8, 2026	Larry Carpenter Stadium
Had a Walk-off Wild Pitch	W, 3-2 (9 inn.)	/RV West Florida	April 5, 2025 (1)	Larry Carpenter Stadium
Had a Walk-off Hit by Pitch	W, 4-3	Emmanuel (Ga.)	January 30, 2026 (1)	Larry Carpenter Stadium
Had a Walk-off by Sac Fly	W, 6-5 (8 inn.)	West Florida	April 30, 2022 (2)	Larry Carpenter Stadium
Struck Out 10 Times	10	Delta State (South Regional)	May 14, 2026	Pensacola, Fla.
Struck Out 11-14 Times	12	Trevecca	April 24, 2026	Nashville, Tenn.
Struck Out 15 or more Times	16	Delta State	February 13, 2026	Larry Carpenter Stadium
Left 15 or more On Base	16	Christian Brothers	March 24, 2024	Larry Carpenter Stadium
Limited to One Hit	1 (7 inn.)	West Alabama	March 18, 2023 (2)	Livingston, Ala.
Was Shut Out	L, 0-4	Union University	March 6, 2026 (2)	Jackson, Tenn.
Pitched a Perfect Game	Matthew Gilson (5 inn.)	Union (Ky.)	February 18, 2002 (1)	Larry Carpenter Stadium
Pitched a No-Hitter	Jumpei Akanuma (7 inn.)	West Alabama	February 24, 2018	Larry Carpenter Stadium
Pitched 10-14 Strikeouts	14	Mississippi College (GSC Tournament)	May 3, 2026	Oxford, Ala.
Pitched 15 or more Strikeouts	14	Mars Hill	February 11, 2023 (1)	Larry Carpenter Stadium
Walked 10 or more Batters	10	#8/#4 West Alabama	April 18, 2026 (1)	Larry Carpenter Stadium
Allowed 20 or more Runs	21	North Georgia	April 16, 2024	Dahlonega, Ga.
Allowed 15-19 Runs	16	Montevallo	March 28, 2026 (2)	Montevallo, Ala.
Allowed 20 or more Hits	22	Bellarmine	March 5, 2019 (2)	Larry Carpenter Stadium
Allowed 15-19 Hits	17	RV/#25 West Florida (GSC Tournament)	May 4, 2026	Oxford, Ala.
Allowed Four or more Home Runs	4	Mississippi College	March 13, 2026	Clinton, Miss.
Recorded a Shutout	W, 4-0	#8/#4 West Alabama	April 18, 2026 (1)	Larry Carpenter Stadium
Recorded a One-Hit Shutout	W, 2-0	West Florida	April 27, 2024 (2)	Pensacola, Fla.
Recorded a Shutout at Home	W, 4-0	#8/#4 West Alabama	April 18, 2026 (1)	Larry Carpenter Stadium
Recorded a Shutout on the Road	W, 2-0	#25/#19 Carson-Newman	March 11, 2025	Jefferson City, Tenn.
Recorded a Shutout in a GSC Game	W, 4-0	#8/#4 West Alabama	April 18, 2026 (1)	Larry Carpenter Stadium
Recorded a Shutout in a GSC Tournament Game	W, 7-0	West Florida	May 7, 2018	Cleveland, Miss.
Allowed a Walk-off Hit	L, 15-16 (9 inn.)	Montevallo	March 28, 2026 (2)	Montevallo, Ala.
Allowed a Walk-off Home Run	L, 12-16 (10 inn.) (Grand Slam)	Montevallo	March 27, 2026	Montevallo, Ala.
Allowed a Walk-off Walk	L, 1-2 (12 inn.)	West Florida	March 28 2015 (1)	Pensacola, Fla.
Allowed a Walk-off Wild Pitch	L, 3-4 (10 inn.)	West Alabama	April 2, 2017	Livingston, Ala.
Allowed a Walk-Off Hit by Pitch	L, 5-6 (7 inn.)	Delta State	March 13, 2022 (2)	Cleveland, Miss.
Allowed a Walk-Off Fielder's Choice	L, 7-8 (7 inn.)	Valdosta State	April 12, 2025 (2)	Valdosta, Ga.




THE LAST TIME A LEE PLAYER...

EVENT	PLAYER	STAT	OPPONENT	DATE	SITE
Led off a Road Game with Home Run	JJ Williams		Valdosta State	April 12, 2025 (2)	Valdosta, Ga.
Hit Two Home Runs	Cody Turner	Solo, 3-run	Trevecca	April 24, 2026	Nashville, Tenn.
Hit Three Home Runs	Cam Suto	2 2-run, Solo	Auburn Montgomery	May 16, 2024	Tampa, Fla.
Hit Four Home Runs	Has Never Happened				
Hit Home Run in Consecutive Games	Nate Caraballo	2	Trevecca	April 25, 2026	Nashville, Tenn.
Hit Home Run in Three Straight Games	JJ Williams	3	vs. AUM/at Tampa/Emmanuel	May 18, 2024/Feb. 1, 2025	Tampa, Fla./Carpenter Stadium
Hit Home Run in Both Games of a DH	Nate Caraballo	2	Trevecca	April 25, 2026	Nashville, Tenn.
Hit 2 Home Runs In Both Games of DH	Cam Suto	4	Christian Brothers	March 23, 2024	Larry Carpenter Stadium
Hit a Grand Slam	Luke Collier	Grand Slam	Mississippi College (GSC Tournament)	May 2, 2026	Oxford, Ala.
Hit Two Grand Slams	Has Never Happened				
Hit for the Cycle	Not This Year				
Hit a Walk-off Hit	Luke Collier	RBI Single	Trevecca	April 26, 2025 (2)	Larry Carpenter Stadium
Hit a Walk-off Home Run	Malachi Cloud	2-run Home Run	Montevallo	April 7, 2023 (2)	Larry Carpenter Stadium
Hit a Walk-off Grand Slam	Not This Year				
Had Five or more Hits	Cody Turner	5	Christian Brothers	March 20, 2026	Larry Carpenter Stadium
Had Seven RBI	Ryan Beamish	7	West Georgia	March 26, 2021 (1)	Carrollton, Ga.
Had Eight RBI	Julian Alvarez	8	Southern Polytechnic State	March 30, 2009	Marietta, Ga.
Had over Eight RBI	Cam Suto	9	Christian Brothers	March 23, 2024 (2)	Larry Carpenter Stadium
Had Two Triples	Not This Year				
Had over Two Triples	Lance Zawadzki	3	Covenant College	April 10, 2007	Larry Carpenter Stadium
Had Three Doubles	Brandon Daniels	3	Christian Brothers	March 23, 2024 (2)	Larry Carpenter Stadium
Had over Three Doubles	Not This Year				
Stole Three Bases	Aiden McClary	3	Union University	March 8, 2026	Jackson, Tenn.
Stole Four Bases	Malachi Cloud	4	Alabama Huntsville	February 19, 2023	Huntsville, Ala.
Stole over Four Bases	Johnny Page	5	Bethel College	March 21, 1997	McKenzie, Tenn.
Stole Home	Braden Gabel	2nd Inning	Middle Georgia	April 21, 2026	Larry Carpenter Stadium
Scored Six Runs	JJ Williams	6	Tusculum University	March 25, 2025	Greeneville, Tenn.
Had 10+ Total Bases	JJ Williams	11	Tusculum University	March 25, 2025	Greeneville, Tenn.
Drew Four+ Walks	Jared Demkowicz	4	Auburn Montgomery	May 6, 2022	Oxford, Ala.
Hit By Pitch Three or more Times	Josiah Miller	3	North Greenville	February 25, 2025	Tigerville, S.C.
Struck Out Four Times	Tucker Platt	4	Christian Brothers	March 21, 2025	Memphis, Tenn.
Hit in 15-19 Straight Games	Luke Collier	18		April 7, 2026-Current	
Hit in 20 or more Straight Games	Ben Holland	22		March 6, 2016-April 16, 2016	
	Trenton Hill	20		March 9, 2016-April 16, 2016	
Reached Base in 30-35 Straight Games	Luke Collier	35		March 8, 2026-Current	
Reached Base in over 35 Straight Games	Dylan Standifer	37		February 2, 2024-April 6, 2024	
Threw a Nine-Inning No-Hitter	Has Never Happened				
Threw a Seven-Inning No-Hitter	Junpei Akanuma	11 K	West Alabama	February 24, 2018	Larry Carpenter Stadium
Threw a Nine-Inning Perfect Game	Has Never Happened				
Threw a Seven-Inning Perfect Game	Has Never Happened				
Threw a Five-Inning Perfect Game	Matthew Gilson	6 K	Union (Ky.)	February 18, 2010 (1)	Larry Carpenter Stadium
Struck Out 10-14 in a Game	Evan Bloomer	12	Christian Brothers	March 20, 2026	Larry Carpenter Stadium
Struck Out 15+ in a Game	Logan Workman	15	Montevallo	March 19, 2021	Larry Carpenter Stadium
Pitched a Complete Game in a Loss	Jack Nedrow	L, 3-4 (7 inn.)	Valdosta State	February 26, 2022 (2)	Larry Carpenter Stadium
Pitched a Seven-Inning Complete Game	Dylan Van Meeteren	W, 4-0	#8/#4 West Alabama	April 18, 2026 (2)	Larry Carpenter Stadium
Pitched a Seven-Inning Shutout	Dylan Van Meeteren	W, 4-0	#8/#4 West Alabama	April 18, 2026 (2)	Larry Carpenter Stadium
Pitched an Eight-Inning Complete Game	Vince Spilker	W, 7-6	Auburn Montgomery	April 14, 2012 (2)	Larry Carpenter Stadium
Pitched an Eight-Inning Shutout	Not Since 2006				
Pitched a Nine-Inning Complete Game	Evan Bloomer	W, 8-2	Valdosta State	April 10, 2026	Larry Carpenter Stadium
Pitched a Nine-Inning Shutout	Cooper Casteel	W, 5-0	Union University	March 7, 2025	Larry Carpenter Stadium
Pitched a One-Hit Shutout	Jack Nedrow	W, 16-0 (7 inn.)	West Alabama	April 5, 2024	Larry Carpenter Stadium
Won Two Games in a GSC Series	Has Never Happened				
Pitched Two Shutouts in GSC Play	Jack Nedrow	2	West Alabama/at Union	April 5 & April 12, 2024	
Recorded Two Saves in GSC Series	Tim Gooden	Games 1 & 3	Delta State	April 19-20, 2024	Larry Carpenter Stadium
Pitched Back-to-Back Complete Games	Jack Nedrow	7 innings	West Alabama	April 5, 2024	Larry Carpenter Stadium
		7 innings	Union University	April 12, 2024	Jackson, Tenn.



2026 RADIO/TV ROSTER



1

COOPER ISAACS
5-10 | 170 | Jr. | MINF | R/R




2

DYLAN VAN MEETEREN (VAN MEET-er-in)
6-4 | 205 | R-Jr. | RHP | R/R



3

JJ WILLIAMS
6-0 | 200 | Gr. | OF | R/R



6

LUKE COLLIER (COLLY-er)
5-11 | 175 | R-Jr. | MINF | R/R



7

GAGE SHAVER
6-2 | 185 | Jr. | LHP | R/R




8

LANDON FRANKLIN
6-1 | 195 | R-So. | MINF | R/R




9

BRYCE HAWKINS
6-0 | 225 | Sr. | RHP | R/R




10

ALEX BREW
6-0 | 160 | R-Fr. | LHP | L/L



12

HAYDEN CHOATE (GHOTE)
6-3 | 205 | R-Fr. | LHP | L/L




13

AIDEN MCCLARY
6-3 | 205 | R-Jr. | INF | L/R




14

BRAYLON HALL
6-2 | 170 | So. | RHP | R/R




16

CASEN YOUNGBLOOD (K-son)
6-4 | 239 | Fr. | 1B | R/R



17

COLT MCKIBBEN
6-2 | 175 | Sr. | LHP | L/L



18

ISAIAH FRENCH
6-0 | 200 | Jr. | C | R/R




19

NATE DUNFEE (DUNE-fee)
5-9 | 140 | Jr. | OF | L/L




20

CAL GOSS
6-2 | 186 | R-So. | RHP | R/R




21

TRIPP COOK
6-2 | 190 | Fr. | OF | R/R




22

TYLER PICKENS
6-5 | 220 | Jr. | RHP | R/R




23

ROBERT HICKS
6-2 | 230 | Fr. | 1B/3B | R/R




24

KEILIN SANDERS (KEY-tin)
5-8 | 170 | R-Fr. | INF/OF | R/R




25

CODY TURNER
6-2 | 208 | R-Jr. | OF/LHP | L/L




26

LANDON NEASE (NIECE)
6-0 | 190 | R-Jr. | RHP | R/R




28

BRADEN GABEL (GAY-bull)
5-8 | 160 | So. | MINF | R/R



29

NATE CARABALLO (CAH-ra-bayo)
6-0 | 185 | R-Jr. | C/1B | R/R




30

COATES MASSEY (mass-E)
6-2 | 210 | R-Jr. | RHP | R/R



2026 RADIO/TV ROSTER




MASON BRATCHER
6-1 | 180 | Fr. | RHP | R/R




RYAN VALDES (VAL-dez)
5-10 | 185 | So. | OF | R/R



CASON ENGERT (ING-gurt)
6-3 | 210 | Jr. | RHP | R/R




LONDON WARD
5-7 | 165 | R-Fr. | C | R/R




ADAM HERNANDEZ
5-7 | 180 | Fr. | MINF | R/R




EVAN BLOOMER
6-5 | 215 | So. | RHP | R/R




THEO OSTROWSKI (O-strauss-ski)
6-2 | 225 | Gr. | C | L/R




NOAH BRIGGS
6-2 | 190 | Fr. | MINF | R/R




LUKE TREECE
6-0 | 210 | Fr. | C | R/R



ZACHARY LAWSON
6-3 | 225 | Jr. | RHP | R/R



ZACH TIERNEY (TEAR-knee)
6-3 | 205 | R-Fr. | LHP | L/L




WILL CHLADNY (klad-KNEE)
6-4 | 205 | Fr. | RHP | R/R




MERCEDES DAVIS
BASEBALL DATA AND ANALYTICS



ALYX DILL (ALEX)
BASEBALL DATA AND ANALYTICS



DAN HEINBAUGH (HINE-bah)
HEAD ATHLETIC TRAINER



WILL ATKINSON
DIRECTOR OF SPORTS PERFORMANCE



LINDSEY JONES
ASST. DIR. OF ATHLETIC PERFORMANCE



MARK BREW
HEAD COACH



JORGE SAEZ (or-HAY SIGH-az)
ASSOCIATE HEAD COACH



MICAH KACZOR (MY-kah KAZZ-or)
ASSISTANT COACH



THOMAS ZAZZARO (zah-ZARE-o)
ASSISTANT COACH



BRANDON DANIELS
ASSISTANT COACH