

# LEE UNIVERSITY FLAMES

## LEE UNIVERSITY FLAMES



**36-17**  
OVERALL

**22-11**  
GSC

**RV** **#23**  
NCBWA DIVISION II POLL (MAY 13, 2026) ABCA DIVISION II POLL (MAY 12, 2026)

**MARK BREW**  
HEAD COACH

**770-350-2** **20th**  
OVERALL SEASON

THURSDAY, MAY 14, 2026

LEE UNIVERSITY VS DELTA STATE UNIVERSITY

PENSACOLA, FLA. | JIM SPOONER FIELD

NCAA DIVISION II SOUTH REGIONAL #1 - GAME 2

WATCH LIVE: [NCAA.COM](http://NCAA.COM)

LIVE STATS: [SIDEARM.STATS](http://SIDEARM.STATS)

LISTEN: [ESPN CLEVELAND 101.3](http://ESPN.CLEVELAND.101.3)

**GAME**  
**54**

Scan the selected QR code to access:



Game Day Program | Record Book



## DELTA STATE STATESMEN



**31-21** **20-13**  
OVERALL GSC

**RV** **RV**  
NCBWA DIVISION II POLL (MAY 13, 2026) ABCA DIVISION II POLL (MAY 12, 2026)

**RODNEY BATTS**  
HEAD COACH

**197-138** **7th**  
OVERALL SEASON

## 2026 SCHEDULE/RESULTS

**OVERALL RECORD:** **36-17**

**GSC:** 22-11

**NON-CONFERENCE:** 14-6

**HOME | AWAY | NEUTRAL:** 21-5 | 13-10 | 2-2

DATE	OPPONENT	RESULT
JAN 30	Emmanuel University (DH)	W, 4-3   W, 12-1 (7)
FEB 3	Lincoln Memorial University	W, 5-2
7	Tiffin University (DH)	W, 13-3 (7)   W, 8-3
8	Tiffin University	W, 5-4
13	* Delta State University	L, 3-4 (10)
14	* Delta State University (DH)	L, 3-9   L, 8-9
17	RV/#9 University of North Georgia	W, 6-3
20	* at The University of Alabama in Huntsville	W, 11-4
21	* at The University of Alabama in Huntsville (DH)	W, 16-9   W, 12-5
24	at Carson-Newman University	W, 9-2
27	* Auburn University at Montgomery	W, 16-6 (7)
28	* Auburn University at Montgomery (DH)	W, 14-4 (7); W, 5-1
MAR 3	at Lincoln Memorial University	L, 5-6 (10)
6	* at Union University (DH)	W, 13-3 (7); L, 0-4
7	* at Union University	L, 6-7
10	Carson-Newman University	L, 5-6
13	* at Mississippi College	L, 7-11
14	* at Mississippi College (DH)	L, 5-11; W, 11-7
18	at #24/#21 Young Harris College	L, 4-10
21	* Christian Brothers University	W, 12-10
22	* Christian Brothers University (DH)	W, 17-3 (7); W, 14-3
24	at Tusculum University	L, 9-12
27	* at University of Montevallo	L, 12-16 (10)
28	* at University of Montevallo (DH)	W, 21-3 (7); L, 15-16
31	at #17/#10 University of North Georgia	W, 8-6
APR 3	* at #12/#5 University of West Florida	W, 6-3
4	* at #12/#5 University of West Florida (DH)	W, 9-4; W, 3-1
7	Tusculum University	W, 11-1 (7)
10	* Valdosta State University	W, 8-2
11	* Valdosta State University (DH)	W, 11-5; W, 11-6
14	#19/#20 Young Harris College	W, 14-6
17	* #8/#4 University of West Alabama	W, 8-6
18	* #8/#4 University of West Alabama (DH)	L, 4-5 (11); W, 4-0
21	Middle Georgia State University	W, 9-7
24	* at Trevecca Nazarene University	W, 11-6
25	* at Trevecca Nazarene University (DH)	W, 8-5; L, 4-8
MAY 2	# vs. Delta State University	W, 9-6
3	# vs. Mississippi College	W, 13-12
4	# vs. RV/#25 University of West Florida	L, 1-2 (7)
4	# vs. Delta State University	L, 4-5
14	+ vs. Delta State University	6 PM
15	+ vs. #13/#9 Univ. of West Florida or Edward Waters	2/6 PM
21-23	NCAA DII South Super Regional (Campus Sites)	
29-6	! NCAA DII Championship (Cary, N.C.)	

**FLOCOLLEGE**  
All GSC Games and Lee home games are broadcast on FloCollege  
Subscription Required

## 2026 GSC STANDINGS (AS OF MAY 13)

SCHOOL	CONF.	CPCT.	HOME	AWAY	OVERALL	PCT.	HOME	AWAY	NEUTRAL	STREAK
WEST ALABAMA -X (1)	23-10	.697	13-5	10-5	34-15	.694	21-6	13-7	0-2	L2
LEE -X (2)	22-11	.667	11-4	11-7	36-17	.679	21-5	13-10	2-2	L2
MC -X (3)	21-12	.636	14-4	7-8	28-24	.538	21-8	7-14	0-2	L2
WEST FLORIDA -X (4)	21-12	.636	11-4	10-8	39-13	.750	20-4	15-9	4-0	W8
DELTA STATE -X (5)	20-13	.606	6-9	14-4	31-21	.596	9-10	18-9	4-2	L1
TREVECCA -X (6)	20-14	.588	11-7	9-7	33-21	.611	17-8	14-10	2-3	L2
MONTEVALLO -X (7)	19-15	.559	13-6	6-9	28-24	.538	20-8	8-15	0-1	L1
UAH -X (8)	16-17	.485	8-10	8-7	21-24	.467	10-14	10-7	1-3	L2
UNION	12-21	.364	5-10	7-11	21-27	.438	10-10	9-16	2-1	L2
VALDOSTA STATE	12-21	.364	10-5	2-16	18-32	.360	12-12	6-20	0-0	L3
CHRISTIAN BROTHERS	8-25	.242	6-9	2-16	13-34	.277	10-16	3-18	0-0	W2
AUM	6-27	.182	3-15	3-12	11-37	.229	8-20	3-17	0-0	L9

### LEE 2026 STAT LEADERS

RBI	Luke Collier	69
BAVG	Luke Collier	.411
RUNS	Luke Collier	71
WALKS	Collier/French	30
HR	Isaiah French	13
IP	Evan Bloomer	91.2
WINS	Evan Bloomer	9
ERA	Evan Bloomer	3.63
SO	Evan Bloomer	82

### ACTIVE STREAKS

LEE	Overall	DSU
L2	Overall	L1
W2	Home	L2
L1	Away	L1
L2	Neutral	L1
2-3	Last 5	3-2
6-4	Last 10	5-5

### DSU 2026 STAT LEADERS

RBI	Tucker Jones	63
BAVG	Tucker Jones	.364
RUNS	Austin Estes	49
WALKS	Cade Greer	40
HR	Lang/Jones	9
IP	Adrian Byrd	93.0
WINS	Adrian Byrd	8
ERA	Adrian Byrd	1.45
SO	Adrian Byrd	105

## GAME NOTES

## SITUATIONAL RECORDS

Situation	W	L
Home	21	5
Away	13	10
Neutral	2	2
vs Ranked	8	3
Game 1 of Series	10	3
Game 2 of Series	9	4
Game 3 of Series	8	4
Mid-Week	7	4
Decided by 1 Run	3	8
Decided by 2+ Runs	32	8
Score First	25	10
Opp Scores First	11	7
Scoring 0-2 Runs	0	2
Scoring 3-5 Runs	6	9
Scoring 6+ Runs	30	6
Allow 0-2 Runs	8	0
Allow 3-5 Runs	17	4
Allow 6+ Runs	11	13
Out-Hit Opp	30	5
Opp Out-Hits	5	10
Hits are Even	1	2

- LEE IN NCAA DII SOUTH REGIONAL: The Flames are making the program's fourth appearance and first since 2024. Lee holds a 6-6 record and have alternated wins and losses every year in the Regional. Lee also played in the South Regional in 2021 and 2022.
- LEE VS DSU IN DII SOUTH REGIONAL: Although the Flames and Statesmen have played five times in the GSC postseason, the teams are meeting in the South Regional for the first time.
- TRIPLE KING: Luke Collier has 17 career triples which is a Lee record and is tied for the GSC career triples mark.
- GONE STREAKING: Luke Collier has the longest current hit streak at 16 games, which is also the team's longest streak of the season. He has reached base safely in 33 straight games to tie Aiden McClary for Lee's longest streak this season.
- NEUTRAL-SITE GAMES: Lee is 2-2 in neutral games so far this season. The Flames were 0-2 in neutral-site contests last season (all in GSC Tournament). Since 2022, they are 11-11 in neutral-site games.
- 30+ WINS: For the fourth time in the last six seasons, the Flames have gone over 30 wins in a season. Lee's top win total during that stretch was 39 in 2024 when the Flames won the GSC Regular Season and finished second to Tampa in the South 2 Regional.
- SOUTH REGIONAL SITES: While DSU, Lee and Edward Waters are in Pensacola, the other half of the South Region Tournament is being held in Tampa, Florida. No. 2 seed Tampa is hosting No. 7 Trevecca, No. 6 West Alabama and No. 3 Rollins.
- LOOKING AHEAD: Tonight's winner advances to play the winner between West Florida and Edward Waters on Friday at 6 p.m. EDT. The loser plays the UWF-EWU loser at 2 p.m. on Friday.

## ABOUT THE SERIES

- SERIES RECORD: Lee trails 15-22 | H: 9-9 | A: 4-10 | N: 2-3
- FIRST MEETING: April 4, 2014 | Cleveland, Miss. | L, 0-9
- LATEST MEETING: May 4, 2026 | Oxford, Ala. | L, 4-5 | GSC Tournament
- SERIES STREAKS: Lee and DSU split the two meetings at the GSC Tournament last week. DSU had won seven straight since ending Lee's four-game win streak in the 2024 GSC Tournament. DSU won the first meeting in the series. Following a Lee win, DSU won two in a row and 10 of the next 15. Lee swept the 2021 regular-season series with DSU winning three of the next four.



**LEE UNIVERSITY FLAMES**

NO.	NAME	CL.	HT.	WT.	POS.	B/T	HOMETOWN/PREVIOUS SCHOOL
1	Cooper Isaacs	MINF	5-10	170	Jr.	R/R	Canton, Ga. / Cherokee HS
2	Dylan Van Meeteren	RHP	6-4	205	R-Jr.	R/R	Indio, Calif. / College of the Desert
3	JJ Williams	OF	6-0	200	Gr.	R/R	Franklin, Tenn. / Christ Presbyterian Acad.
6	Luke Collier	MINF	5-11	175	R-Jr.	R/R	Asheville, N.C. / Asheville Christian Acad.
7	Gage Shaver	LHP	6-2	185	Jr.	L/L	Rossville, Ga. / Southern Wesleyan Univ.
8	Landon Franklin	MINF	6-1	195	R-So.	R/R	Cleveland, Tenn. / Seminole State College of FL
9	Bryce Hawkins	RHP	6-0	225	Sr.	R/R	Cumming, Ga. / Mercer University
10	Alex Brew	LHP	6-0	180	R-Fr.	L/L	Cleveland, Tenn. / Bradley Central HS
12	Hayden Choate	LHP	6-3	205	R-Fr.	L/L	Chattanooga, Tenn. / McCallie School
13	Aiden McClary	INF	6-3	205	R-Jr.	L/R	Cleveland, Tenn. / Cleveland State CC
14	Braylon Hall	RHP	6-2	170	So.	R/R	Knoxville, Tenn. / Farragut HS
16	Casen Youngblood	1B	6-4	239	Fr.	R/R	Murfreesboro, Tenn. / Providence Christian Acad.
17	Colt McKibben	LHP	6-2	175	Sr.	L/L	Cartersville, Ga. / Cartersville HS
18	Isaiah French	C	6-0	200	Jr.	R/R	Maryville, Tenn. / Maryville HS
19	Nate Dunfee	OF	5-9	140	Jr.	L/L	Ringgold, Ga. / Cleveland State CC
20	Cal Goss	RHP	6-2	185	R-So.	R/R	Cartersville, Ga. / Cartersville HS
21	Tripp Cook	OF	6-2	190	Fr.	R/R	Anderson, S.C. / Crescent HS
22	Tyler Pickens	RHP	6-5	220	Jr.	R/R	Oak Ridge, Tenn. / Cleveland State CC
23	Robert Hicks	1B/3B	6-2	230	Fr.	R/R	Mableton, Ga. / Riverwood International Charter
24	Keilin Sanders	INF/OF	5-8	170	R-Fr.	R/R	Toccoa, Ga. / Franklin County HS
25	Cody Turner	OF/LHP	6-2	208	R-Jr.	L/L	Palmdale, Calif. / Antelope Valley College
26	Landon Nease	RHP	6-0	190	R-Jr.	R/R	Buford, Ga. / USC Sumter
28	Braden Gabel	MINF	5-8	160	So.	R/R	Kennesaw, Ga. / Mount Paran Christian School
29	Nate Caraballo	C/1B	6-0	185	R-Jr.	R/R	Imperial, Mo. / Lake Land College
30	Coates Massey	RHP	6-2	210	R-Jr.	R/R	Fortson, Ga. / Columbus State University
31	Mason Bratcher	RHP	6-1	180	Fr.	R/R	Tullahoma, Tenn. / Tullahoma HS
35	Ryan Valdes	OF	5-10	185	So.	R/R	Miami, Fla. / G. Holmes Braddock HS
37	Cason Engert	RHP	6-3	210	Jr.	R/R	Cumming, Ga. / East Tennessee State Univ.
38	Landon Ward	C	5-7	165	R-Fr.	R/R	Gallatin, Tenn. / Gallatin HS
39	Adam Hernandez	INF	5-7	180	Fr.	R/R	Miami, Fla. / G. Holmes Braddock HS
40	Evan Bloomer	RHP	6-5	215	So.	R/R	Collierville, Tenn. / First Assembly Christian School
41	Theo Ostrowski	C	6-2	225	Fr.	L/R	Essex, Mass. / Covenant Christian Acad.
42	Noah Briggs	INF	6-2	190	Fr.	R/R	Thompson's Station, Tenn. / Knights Acad.
44	Luke Treece	C	6-0	210	Fr.	R/R	Coalfield, Tenn. / Coalfield HS
45	Zachary Lawson	RHP	6-3	225	Jr.	R/R	Smyrna, Tenn. / Stewarts Creek HS
46	Zach Tierney	LHP	6-3	205	R-Fr.	L/L	South Pittsburg, Tenn. / South Pittsburg HS
48	Will Chladny	RHP	6-4	205	Fr.	R/R	Thompson's Station, Tenn. / Summit HS

**DELTA STATE UNIVERSITY STATESMEN**

NO.	NAME	CL.	HT.	WT.	POS.	B/T	HOMETOWN / PREVIOUS SCHOOL
1	Tucker Jones	Jr.	6-0	175	OF	R/R	Brandon, Miss. / Copiah-Lincoln CC
2	Landon Holliman	Jr.	5-10	170	INF	R/R	Hattiesburg, Miss. / Mississippi Gulf Coast CC
3	Jacob Hill	Sr.	5-10	165	INF	R/R	Byhalia, Miss. / Northwest Mississippi CC
4	Brock Ware	Jr.	6-2	190	RHP	L/R	Batesville, Miss. / Itawamba CC
5	Cooper Walls	R-Fr.	5-10	180	INF	R/R	McCalla, Ala. / McAdory HS
6	Drew Prosek	Jr.	5-11	205	INF	L/R	Senatobia, Miss. / Gulf Coast State College
7	Tyler Otts	Sr.	5-9	170	OF	L/L	Summit, Miss. / Southwest Mississippi CC
8	Levi Lang	Jr.	6-2	205	INF	R/R	Judsonia, Ark. / Northwest Mississippi CC
9	Aidan McCrady	So.	5-10	175	RHP	R/R	Eads, Tenn. / Briarcrest HS
10	Peyton Badon	Gr.	5-10	185	OF/INF	R/R	Summit, Miss. / North Pike Senior HS
11	Austin Estes	R-Jr.	5-8	185	OF	R/R	Piedmont, Ala. / Piedmont HS
12	Austin Batts	Jr.	6-0	190	C	L/R	Cleveland, Miss. / Northwest Mississippi CC
13	Jacob Palazzo	Jr.	6-0	205	OF	R/R	Gulfport, Miss. / Mississippi Gulf Coast CC
14	Cael Allen	Fr.	6-3	210	3B	R/R	Collierville, Tenn. / Collierville HS
16	Henley Parker	Jr.	5-9	175	INF	R/R	Jackson, Mo. / Jefferson College
17	Bo Rock	Sr.	6-1	215	INF	L/R	Amory, Miss. / Itawamba CC
18	Ryan Herbison	Sr.	6-2	200	RHP	R/R	Flowood, Miss. / Hinds CC
19	Brian O'Connell III	Jr.	5-11	205	C	R/R	Greensboro, N.C. / The University of Tampa
20	Stone Collier	R-Jr.	6-1	205	C	R/R	Fulton, Miss. / Itawamba CC
21	Brady Hendrix	Jr.	6-0	200	UTL	L/R	Spring Hill, Tenn. / Columbia State CC
24	Cade Greer	Sr.	6-0	190	OF	R/R	Lewisburg, Miss. / University of Memphis
25	Blake King	Sr.	6-2	190	RHP	R/R	Petal, Miss. / UAB
26	Cole Thompson	Sr.	6-1	185	OF	R/R	West Monroe, La. / Hinds CC
27	Walker Maranto	Jr.	6-0	200	INF	R/R	Amory, Miss. / Northwest Mississippi CC
28	Cade Mattison	R-Jr.	6-3	185	RHP	R/R	Hattiesburg, Miss. / University of Memphis
29	Clay Mitchell	R-Fr.	6-1	210	INF	R/R	Abita Springs, La. / Fountainebleau HS
30	Jackson Mayer	R-Jr.	5-10	195	LHP	L/L	Myrtle, Miss. / Northeast Mississippi CC
31	Alex McHale	Jr.	6-1	170	RHP	R/R	Mahomet, Ill. / Parkland College
32	Mason Shropshire	Sr.	6-1	190	RHP	R/R	Memphis, Tenn. / Univ. of Tennessee at Martin
34	Hayden Dodson	Jr.	5-9	180	RHP	R/R	New Hope, Miss. / East Central CC
35	Gavin McCoy	Jr.	6-3	215	RHP	R/R	Saltillo, Miss. / Northwest Mississippi CC
36	Lucas Winburn	Jr.	6-5	225	RHP	R/R	Sycamore, Ill. / Kaskaskia College
37	Adrian Byrd	Sr.	6-0	205	LHP	L/L	Wiggins, Miss. / Louisiana Monroe
38	Will Tamplain	R-Fr.	5-11	205	C	R/R	Ponchatoula, La. / Mandeville HS
39	Corbin Gillentine	Jr.	5-11	200	RHP	R/R	Amory, Miss. / Meridian CC
40	Colby Lafayette	R-Jr.	6-4	215	RHP	R/R	Water Valley, Miss. / Mississippi Delta CC
41	Eli Akins	R-Jr.	6-6	225	RHP	R/R	Ripley, Miss. / Itawamba Community College
42	Nash Koczka	Sr.	6-1	199	RHP	R/R	Nesbit, Miss. / Williams Baptist University
43	Braden Richardson	Jr.	5-10	205	RHP/OF	R/R	Stonewall, La. / Hinds CC
44	Dawson Muenzenmay	Jr.	6-1	200	RHP	R/R	Brandon, Miss. / Hinds CC
45	Carson Homitz	Fr.	6-2	175	RHP	R/R	Apopka, Fla. / Lake Brantley HS



**MARK BREW**  
**Head Coach | #5**  
 Overall Record: 770-350-2  
 Lee Record: 770-350-2 | 20<sup>th</sup> Season

**JORGE SAEZ**  
**Associate Head Coach | #48**

**MICAH KACZOR**  
**Assistant Coach | #11**

**THOMAS ZAZZARO**  
**Assistant Coach | #40**

**BRANDON DANIELS**  
**Assistant Coach | #15**



**RODNEY BATTS**  
**Head Coach**  
 Overall Record: 197-138  
 DSU Record: 197-138 | 7<sup>th</sup> Season

**ANDY RINCKER**  
**LUKE STANLEY**  
**Assistant Coaches**

**PARKER KAUFFMANN**  
**CHRISTIAN CLAYSON**  
**JAYDEN KINKOPF**  
**Graduate Assistants**





NATIONAL COLLEGIATE BASEBALL WRITERS OF AMERICA (NCBWA) TOP 25 POLL | May 13, 2026

Table with 5 columns: #, SCHOOL, W-L, PTS., PREV. Lists top 25 schools including Colorado Mesa, North Greenville, Pittsburg State, Point Loma, West Florida, Grand Valley State, Catawba, Tampa, UT Tyler, Rogers State, West Chester, Cal State Monterey Bay, Wingate, Rollins, Central Missouri, Angelo State, Bentley, Francis Marion, Millersville, Illinois Springfield, North Georgia, St. Mary's, Molloy, Wayne State (Mich.), and Seton Hill.

RV: Southern New Hampshire (40-12) 27 points; Northwest Missouri (36-16) 23 points; Young Harris (39-16) 21 points; Delta State (31-21) 17 points; Cal Poly Pomona (30-23) 15 points; MSU Denver (38-16) 12 points; Belmont Abbey (38-14) 9 points; Missouri S&T (34-18) 6 points; Northwest Nazarene (38-16) 4 points; Lee (36-17) 1 point; Wilmington (39-15) 1 point.

AMERICAN BASEBALL COACHES ASSOCIATION (ABCA) TOP 30 POLL | May 12, 2026

Table with 5 columns: #, SCHOOL, W-L, PTS., PREV. Lists top 30 schools including Colorado Mesa, Tampa (Fla.), Pittsburg State (Kan.), North Greenville (S.C.), Catawba (N.C.), Texas-Tyler, Grand Valley State (Mich.), Point Loma (Calif.), West Florida, Bentley (Mass.), Rollins (Fla.), West Chester (Pa.), Seton Hill (Pa.), North Georgia, Francis Marion (S.C.), Angelo State (Texas), Augustana (S.D.), Rogers State (Okla.), Minnesota State Mankato, Cal State Monterey Bay, Wingate (N.C.), Young Harris (Ga.), Lee (Tenn.), Molloy (N.Y.), Southern New Hampshire, Belmont Abbey (N.C.), West Alabama, Lenoir-Rhyne (N.C.), Northwest Missouri State, Wayne State University (Mich.), and Central Missouri.

RV: St. Mary's (Texas), Northwest Nazarene (Idaho), Missouri S&T, MSU Denver (Colo.), Millersville (Pa.), USC Aiken, Wilmington (Del.), Cal Poly Pomona, East Stroudsburg (Pa.), University of Mary (N.D.), Emporia State (Kan.), Cal State San Marcos, Arkansas Tech, Missouri Southern State, Delta State (Miss.), Lander (S.C.), Illinois-Springfield, Indianapolis (Ind.), Goldey-Beacom (Del.).

GULF SOUTH CONFERENCE WEEKLY HONORS

PLAYER OF THE WEEK

Table listing Player of the Week for various weeks: Zach Stokes, UWF (Feb. 3); Rashad Robinson, UWA (Feb. 10); Elijah Ramsey, UU (Feb. 17); Jack Fitzgerald, UM (Feb. 24); Cody Turner, Lee (Mar. 3); Alex Johnson, MC (Mar. 10); Cade Martin, TNU (Mar. 17); Cody Turner, Lee (Mar. 24); Tucker Jones, DSU (Mar. 31); Luke Collier, Lee (Apr. 7); Luke Collier, Lee (Apr. 14); Tanner Taylor, UWF (Apr. 21); Cody Turner, Lee (Apr. 28).

PITCHER OF THE WEEK

Table listing Pitcher of the Week for various weeks: Eli Roberts, UWF (Feb. 3); Jonah Smithson, TNU (Feb. 10); Zach Wyatt, UM (Feb. 17); Adrian Byrd, DSU (Feb. 24); Baker Green, UWA (Mar. 3); Baker Green, UWA (Mar. 10); Ryan Sweeney, TNU (Mar. 17); Zach Wyatt, UM (Mar. 24); Cooper Cooksey, MC (Mar. 31); Zach Wyatt, UM (Apr. 7); Evan Bloomer, Lee (Apr. 14); Adrian Byrd, DSU (Apr. 21); Lane Evans, UU (Apr. 28).

FRESHMAN OF THE WEEK

Table listing Freshman of the Week for various weeks: Mason Woolever, UM (Feb. 3); Rylan Moses, TNU (Feb. 10); Blake Westry, UM (Feb. 17); Tucker Ricks, UWF (Feb. 24); Will Langston, MC (Mar. 3); Rylan Moses, TNU (Mar. 10); Tucker Ricks, UWF (Mar. 17); Luke Holbrook, UM (Mar. 24); Tucker Ricks, UWF (Mar. 31); Will Langston, MC (Apr. 7); Seth Staggs, UAH (Apr. 14); Casen Youngblood, Lee (Apr. 21); Joel Chandler, UM (Apr. 28).

2026 NCAA DII SOUTH REGIONAL SCHEDULE

SOUTH REGIONAL #1 (PENSACOLA, FLA.)

THURSDAY, MAY 14

Game 1 • 1:00 PM CT | No. 1 West Florida vs. No. 8 Edward Waters
Game 2 • 5:00 PM CT | No. 4 Delta State vs. No. 5 Lee

FRIDAY, MAY 15

Game 3 • 1:00 PM CT | Loser Game 1 vs. Loser Game 2
Game 4 • 5:00 PM CT | Winner Game 1 vs. Winner Game 2

SATURDAY, MAY 16

Game 5 • 1:00 PM CT | Loser Game 4 vs. Winner Game 3
Game 6 • 5:00 PM CT | Winner Game 4 vs. Winner Game 5

SUNDAY, MAY 17 (IF NECESSARY)

Game 7 • 1:00 PM CT | Winner Game 4 vs. Winner Game 5

SOUTH REGIONAL #2 (TAMPA, FLA.)

THURSDAY, MAY 14

Game 1 • 1:00 PM ET | No. 2 West Florida vs. No. 7 Trevecca Nazarene
Game 2 • 5:00 PM ET | No. 3 Rollins vs. No. 6 West Alabama

FRIDAY, MAY 15


Game 3 • 1:00 PM ET | Loser Game 1 vs. Loser Game 2
Game 4 • 5:00 PM ET | Winner Game 1 vs. Winner Game 2

SATURDAY, MAY 16

Game 5 • 1:00 PM ET | Loser Game 4 vs. Winner Game 3
Game 6 • 5:00 PM ET | Winner Game 4 vs. Winner Game 5

SUNDAY, MAY 17 (IF NECESSARY)

Game 7 • 1:00 PM ET | Winner Game 4 vs. Winner Game 5





# MARK BREW | HEAD COACH

» Alma Mater: Trevecca Nazarene, 1994  
 » Hometown: Smyrna, TN  
 » Family: **Wife:** Rachel  
 » Children: Elise and Alex

## CAREER NUMBERS TO KNOW

**770**

In his 20<sup>th</sup> season as a head coach, Mark Brew has collected 770 victories, all at Lee.

**18**

Coach Brew has posted 18 winning seasons in 20 years as a head coach. His overall career win percentage is .687 (770-350-21)

**4**

4 different teams have qualified for the NCAA DII National Tournaments (2021, 2022, 2024, 2026). Lee has posted a 6-6 record.

**216**

Lee has won 216 regular-season GSC games under coach Mark Brew. His GSC record now stands at 216-156-1 (.580).

**7**

Consecutive NAIA World Series appearances (2007-2013). Finished in top four in final six, including two second-place performances.

## @LEEUBASEBALL MILESTONES

**1**

Defeated Freed-Hardeman, 6-5, for his first victory at Lee on February 3, 2007.

**2**

Highest seeding in the NCAA South Region. The Flames were the No. 2 seed when Lee qualified for the 2021 NCAA tournament.

**33+**

Players that were drafted/signed MLB contracts while Brew was Head Coach and Assistant Coach for the Flames.

**500**

Defeated Shorter University, 8-1, on March 18, 2017, to post his 500<sup>th</sup> career coaching victory.

**700**

Defeated Tusculum University 10-5 on April 10, 2024, to record his 700<sup>th</sup> coaching victory.



HEAD COACH | 20<sup>TH</sup> SEASON @ LEE

## YEAR-BY-YEAR RECORD

YEAR	SCHOOL	RECORD	PCT
2007	Lee	51-15	0.773
2008	Lee	63-10	0.863
2009	Lee	53-14	0.791
2010	Lee	52-13	0.800
2011	Lee	51-14	0.785
2012	Lee	56-11-1	0.831
2013	Lee	51-12	0.810
2014	Lee	37-19	0.638
2015	Lee	39-19-1	0.669
2016	Lee	30-18	0.625
2017	Lee	27-23	0.540
2018	Lee	27-26	0.509
2019	Lee	23-26	0.469
2020*	Lee	14-9	0.609
2021	Lee	36-11	0.766
2022	Lee	33-24	0.579
2023	Lee	28-25	0.528
2024	Lee	39-18	0.684
2025	Lee	24-26	0.480
2026	Lee	36-17	0.679
Overall		770-350-2	0.687
	Lee	770-350-2	0.687

## LEE UNIVERSITY IN GSC CHAMPIONSHIP

<b>2016</b>		<b>2024</b>	
at West Florida	L, 7-11	vs. West Georgia	W, 10-2
vs. Alabama Huntsville	L, 9-10	vs. Valdosta State	L, 0-10 (7)
		vs. Delta State	L, 3-5
<b>2018</b>		<b>2025</b>	
vs. Montevallo	W, 10-4	vs. Valdosta State	L, 4-6
vs. West Florida	W, 7-0	vs. Trevecca Nazarene	L, 2-4
vs. West Georgia	L, 3-8		
vs. Mississippi College (Final)	L, 6-7	<b>2026</b>	
		vs. Delta State	W, 9-6
<b>2021</b>		vs. Mississippi College	W, 13-12
vs. Auburn Montgomery	W, 8-3	vs. West Florida	L, 1-12 (7)
vs. Delta State	L, 2-13	vs. Delta State	L, 4-5
vs. Valdosta State	W, 13-7		
vs. West Florida	L, 7-10		
<b>2022</b>			
vs. Auburn Montgomery	W, 9-1		
vs. Delta State	W, 9-3		
vs. Alabama Huntsville	W, 8-5		
vs. Shorter	L, 1-11 (7 inn.)		
vs. Shorter (Final)	W, 19-8		
<b>2023</b>			
vs. Montevallo	W, 10-2		
vs. Shorter	W, 11-6		
vs. Valdosta State	L, 9-13		
vs. West Florida	L, 2-11		

## LEE UNIVERSITY IN NCAA TOURNAMENT

<b>2021 (#2 Seed in Pensacola, Fla.)</b>	
vs. Alabama Huntsville	W, 4-1
vs. Tampa	L, 7-12
vs. Alabama Huntsville	W, 10-4
at West Florida	L, 0-7
<b>2022 (#7 Seed in St. Leo, Fla.)</b>	
at Saint Leo	W, 17-7
vs. Rollins	L, 1-15
at Saint Leo	W, 9-5
vs. Rollins	L, 3-7
<b>2024 (#4 Seed in Tampa, Fla.)</b>	
vs. Auburn Montgomery	W, 24-7
at Tampa	L, 1-13
vs. Auburn Montgomery	W, 8-7
at Tampa	L, 3-16
<b>2026 (#5 Seed in Pensacola, Fla.)</b>	
vs. Delta State	



**FLAMES QUICK FACTS**

**LEE UNIVERSITY**

Location .....	Cleveland, Tenn.
Phone Number .....	423-614-8000
Founded .....	1918
Enrollment .....	3,820
Nickname .....	Lady Flames/Flames
Colors .....	Maroon & White
Mascot .....	Valor
Affiliation .....	NCAA Division II
Conference .....	Gulf South (GSC)
President .....	Dr. Phil Cook
Chancellor .....	Dr. Charles Paul Conn
Athletic Director .....	John Maupin
Deputy AD/Senior Woman Administrator .....	Jessica McIntyre
Associate AD (Internal Operations) .....	Marty Rowe
Assistant AD for Student-Athlete Wellness .....	Breanne Crittenden
Director of Facilities and Game Operations .....	Mark Brew
Compliance Coordinator .....	Silvia Beauzile
Faculty Athletics Representative .....	Dr. Jason Robinson
Athletics Office Coordinator .....	Tena Walker
Assistant for Athletic Operations/SAAC Administrator .....	Kayla Louie
Director of Student-Athlete Welfare and Athletics Counseling .....	Hannah Manning
Team Physician .....	Dr. DeWayne Knight
Team Physician .....	Dr. Jason Spangler
Head Athletic Trainer .....	Daniel Heinbaugh
Sports Medicine Coordinator .....	Breanne Crittenden
Director of Sports Performance .....	Will Atkinson
Assistant Director of Athletic Performance .....	Lindsay Jones

**BASEBALL HISTORY**

Inaugural Season .....	N/A, Reinstated in 1996
All-Time Record (since 1996) .....	1127-588-2
All-Time GSC Record .....	216-156-1
GSC Regular Season Championships .....	2 (2024, 2021)
GSC Tournament Appearances/Last .....	8/2026
Record .....	13-15
GSC Tournament Championships .....	1 (2022)
NCAA DII Championship Appearances/Last .....	4/2026
Record .....	6-6
NCAA DII South Region Championships .....	0

**BASEBALL STAFF**

Head Coach .....	#5 Mark Brew (Trevecca Nazarene, 1994)
Lee Record .....	770-350-2
Career Record .....	770-350-2
GSC Record .....	216-156-1
Associate Head Coach/Recruiting Coordinator .....	#48 Jorge Saez
Assistant Coach/Pitching Coach .....	#11 Micah Kaczor
Assistant Coach .....	#40 Thomas Zazzaro
Assistant Coach .....	#15 Brandon Daniels
Baseball Data and Analytics .....	Mercedes Davis, Alyx Dill
Athletic Trainer .....	Dan Heinbaugh

**MEDIA INFORMATION**

Athletic Communications Coordinator .....	Philip Tang
Office Phone .....	423-614-3782
Email .....	ptang@leeuniversity.edu
Director of Broadcasting/Senior Writer .....	George Starr
Email .....	gstarr@leeuniversity.edu
Athletic Creative Content Director .....	Jonathan Murray
Email .....	jmurray@leeuniversity.edu
Athletic Communications Assistant/Baseball Contact .....	Tom Chatfield
Email .....	tchatfield@leeuniversity.edu
Athletic Communications Assistant .....	Adam Belford
Email .....	abelford@leeuniversity.edu

**LEE UNIVERSITY'S RECORD**

.....	<b>2026</b>
Overall .....	36-17
Home .....	21-5
Away .....	13-10
Neutral .....	2-2
GSC Games .....	22-11
GSC Home .....	11-4
GSC Away .....	11-7
Game 1 of Series .....	10-3
Game 2 of Series .....	9-4
Game 3 of Series .....	8-4
Weekend Series W-L Overall .....	9-4
Weekend Series W-L Home .....	6-1
Weekend Series W-L Away .....	3-3
Weekend Series Sweeps Overall .....	7-1
Weekend Series Sweeps Home .....	5-1
Weekend Series Sweeps Away .....	2-0
vs Ranked .....	8-3
Mid-Week Games .....	7-4
1-Run Games .....	3-8
2-Run Games .....	5-0
3-Run Games .....	4-1
4-Run Games .....	3-4
5+Run Games .....	21-4
Extra Innings .....	0-4
Shutouts .....	1-1
Lee Scores First .....	25-10
Opponent Scores First .....	11-7
Lee Scores 0-2 Runs .....	0-2
Lee Scores 3-5 Runs .....	6-9
Lee Scores 6-9 Runs .....	11-4
Lee Scores 10+ Runs .....	19-2
Opponent Scores 0-2 Runs .....	8-0
Opponent Scores 3-5 Runs .....	17-4
Opponent Scores 6-9 Runs .....	9-6
Opponent Scores 10+ Runs .....	2-7
Lee Out-Hits Opponent .....	30-6
Lee Out-Hit By Opponent .....	5-10
Hits Are Even .....	1-2
After 6 Leading .....	33-5
Trailing .....	1-10
Tied .....	2-2
After 7 Leading .....	33-2
Trailing .....	3-14
Tied .....	0-1
After 8 Leading .....	19-2
Trailing .....	0-9
Tied .....	2-1
Lee Hits 0 Home Runs .....	11-6
1 Home Run .....	8-8
2+ Home Runs .....	17-3
Opponent Hit 0 Home Runs .....	20-10
1 Home Run .....	14-4
2+ Home Runs .....	2-3
Lee Made 0 Errors .....	15-2
1 Error .....	13-5
2+ Errors .....	8-10
Opponent Made 0 Errors .....	7-9
1 Error .....	10-4
2+ Errors .....	19-4



**THE LAST TIME A LEE TEAM...**

<b>EVENT</b>	<b>STAT</b>	<b>OPPONENT</b>	<b>DATE</b>	<b>SITE</b>
Defeated a No. 1 Ranked Team	W, 2-0	#1 Tampa	April 9, 2022 (2)	Larry Carpenter Stadium
Defeated a Top 5 Team	W, 4-0	#4 West Alabama	April 18, 2026 (2)	Larry Carpenter Stadium
Defeated a Top 10 Team	W, 8-6	#17/#10 North Georgia	March 31, 2026	Dahlonega, Ga.
Defeated a Ranked Team	W, 14-6	#19/#20 Young Harris	April 14, 2026	Larry Carpenter Stadium
Played 12-15 Innings	13 (L, 7-8)	Shorter University	April 9, 2021	Larry Carpenter Stadium
Played 16+ Innings	16 (L, 4-5)	North Alabama	March 3, 2018	Larry Carpenter Stadium
Scored 10-15 Runs	W, 13-12	Mississippi College (GSC Tournament)	May 3, 2026	Oxford, Ala.
Scored 15-19 Runs	W, 17-3 (7)	Christian Brothers	March 21, 2026 (1)	Larry Carpenter Stadium
Scored 20+ Runs	W, 21-3 (7)	Montevallo	March 28, 2026 (1)	Montevallo, Ala.
Scored 10 or more Runs in a Loss	L, 15-16	Montevallo	March 28, 2026 (2)	Montevallo, Ala.
Scored 10 or more Runs in an Inning	10, 1st inning (W, 21-3, 7 inn.)	Montevallo	March 28, 2026 (1)	Montevallo, Ala.
Hit Four Home Runs	4	Montevallo	March 28, 2026 (2)	Montevallo, Ala.
Hit Five Home Runs	5	Alabama Huntsville	February 21, 2026 (1)	Huntsville, Ala.
Hit Six or more Home Runs	7	Auburn Montgomery	May 16, 2024	Tampa, Fla.
Stole Five Bases	5	/RV West Florida	April 5, 2025 (2)	Larry Carpenter Stadium
Stole over Five Bases	6	Trevecca	April 24, 2026	Nashville, Tenn.
Walked 10-14 Times	14	Hillsdale College	February 7, 2025	Larry Carpenter Stadium
Walked 15+ Times	15	Shorter University	February 16, 2024	Rome, Ga.
Had Five or more Hit Batters	7	Mars Hill	February 9, 2024	Larry Carpenter Stadium
Had a Walk-off Hit	W, 9-8 (RBI Single)	Trevecca	April 26, 2025 (2)	Larry Carpenter Stadium
Had a Walk-off Home Run	W, 7-6 (2-run Home Run)	Montevallo	April 7, 2023 (2)	Larry Carpenter Stadium
Had a Walk-off Walk	W, 5-4	Tiffin University	February 8, 2026	Larry Carpenter Stadium
Had a Walk-off Wild Pitch	W, 3-2 (9 inn.)	/RV West Florida	April 5, 2025 (1)	Larry Carpenter Stadium
Had a Walk-off Hit by Pitch	W, 4-3	Emmanuel (Ga.)	January 30, 2026 (1)	Larry Carpenter Stadium
Had a Walk-off by Sac Fly	W, 6-5 (8 inn.)	West Florida	April 30, 2022 (2)	Larry Carpenter Stadium
Struck Out 10 Times	10	Lincoln Memorial	March 4, 2026	Harrogate, Tenn.
Struck Out 11-14 Times	12	Trevecca	April 24, 2026	Nashville, Tenn.
Struck Out 15 or more Times	16	Delta State	February 13, 2026	Larry Carpenter Stadium
Left 15 or more On Base	16	Christian Brothers	March 24, 2024	Larry Carpenter Stadium
Limited to One Hit	1 (7 inn.)	West Alabama	March 18, 2023 (2)	Livingston, Ala.
Was Shut Out	L, 0-4	Union University	March 6, 2026 (2)	Jackson, Tenn.
Pitched a Perfect Game	Matthew Gilson (5 inn.)	Union (Ky.)	February 18, 2002 (1)	Larry Carpenter Stadium
Pitched a No-Hitter	Jumpei Akanuma (7 inn.)	West Alabama	February 24, 2018	Larry Carpenter Stadium
Pitched 10-14 Strikeouts	14	Mississippi College (GSC Tournament)	May 3, 2026	Oxford, Ala.
Pitched 15 or more Strikeouts	14	Mars Hill	February 11, 2023 (1)	Larry Carpenter Stadium
Walked 10 or more Batters	10	#8/#4 West Alabama	April 18, 2026 (1)	Larry Carpenter Stadium
Allowed 20 or more Runs	21	North Georgia	April 16, 2024	Dahlonega, Ga.
Allowed 15-19 Runs	16	Montevallo	March 28, 2026 (2)	Montevallo, Ala.
Allowed 20 or more Hits	22	Bellarmine	March 5, 2019 (2)	Larry Carpenter Stadium
Allowed 15-19 Hits	17	RV/#25 West Florida (GSC Tournament)	May 4, 2026	Oxford, Ala.
Allowed Four or more Home Runs	4	Mississippi College	March 13, 2026	Clinton, Miss.
Recorded a Shutout	W, 4-0	#8/#4 West Alabama	April 18, 2026 (1)	Larry Carpenter Stadium
Recorded a One-Hit Shutout	W, 2-0	West Florida	April 27, 2024 (2)	Pensacola, Fla.
Recorded a Shutout at Home	W, 4-0	#8/#4 West Alabama	April 18, 2026 (1)	Larry Carpenter Stadium
Recorded a Shutout on the Road	W, 2-0	#25/#19 Carson-Newman	March 11, 2025	Jefferson City, Tenn.
Recorded a Shutout in a GSC Game	W, 4-0	#8/#4 West Alabama	April 18, 2026 (1)	Larry Carpenter Stadium
Recorded a Shutout in a GSC Tournament Game	W, 7-0	West Florida	May 7, 2018	Cleveland, Miss.
Allowed a Walk-off Hit	L, 15-16 (9 inn.)	Montevallo	March 28, 2026 (2)	Montevallo, Ala.
Allowed a Walk-off Home Run	L, 12-16 (10 inn.) (Grand Slam)	Montevallo	March 27, 2026	Montevallo, Ala.
Allowed a Walk-off Walk	L, 1-2 (12 inn.)	West Florida	March 28 2015 (1)	Pensacola, Fla.
Allowed a Walk-off Wild Pitch	L, 3-4 (10 inn.)	West Alabama	April 2, 2017	Livingston, Ala.
Allowed a Walk-Off Hit by Pitch	L, 5-6 (7 inn.)	Delta State	March 13, 2022 (2)	Cleveland, Miss.
Allowed a Walk-Off Fielder's Choice	L, 7-8 (7 inn.)	Valdosta State	April 12, 2025 (2)	Valdosta, Ga.




**THE LAST TIME A LEE PLAYER...**

EVENT	PLAYER	STAT	OPPONENT	DATE	SITE
Led off a Road Game with Home Run	JJ Williams		Valdosta State	April 12, 2025 (2)	Valdosta, Ga.
<b>Hit Two Home Runs</b>	<b>Cody Turner</b>	<b>Solo, 3-run</b>	<b>Trevecca</b>	<b>April 24, 2026</b>	<b>Nashville, Tenn.</b>
Hit Three Home Runs	Cam Suto	2 2-run, Solo	Auburn Montgomery	May 16, 2024	Tampa, Fla.
Hit Four Home Runs	Has Never Happened				
<b>Hit Home Run in Consecutive Games</b>	<b>Nate Caraballo</b>	<b>2</b>	<b>Trevecca</b>	<b>April 25, 2026</b>	<b>Nashville, Tenn.</b>
Hit Home Run in Three Straight Games	JJ Williams	3	vs. AUM/at Tampa/Emmanuel	May 18, 2024/Feb. 1, 2025	Tampa, Fla./Carpenter Stadium
<b>Hit Home Run in Both Games of a DH</b>	<b>Nate Caraballo</b>	<b>2</b>	<b>Trevecca</b>	<b>April 25, 2026</b>	<b>Nashville, Tenn.</b>
Hit 2 Home Runs In Both Games of DH	Cam Suto	4	Christian Brothers	March 23, 2024	Larry Carpenter Stadium
<b>Hit a Grand Slam</b>	<b>Luke Collier</b>	<b>Grand Slam</b>	<b>Mississippi College (GSC Tournament)</b>	<b>May 2, 2026</b>	<b>Oxford, Ala.</b>
Hit Two Grand Slams	Has Never Happened				
Hit for the Cycle	Not This Year				
Hit a Walk-off Hit	Luke Collier	RBI Single	Trevecca	April 26, 2025 (2)	Larry Carpenter Stadium
Hit a Walk-off Home Run	Malachi Cloud	2-run Home Run	Montevallo	April 7, 2023 (2)	Larry Carpenter Stadium
Hit a Walk-off Grand Slam	Not This Year				
<b>Had Five or more Hits</b>	<b>Cody Turner</b>	<b>5</b>	<b>Christian Brothers</b>	<b>March 20, 2026</b>	<b>Larry Carpenter Stadium</b>
Had Seven RBI	Ryan Beamish	7	West Georgia	March 26, 2021 (1)	Carrollton, Ga.
Had Eight RBI	Julian Alvarez	8	Southern Polytechnic State	March 30, 2009	Marietta, Ga.
Had over Eight RBI	Cam Suto	9	Christian Brothers	March 23, 2024 (2)	Larry Carpenter Stadium
Had Two Triples	Not This Year				
Had over Two Triples	Lance Zawadzki	3	Covenant College	April 10, 2007	Larry Carpenter Stadium
Had Three Doubles	Brandon Daniels	3	Christian Brothers	March 23, 2024 (2)	Larry Carpenter Stadium
Had over Three Doubles	Not This Year				
<b>Stole Three Bases</b>	<b>Aiden McClary</b>	<b>3</b>	<b>Union University</b>	<b>March 8, 2026</b>	<b>Jackson, Tenn.</b>
Stole Four Bases	Malachi Cloud	4	Alabama Huntsville	February 19, 2023	Huntsville, Ala.
Stole over Four Bases	Johnny Page	5	Bethel College	March 21, 1997	McKenzie, Tenn.
<b>Stole Home</b>	<b>Braden Gabel</b>	<b>2nd Inning</b>	<b>Middle Georgia</b>	<b>April 21, 2026</b>	<b>Larry Carpenter Stadium</b>
Scored Six Runs	JJ Williams	6	Tusculum University	March 25, 2025	Greenville, Tenn.
Had 10+ Total Bases	JJ Williams	11	Tusculum University	March 25, 2025	Greenville, Tenn.
Drew Four+ Walks	Jared Demkowicz	4	Auburn Montgomery	May 6, 2022	Oxford, Ala.
Hit By Pitch Three or more Times	Josiah Miller	3	North Greenville	February 25, 2025	Tigerville, S.C.
Struck Out Four Times	Tucker Platt	4	Christian Brothers	March 21, 2025	Memphis, Tenn.
<b>Hit in 15-19 Straight Games</b>	<b>Luke Collier</b>	<b>16</b>		<b>March 10, 2026-April 4, 2026 (1); April 7, 2026-Current</b>	
Hit in 20 or more Straight Games	Ben Holland	22		March 6, 2016-April 16, 2016	
	Trenton Hill	20		March 9, 2016-April 16, 2016	
<b>Reached Base in 30-34 Straight Games</b>	<b>Luke Collier</b>	<b>33</b>		<b>March 8, 2026-Current</b>	
Reached Base in over 35 Straight Games	Dylan Standifer	37		February 2, 2024-April 6, 2024	
Threw a Nine-Inning No-Hitter	Has Never Happened				
Threw a Seven-Inning No-Hitter	Junpei Akanuma	11 K	West Alabama	February 24, 2018	Larry Carpenter Stadium
Threw a Nine-Inning Perfect Game	Has Never Happened				
Threw a Seven-Inning Perfect Game	Has Never Happened				
Threw a Five-Inning Perfect Game	Matthew Gilson	6 K	Union (Ky.)	February 18, 2010 (1)	Larry Carpenter Stadium
<b>Struck Out 10-14 in a Game</b>	<b>Evan Bloomer</b>	<b>12</b>	<b>Christian Brothers</b>	<b>March 20, 2026</b>	<b>Larry Carpenter Stadium</b>
Struck Out 15+ in a Game	Logan Workman	15	Montevallo	March 19, 2021	Larry Carpenter Stadium
Pitched a Complete Game in a Loss	Jack Nedrow	L, 3-4 (7 inn.)	Valdosta State	February 26, 2022 (2)	Larry Carpenter Stadium
<b>Pitched a Seven-Inning Complete Game</b>	<b>Dylan Van Meeteren</b>	<b>W, 4-0</b>	<b>#8/#4 West Alabama</b>	<b>April 18, 2026 (2)</b>	<b>Larry Carpenter Stadium</b>
<b>Pitched a Seven-Inning Shutout</b>	<b>Dylan Van Meeteren</b>	<b>W, 4-0</b>	<b>#8/#4 West Alabama</b>	<b>April 18, 2026 (2)</b>	<b>Larry Carpenter Stadium</b>
Pitched an Eight-Inning Complete Game	Vince Spilker	W, 7-6	Auburn Montgomery	April 14, 2012 (2)	Larry Carpenter Stadium
Pitched an Eight-Inning Shutout	Not Since 2006				
<b>Pitched a Nine-Inning Complete Game</b>	<b>Evan Bloomer</b>	<b>W, 8-2</b>	<b>Valdosta State</b>	<b>April 10, 2026</b>	<b>Larry Carpenter Stadium</b>
Pitched a Nine-Inning Shutout	Cooper Casteel	W, 5-0	Union University	March 7, 2025	Larry Carpenter Stadium
Pitched a One-Hit Shutout	Jack Nedrow	W, 16-0 (7 inn.)	West Alabama	April 5, 2024	Larry Carpenter Stadium
Won Two Games in a GSC Series	Has Never Happened				
Pitched Two Shutouts in GSC Play	Jack Nedrow	2	West Alabama/at Union	April 5 & April 12, 2024	
Recorded Two Saves in GSC Series	Tim Gooden	Games 1 & 3	Delta State	April 19-20, 2024	Larry Carpenter Stadium
Pitched Back-to-Back Complete Games	Jack Nedrow	7 innings	West Alabama	April 5, 2024	Larry Carpenter Stadium
		7 innings	Union University	April 12, 2024	Jackson, Tenn.



**2026 RADIO/TV ROSTER**



1

**COOPER ISAACS**  
5-10 | 170 | Jr. | MINF | R/R




2

**DYLAN VAN MEETEREN (VAN MEET-er-in)**  
6-4 | 205 | R-Jr. | RHP | R/R



3

**JJ WILLIAMS**  
6-0 | 200 | Gr. | OF | R/R



6

**LUKE COLLIER (COLLY-er)**  
5-11 | 175 | R-Jr. | MINF | R/R



7

**GAGE SHAVER**  
6-2 | 185 | Jr. | LHP | R/R




8

**LANDON FRANKLIN**  
6-1 | 195 | R-So. | MINF | R/R




9

**BRYCE HAWKINS**  
6-0 | 225 | Sr. | RHP | R/R




10

**ALEX BREW**  
6-0 | 160 | R-Fr. | LHP | L/L



12

**HAYDEN CHOATE (GHOTE)**  
6-3 | 205 | R-Fr. | LHP | L/L




13

**AIDEN MCCLARY**  
6-3 | 205 | R-Jr. | INF | L/R




14

**BRAYLON HALL**  
6-2 | 170 | So. | RHP | R/R




16

**CASEN YOUNGBLOOD (K-son)**  
6-4 | 239 | Fr. | 1B | R/R



17

**COLT MCKIBBEN**  
6-2 | 175 | Sr. | LHP | L/L



18

**ISAIAH FRENCH**  
6-0 | 200 | Jr. | C | R/R




19

**NATE DUNFEE (DONE-fee)**  
5-9 | 140 | Jr. | OF | L/L




20

**CAL GOSS**  
6-2 | 186 | R-So. | RHP | R/R




21

**TRIPP COOK**  
6-2 | 190 | Fr. | OF | R/R




22

**TYLER PICKENS**  
6-5 | 220 | Jr. | RHP | R/R




23

**ROBERT HICKS**  
6-2 | 230 | Fr. | 1B/3B | R/R




24

**KEILIN SANDERS (KEY-tin)**  
5-8 | 170 | R-Fr. | INF/OF | R/R




25

**CODY TURNER**  
6-2 | 208 | R-Jr. | OF/LHP | L/L




26

**LANDON NEASE (NIECE)**  
6-0 | 190 | R-Jr. | RHP | R/R




28

**BRADEN GABEL (GAY-bull)**  
5-8 | 160 | So. | MINF | R/R



29

**NATE CARABALLO (CAH-ra-bayo)**  
6-0 | 185 | R-Jr. | C/1B | R/R



30

**COATES MASSEY (mass-E)**  
6-2 | 210 | R-Jr. | RHP | R/R



2026 RADIO/TV ROSTER




**31 MASON BRATCHER**  
 6-1 | 180 | Fr. | RHP | R/R



**35 RYAN VALDES (VAL-dez)**  
 5-10 | 185 | So. | OF | R/R



**37 CASON ENGERT (ING-gurt)**  
 6-3 | 210 | Jr. | RHP | R/R



**38 LANDON WARD**  
 5-7 | 165 | R-Fr. | C | R/R



**39 ADAM HERNANDEZ**  
 5-7 | 180 | Fr. | MINF | R/R




**40 EVAN BLOOMER**  
 6-5 | 215 | So. | RHP | R/R




**41 THEO OSTROWSKI (O-strauss-ski)**  
 6-2 | 225 | Gr. | C | L/R




**42 NOAH BRIGGS**  
 6-2 | 190 | Fr. | MINF | R/R




**44 LUKE TREECE**  
 6-0 | 210 | Fr. | C | R/R



**45 ZACHARY LAWSON**  
 6-3 | 225 | Jr. | RHP | R/R



**46 ZACH TIERNEY (TEAR-knee)**  
 6-3 | 205 | R-Fr. | LHP | L/L




**48 WILL CHLADNY (klad-KNEE)**  
 6-4 | 205 | Fr. | RHP | R/R




**MERCEDES DAVIS**  
 BASEBALL DATA AND ANALYTICS



**ALYX DILL (ALEX)**  
 BASEBALL DATA AND ANALYTICS



**DAN HEINBAUGH (HINE-bah)**  
 HEAD ATHLETIC TRAINER



**WILL ATKINSON**  
 DIRECTOR OF SPORTS PERFORMANCE



**LINDSEY JONES**  
 ASST. DIR. OF ATHLETIC PERFORMANCE



**5 MARK BREW**  
 HEAD COACH



**48 JORGE SAEZ (or-HAY SIGH-az)**  
 ASSOCIATE HEAD COACH



**11 MICAH KACZOR (MY-kah KAZZ-or)**  
 ASSISTANT COACH



**40 THOMAS ZAZZARO (zah-ZARE-o)**  
 ASSISTANT COACH



**15 BRANDON DANIELS**  
 ASSISTANT COACH