

LEE UNIVERSITY FLAMES

LEE UNIVERSITY FLAMES



34-15
OVERALL

22-11
GSC

#25
NCBWA DIVISION II POLL
(APRIL 29, 2026)

#22
ABCA DIVISION II POLL
(APRIL 28, 2026)

MARK BREW
HEAD COACH

768-348-2
OVERALL

20th
SEASON

FRIDAY, MAY 2, 2026

LEE UNIVERSITY VS DELTA STATE UNIVERSITY

OXFORD, ALA. | CHOCCOLOCCO PARK
GULF SOUTH CONFERENCE CHAMPIONSHIP

WATCH LIVE: [FLOCOLLEGE](#)
LIVE STATS: [SIDEARM STATS](#) LISTEN: [ESPN CLEVELAND 101.3](#)

GAME
50

Scan the selected QR code to access:



Game Day Program | Record Book



DELTA STATE UNIV. STATESMEN



28-19
OVERALL

20-13
GSC

NR
NCBWA DIVISION II POLL
(APRIL 29, 2026)

NR
ABCA DIVISION II POLL
(APRIL 28, 2026)

RODNEY BATTS
HEAD COACH

194-136
OVERALL

7th
SEASON

2026 SCHEDULE/RESULTS

OVERALL RECORD: 34-15

GSC: 22-11

NON-CONFERENCE: 12-4

HOME | AWAY | NEUTRAL: 21-5 | 13-10 | 0-0

JAN	30	Emmanuel University (DH)	W, 4-3 W, 12-1 (7)
FEB	3	Lincoln Memorial University	W, 5-2
	7	Tiffin University (DH)	W, 13-3 (7) W, 8-3
	8	Tiffin University	W, 5-4
	13	* Delta State University	L, 3-4 (10)
	14	* Delta State University (DH)	L, 3-9 L, 8-9
	17	RV/#9 University of North Georgia	W, 6-3
	20	* at The University of Alabama in Huntsville	W, 11-4
	21	* at The University of Alabama in Huntsville (DH)	W, 16-9 W, 12-5
	24	at Carson-Newman University	W, 9-2
	27	* Auburn University at Montgomery	W, 16-6 (7)
	28	* Auburn University at Montgomery (DH)	W, 14-4 (7); W, 5-1
MAR	3	at Lincoln Memorial University	L, 5-6 (10)
	6	* at Union University (DH)	W, 13-3 (7); L, 0-4
	7	* at Union University	L, 6-7
	10	Carson-Newman University	L, 5-6
	13	* at Mississippi College	L, 7-11
	14	* at Mississippi College (DH)	L, 5-11; W, 11-7
	18	at #24/#21 Young Harris College	L, 4-10
	21	* Christian Brothers University	W, 12-10
	22	* Christian Brothers University (DH)	W, 17-3 (7); W, 14-3
	24	at Tusculum University	L, 9-12
	27	* at University of Montevallo	L, 12-16 (10)
	28	* at University of Montevallo (DH)	W, 21-3 (7); L, 15-16
	31	at #17/#10 University of North Georgia	W, 8-6
APR	3	* at #12/#5 University of West Florida	W, 6-3
	4	* at #12/#5 University of West Florida (DH)	W, 9-4; W, 3-1
	7	Tusculum University	W, 11-1 (7)
	10	* Valdosta State University	W, 8-2
	11	* Valdosta State University (DH)	W, 11-5; W, 11-6
	14	#19/#20 Young Harris College	W, 14-6
	17	* #8/#4 University of West Alabama	W, 8-6
	18	* #8/#4 University of West Alabama (DH)	L, 4-5 (11); W, 4-0
	21	Middle Georgia State University	W, 9-7
	24	* at Trevecca Nazarene University	W, 11-6
	25	* at Trevecca Nazarene University (DH)	W, 8-5; L, 4-8
MAY	2	# vs. Delta State University	7 PM
	3	# TBD	TBD

14-17 NCAA DII South Regional (Campus Sites)
21-23 NCAA DII South Super Regional (Campus Sites)
29-6 NCAA DII Championship (Cary, N.C.)

* GSC Games | # - GSC Championship (Oxford, Ala.) | ! - DII Championship
All Times Listed Are EASTERN

FLOCOLLEGE
All GSC Games and Lee home games are broadcast on FloCollege
Subscription Required

LEE 2026 STAT LEADERS

RBI	Luke Collier	63
BAVG	Luke Collier	.397
RUNS	Luke Collier	63
WALKS	Collier/French/Turner	27
HR	Isaiah French	12
IP	Evan Bloomer	83.2
WINS	Evan Bloomer	8
ERA	Evan Bloomer	3.87
SO	Evan Bloomer	74

ACTIVE STREAKS

LEE		DSU
L1	Overall	W1
W2	Home	L2
L1	Away	L1
L2	Neutral	W2
4-1	Last 5	2-3
8-2	Last 10	6-4

DSU 2026 STAT LEADERS

RBI	Tucker Jones	59
BAVG	Dawson Muenzenmay	.362
RUNS	Austin Estes	48
WALKS	Cade Greer	37
HR	Tucker Jones	9
IP	Adrian Byrd	86.0
WINS	Adrian Byrd	8
ERA	Cade Mattison	1.47
SO	Adrian Byrd	100

GAME NOTES

- ➔ **LEE IN GSC CHAMPIONSHIP:** The Flames are making the program's eighth appearance in the GSC postseason and are 11-13 after losing the last four contests. Lee reached the championship game twice (2018 and 2022) and claimed the 2022 GSC Tournament Championship. The Flames are 5-2 in opening games.
- ➔ **LEE VS DSU IN GSC CHAMPIONSHIP:** The Flames are 1-2 against Delta State in the GSC Championship. Lee lost 13-2 in 2021, won 9-3 in 2022 and was eliminated by DSU 5-3 in 2024. All meetings were after the first round.
- ➔ **HITTIN' THE ROAD:** Lee is 13-10 on the road so far this season. The Flames were 6-15 away from home last year, including an 0-2 record in neutral-site contests. Since 2022, they have an away record of 53-55 and are 9-9 in neutral-site games.
- ➔ **TRIPLE KING:** Luke Collier has 17 career triples which is a Lee record and is tied for the GSC career triples mark.
- ➔ **GONE STREAKING:** Luke Collier has the longest current hit streak at 12 games and also has the longest streak of the season at 15. He has reached base safely in 29 straight games with the longest streak held by Aiden McClary at 33 straight.
- ➔ **30+ WINS:** For the fourth time in the last six seasons, the Flames have gone over 30 wins in a season. Lee's top win total during that stretch was 39 in 2024 when the Flames won the GSC Regular Season.
- ➔ **REGION RANKINGS:** This week's region rankings have West Florida at No. 1, Tampa at No. 2 and Rollins is third. West Alabama, Delta State and Mississippi College take up the next three positions with Lee at No. 7. Trevecca is eighth, Florida Southern ninth and Montevallo holds the final spot in the top 10.
- ➔ **LOOKING AHEAD:** The winner of this game moves on to play the loser between MC and UWF on Sunday at 7 p.m. EDT, while the loser plays the loser of UWA and Trevecca at 12 p.m. EDT Sunday.

ABOUT THE SERIES

- ➔ **SERIES RECORD:** Lee trails 14-21 | H: 9-9 | A: 4-10 | N: 1-2
- ➔ **FIRST MEETING:** April 4, 2014 | Cleveland, Miss. | L, 0-9
- ➔ **LATEST MEETING:** February 14, 2026 | Cleveland, Tenn. | L, 8-9
- ➔ **SERIES STREAKS:** DSU has won seven straight since ending Lee's four-game win streak on May 5, 2024, in the GSC Championships. DSU won the first meeting in the series. Following a Lee win, DSU won two in a row and 10 of the next 15. Lee swept the regular-season series in 2021 with DSU winning three of the next four.

SITUATIONAL RECORDS

Situation	W	L
Home	21	5
Away	13	10
Neutral	0	0
vs Ranked	8	2
Game 1 of Series	10	3
Game 2 of Series	9	4
Game 3 of Series	8	4
Mid-Week	7	4
Decided by 1 Run	2	7
Decided by 2+ Runs	31	7
Score First	23	9
Opp Scores First	11	6
Scoring 0-2 Runs	0	1
Scoring 3-5 Runs	6	8
Scoring 6+ Runs	28	6
Allow 0-2 Runs	8	0
Allow 3-5 Runs	16	3
Allow 6+ Runs	10	12
Out-Hit Opp	27	6
Opp Out-Hits	6	9
Hits are Even	1	0

2026 GSC STANDINGS (AS OF MAY 1)

X-CLINCHED GSC CHAMPIONSHIP BERTH

SCHOOL	CONF.	CPCT.	HOME	AWAY	OVERALL	PCT.	HOME	AWAY	NEUTRAL	STREAK
WEST ALABAMA -X (1)	23-10	.697	13-5	10-5	34-13	.723	21-6	13-7	0-0	W1
LEE -X (2)	22-11	.667	11-4	11-7	34-15	.694	21-5	13-10	0-0	L1
MC -X (3)	21-12	.636	14-4	7-8	28-22	.560	21-8	7-14	0-0	W2
WEST FLORIDA -X (4)	21-12	.636	11-4	10-8	35-13	.729	20-4	15-9	0-0	W4
DELTA STATE -X (5)	20-13	.606	6-9	14-4	28-19	.596	9-10	18-9	1-0	W1
TREVECCA -X (6)	20-14	.588	11-7	9-7	32-19	.627	17-8	14-10	1-1	W2
MONTEVALLO -X (7)	19-15	.559	13-6	6-9	28-24	.538	20-8	8-15	0-1	L1
UAH -X (8)	16-17	.485	8-10	8-7	21-24	.467	10-14	10-7	1-3	L2
UNION	12-21	.364	5-10	7-11	21-27	.438	10-10	9-16	2-1	L2
VALDOSTA STATE	12-21	.364	10-5	2-16	18-32	.360	12-12	6-20	0-0	L3
CHRISTIAN BROTHERS	8-25	.242	6-9	2-16	13-34	.277	10-16	3-18	0-0	W2
AUM	6-27	.182	3-15	3-12	11-37	.229	8-20	3-17	0-0	L9



LEE UNIVERSITY FLAMES

NO.	NAME	CL.	HT.	WT.	POS.	B/T	HOMETOWN/PREVIOUS SCHOOL
1	Cooper Isaacs	MINF	5-10	170	Jr.	R/R	Canton, Ga. / Cherokee HS
2	Dylan Van Meeteren	RHP	6-4	205	R-Jr.	R/R	Indio, Calif. / College of the Desert
3	JJ Williams	OF	6-0	200	Gr.	R/R	Franklin, Tenn. / Christ Presbyterian Acad.
6	Luke Collier	MINF	5-11	175	R-Jr.	R/R	Asheville, N.C. / Asheville Christian Acad.
7	Gage Shaver	LHP	6-2	185	Jr.	L/L	Rossville, Ga. / Southern Wesleyan Univ.
8	Landon Franklin	MINF	6-1	195	R-So.	R/R	Cleveland, Tenn. / Seminole State College of FL
9	Bryce Hawkins	RHP	6-0	225	Sr.	R/R	Cumming, Ga. / Mercer University
10	Alex Brew	LHP	6-0	180	R-Fr.	L/L	Cleveland, Tenn. / Bradley Central HS
12	Hayden Choate	LHP	6-3	205	R-Fr.	L/L	Chattanooga, Tenn. / McCallie School
13	Aiden McClary	INF	6-3	205	R-Jr.	L/R	Cleveland, Tenn. / Cleveland State CC
14	Brayton Hall	RHP	6-2	170	So.	R/R	Knoxville, Tenn. / Farragut HS
16	Casen Youngblood	1B	6-4	239	Fr.	R/R	Murfreesboro, Tenn. / Providence Christian Acad.
17	Colt McKibben	LHP	6-2	175	Sr.	L/L	Cartersville, Ga. / Cartersville HS
18	Isaiah French	C	6-0	200	Jr.	R/R	Maryville, Tenn. / Maryville HS
19	Nate Dunfee	OF	5-9	140	Jr.	L/L	Ringgold, Ga. / Cleveland State CC
20	Cal Goss	RHP	6-2	185	R-So.	R/R	Cartersville, Ga. / Cartersville HS
21	Tripp Cook	OF	6-2	190	Fr.	R/R	Anderson, S.C. / Crescent HS
22	Tyler Pickens	RHP	6-5	220	Jr.	R/R	Oak Ridge, Tenn. / Cleveland State CC
23	Robert Hicks	1B/3B	6-2	230	Fr.	R/R	Mableton, Ga. / Riverwood International Charter
24	Keilin Sanders	INF/OF	5-8	170	R-Fr.	R/R	Toccoa, Ga. / Franklin County HS
25	Cody Turner	OF/LHP	6-2	208	R-Jr.	L/L	Palmdale, Calif. / Antelope Valley College
26	Landon Nease	RHP	6-0	190	R-Jr.	R/R	Buford, Ga. / USC Sumter
28	Braden Gabel	MINF	5-8	160	So.	R/R	Kennesaw, Ga. / Mount Paran Christian School
29	Nate Caraballo	C/1B	6-0	185	R-Jr.	R/R	Imperial, Mo. / Lake Land College
30	Coates Massey	RHP	6-2	210	R-Jr.	R/R	Fortson, Ga. / Columbus State University
31	Mason Bratcher	RHP	6-1	180	Fr.	R/R	Tullahoma, Tenn. / Tullahoma HS
35	Ryan Valdes	OF	5-10	185	So.	R/R	Miami, Fla. / G. Holmes Braddock HS
37	Cason Engert	RHP	6-3	210	Jr.	R/R	Cumming, Ga. / East Tennessee State Univ.
38	Landon Ward	C	5-7	165	R-Fr.	R/R	Gallatin, Tenn. / Gallatin HS
39	Adam Hernandez	INF	5-7	180	Fr.	R/R	Miami, Fla. / G. Holmes Braddock HS
40	Evan Bloomer	RHP	6-5	215	So.	R/R	Collierville, Tenn. / First Assembly Christian School
41	Theo Ostrowski	C	6-2	225	Fr.	L/R	Essex, Mass. / Covenant Christian Acad.
42	Noah Briggs	INF	6-2	190	Fr.	R/R	Thompson's Station, Tenn. / Knights Acad.
44	Luke Treece	C	6-0	210	Fr.	R/R	Coalfield, Tenn. / Coalfield HS
45	Zachary Lawson	RHP	6-3	225	Jr.	R/R	Smyrna, Tenn. / Stewarts Creek HS
46	Zach Tierney	LHP	6-3	205	R-Fr.	L/L	South Pittsburg, Tenn. / South Pittsburg HS
48	Will Chladny	RHP	6-4	205	Fr.	R/R	Thompson's Station, Tenn. / Summit HS

DELTA STATE UNIVERSITY STATESMEN

NO.	NAME	CL.	HT.	WT.	POS.	B/T	HOMETOWN / PREVIOUS SCHOOL
1	Tucker Jones	Jr.	6-0	175	OF	R/R	Brandon, Miss. / Copiah-Lincoln CC
2	Landon Holliman	Jr.	5-10	170	INF	R/R	Hattiesburg, Miss. / Mississippi Gulf Coast CC
3	Jacob Hill	Sr.	5-10	165	INF	R/R	Byhalia, Miss. / Northwest Mississippi CC
4	Brock Ware	Jr.	6-2	190	RHP	L/R	Batesville, Miss. / Itawamba CC
5	Cooper Walls	R-Fr.	5-10	180	INF	R/R	McCalla, Ala. / McAdory HS
6	Drew Prosek	Jr.	5-11	205	INF	L/R	Senatobia, Miss. / Gulf Coast State College
7	Tyler Ditts	Sr.	5-9	170	OF	L/L	Summit, Miss. / Southwest Mississippi CC
8	Levi Lang	Jr.	6-2	205	INF	R/R	Judsonia, Ark. / Northwest Mississippi CC
9	Aidan McCrady	So.	5-10	175	RHP	R/R	Eads, Tenn. / Briarcrest HS
10	Peyton Badon	Gr.	5-10	185	OF/INF	R/R	Summit, Miss. / North Pike Senior HS
11	Austin Estes	R-Jr.	5-8	185	OF	R/R	Piedmont, Ala. / Piedmont HS
12	Austin Batts	Jr.	6-0	190	C	L/R	Cleveland, Miss. / Northwest Mississippi CC
13	Jacob Palazzo	Jr.	6-0	205	OF	R/R	Gulfport, Miss. / Mississippi Gulf Coast CC
14	Cael Allen	Fr.	6-3	210	3B	R/R	Collierville, Tenn. / Collierville HS
16	Henley Parker	Jr.	5-9	175	INF	R/R	Jackson, Mo. / Jefferson College
17	Bo Rock	Sr.	6-1	215	INF	L/R	Amory, Miss. / Itawamba CC
18	Ryan Herbison	Sr.	6-2	200	RHP	R/R	Flowood, Miss. / Hinds CC
19	Brian O'Connell III	Jr.	5-11	205	C	R/R	Greensboro, N.C. / The University of Tampa
20	Stone Collier	R-Jr.	6-1	205	C	R/R	Fulton, Miss. / Itawamba CC
21	Brady Hendrix	Jr.	6-0	200	UTL	L/R	Spring Hill, Tenn. / Columbia State CC
24	Cade Greer	Sr.	6-0	190	OF	R/R	Lewisburg, Miss. / University of Memphis
25	Blake King	Sr.	6-2	190	RHP	R/R	Petal, Miss. / UAB
26	Cole Thompson	Sr.	6-1	185	OF	R/R	West Monroe, La. / Hinds CC
27	Walker Maranto	Jr.	6-0	200	INF	R/R	Amory, Miss. / Northwest Mississippi CC
28	Cade Mattison	R-Jr.	6-3	185	RHP	R/R	Hattiesburg, Miss. / University of Memphis
29	Clay Mitchell	R-Fr.	6-1	210	INF	R/R	Abita Springs, La. / Fountainebleau HS
30	Jackson Mayer	R-Jr.	5-10	195	LHP	L/L	Myrtle, Miss. / Northeast Mississippi CC
31	Alex McHale	Jr.	6-1	170	RHP	R/R	Mahomet, Ill. / Parkland College
32	Mason Shropshire	Sr.	6-1	190	RHP	R/R	Memphis, Tenn. / Univ. of Tennessee at Martin
34	Hayden Dodson	Jr.	5-9	180	RHP	R/R	New Hope, Miss. / East Central CC
35	Gavin McCoy	Jr.	6-3	215	RHP	R/R	Saltillo, Miss. / Northwest Mississippi CC
36	Lucas Winburn	Jr.	6-5	225	RHP	R/R	Sycamore, Ill. / Kaskaskia College
37	Adrian Byrd	Sr.	6-0	205	LHP	L/L	Wiggins, Miss. / Louisiana Monroe
38	Will Tamplain	R-Fr.	5-11	205	C	R/R	Ponchatoula, La. / Mandeville HS
39	Corbin Gillentine	Jr.	5-11	200	RHP	R/R	Amory, Miss. / Meridian CC
40	Colby Lafayette	R-Jr.	6-4	215	RHP	R/R	Water Valley, Miss. / Mississippi Delta CC
41	Eli Akins	R-Jr.	6-6	225	RHP	R/R	Ripley, Miss. / Itawamba Community College
42	Nash Koczka	Sr.	6-1	199	RHP	R/R	Nesbit, Miss. / Williams Baptist University
43	Braden Richardson	Jr.	5-10	205	RHP/OF	R/R	Stonewall, La. / Hinds CC
44	Dawson Muenzenmay	Jr.	6-1	200	RHP	R/R	Brandon, Miss. / Hinds CC
45	Carson Homitz	Fr.	6-2	175	RHP	R/R	Apopka, Fla. / Lake Brantley HS



MARK BREW

Head Coach | #5

Overall Record: 768-348-2
 Lee Record: 768-348-2 | 20th Season

JORGE SAEZ

Associate Head Coach | #48

MICAH KACZOR

Assistant Coach | #11

THOMAS ZAZZARO

Assistant Coach | #40

BRANDON DANIELS

Assistant Coach | #15



RODNEY BATTS

Head Coach

Overall Record: 194-136
 DSU Record: 194-136 | 7th Season

ANDY RINCKER

LUKE STANLEY

Assistant Coaches

PARKER KAUFFMANN

CHRISTIAN CLAYSON

JAYDEN KINKOPF

Graduate Assistants





NATIONAL COLLEGIATE BASEBALL WRITERS OF AMERICA (NCBWA) TOP 25 POLL | April 29, 2026

Table with 5 columns: #, SCHOOL, W-L, PTS., PREV. Lists top 25 schools including Colorado Mesa, Tampa, North Greenville, Point Loma, Pittsburg State, Catawba, Grand Valley State, UT Tyler, Rogers State, Seton Hill, West Alabama, Cal State Monterey Bay, Francis Marion, Wayne State (Mich.), West Chester, Minnesota State, Southern New Hampshire, North Georgia, Angelo State, Rollins, Central Missouri, Molloy, St. Mary's, Belmont Abbey, and Lee.

RV: Bentley (32-13) 26 points; Cal Poly Pomona (27-18) 25 points; East Stroudsburg (31-13) 23 points; Missouri S&T (29-15) 16 points; Young Harris (35-15) 8 points; MSU Denver (35-11) 7 points; Augustana (33-12) 5 points; West Florida (35-13) 4 points; Millersville (31-13) 3 points; Northwest Nazarene (31-15) 2 points; Lenoir-Rhyne (35-11-1) 2 points.

AMERICAN BASEBALL COACHES ASSOCIATION (ABCA) TOP 30 POLL | April 28, 2026

Table with 5 columns: #, SCHOOL, W-L, PTS., PREV. Lists top 30 schools including Catawba (N.C.), Colorado Mesa, North Greenville (S.C.), Tampa (Fla.), Pittsburg State (Kan.), Texas-Tyler, Francis Marion (S.C.), Grand Valley State (Mich.), Point Loma (Calif.), Rogers State (Okla.), North Georgia, Seton Hill (Pa.), Minnesota State Mankato, Angelo State (Texas), Rollins (Fla.), West Alabama, Cal State Monterey Bay, Wayne State University (Mich.), West Chester (Pa.), Belmont Abbey (N.C.), Lenoir-Rhyne (N.C.), Lee (Tenn.), Northwest Missouri State, Central Missouri, West Florida, Bentley (Mass.), Young Harris (Ga.), St. Mary's (Texas), Wingate (N.C.), Southern New Hampshire, and Molloy (N.Y.).

RV: Northwest Nazarene (Idaho), Missouri S&T, Augustana (S.D.), MSU Denver (Colo.), Millersville (Pa.), UNC Pembroke, Ashland (Ohio), USC Aiken, Wilmington (Del.), Cal Poly Pomona, Findlay (Ohio), East Stroudsburg (Pa.), University of Mary (N.D.), Emporia State (Kan.), Flagler (Fla.), Cal State San Marcos, Concordia-Irvine (Calif.), Arkansas-Monticello, Missouri Southern State.

GULF SOUTH CONFERENCE WEEKLY HONORS

PLAYER OF THE WEEK

Table listing weekly honors for Player of the Week, including Zach Stokes, Rashad Robinson, Elijah Ramsey, Jack Fitzgerald, Cody Turner, Lee, Alex Johnson, Cade Martin, Tucker Jones, Luke Collier, Lee, Tanner Taylor, and Cody Turner, Lee.

PITCHER OF THE WEEK

Table listing weekly honors for Pitcher of the Week, including Eli Roberts, Jonah Smithson, Zach Wyatt, Adrian Byrd, Baker Green, Ryan Sweeney, Zach Wyatt, Cooper Cooksey, Zach Wyatt, Evan Bloomer, Adrian Byrd, and Lane Evans.

FRESHMAN OF THE WEEK

Table listing weekly honors for Freshman of the Week, including Mason Woolever, Rylan Moses, Blake Westry, Tucker Ricks, Will Langston, Rylan Moses, Tucker Ricks, Luke Holbrook, Tucker Ricks, Will Langston, Seth Staggs, Casen Youngblood, and Joel Chandler.

2026 GULF SOUTH CONFERENCE CHAMPIONSHIP SCHEDULE

FRIDAY, MAY 1

Game A • No. 5 Delta State def. No. 8 UAH, 9-5
Game B • No. 6 Trevecca def. No. 7 Montevallo, 4-3

After opening round games: The advancing teams will be re-seeded with the higher-seed moving on as the No. 5-seed, with the other team being the No. 6-seed.

SATURDAY, MAY 2

Game 1 • 11:00 AM CT | No. 3 Mississippi College vs. No. 4 West Florida
Game 2 • 2:30 PM CT | No. 1 West Alabama vs. No. 6 Trevecca
Game 3 • 6:00 PM CT | No. 2 Lee vs. No. 5 Delta State

SUNDAY, MAY 3

Game 4 • 11:00 AM CT | Game 2 Loser vs. Game 3 Loser
Game 5 • 2:30 PM CT | Game 1 winner vs. Game 2 Winner
Game 6 • 6:00 PM CT | Game 1 Loser vs. Game 3 Winner

MONDAY, MAY 4

Game 7 • 11:00 AM CT | Game 4 Winner vs. Game 5 Loser
Game 8 • 2:30 PM CT | Game 5 Winner vs. Game 6 Winner
Game 9 • 6:00 PM CT | Game 7 Winner vs. Game 8 Loser

TUESDAY, MAY 5

Game 10 • 1:00 PM CT | Game 8 Winner vs. Game 9 Winner
IF NECESSARY | Game 11 • 30 mins after | Game 10 Winner vs. Game 10 Loser

DETERMINING MATCHUPS IF FIVE TEAMS REMAIN AFTER GAME 6:

Game 7: Game 5 Loser vs. Game 6 Loser
Game 8: Game 4 Winner vs. Game 6 Winner
Game 9: Game 5 Winner vs. Game 7 Winner

DETERMINING MATCHUPS IF THREE TEAMS REMAIN AFTER GAME 9:

Game 10: Game 8 Winner vs. Game 9 Loser
Game 11: Game 9 Winner vs. Game 10 Winner



MARK BREW | HEAD COACH

» Alma Mater: Trevecca Nazarene, 1994
 » Hometown: Smyrna, TN
 » Family: **Wife:** Rachel
 » Children: Elise and Alex

CAREER NUMBERS TO KNOW

768 In his 20th season as a head coach, Mark Brew has collected 768 victories, all at Lee.

17 Coach Brew has posted 17 winning seasons in 19 years as a head coach. His overall career win percentage is .688 (768-348-2)

3 3 different teams have qualified for the NCAA DII National Tournaments (2021, 2022, 2024). Lee has posted a 6-6 record.

216 Lee has won 216 regular-season GSC games under coach Mark Brew. His GSC record now stands at 216-156-1 (.580).

7 Consecutive NAIA World Series appearances (2007-2013). Finished in top four in final six, including two second-place performances.

@LEEUBASEBALL MILESTONES

1 Defeated Freed-Hardeman, 6-5, for his first victory at Lee on February 3, 2007.

2 Highest seeding in the NCAA South Region. The Flames were the No. 2 seed when Lee qualified for the 2021 NCAA tournament.

33+ Players that were drafted/signed MLB contracts while Brew was Head Coach and Assistant Coach for the Flames.

500 Defeated Shorter University, 8-1, on March 18, 2017, to post his 500th career coaching victory.

700 Defeated Tusculum University 10-5 on April 10, 2024, to record his 700th coaching victory.



HEAD COACH | 20TH SEASON @ LEE

YEAR-BY-YEAR RECORD

YEAR	SCHOOL	RECORD	PCT
2007	Lee	51-15	0.773
2008	Lee	63-10	0.863
2009	Lee	53-14	0.791
2010	Lee	52-13	0.800
2011	Lee	51-14	0.785
2012	Lee	56-11-1	0.831
2013	Lee	51-12	0.810
2014	Lee	37-19	0.638
2015	Lee	39-19-1	0.669
2016	Lee	30-18	0.625
2017	Lee	27-23	0.540
2018	Lee	27-26	0.509
2019	Lee	23-26	0.469
2020*	Lee	14-9	0.609
2021	Lee	36-11	0.766
2022	Lee	33-24	0.579
2023	Lee	28-25	0.528
2024	Lee	39-18	0.684
2025	Lee	24-26	0.480
2026	Lee	34-15	0.694
Overall		768-348-2	0.688
	Lee	766-347-2	0.688

LEE UNIVERSITY IN GSC CHAMPIONSHIP

2016		2024	
at West Florida	L, 7-11	vs. West Georgia	W, 10-2
vs. Alabama Huntsville	L, 9-10	vs. Valdosta State	L, 0-10 (7)
		vs. Delta State	L, 3-5
2018		2025	
vs. Montevallo	W, 10-4	vs. Valdosta State	L, 4-6
vs. West Florida	W, 7-0	vs. Trevecca Nazarene	L, 2-4
vs. West Georgia	L, 3-8		
vs. Mississippi College (Final)	L, 6-7		
2021		2026	
vs. Auburn Montgomery	W, 8-3	vs. Delta State	
vs. Delta State	L, 2-13		
vs. Valdosta State	W, 13-7		
vs. West Florida	L, 7-10		
2022			
vs. Auburn Montgomery	W, 9-1		
vs. Delta State	W, 9-3		
vs. Alabama Huntsville	W, 8-5		
vs. Shorter	L, 1-11 (7 inn.)		
vs. Shorter (Final)	W, 19-8		
2023			
vs. Montevallo	W, 10-2		
vs. Shorter	W, 11-6		
vs. Valdosta State	L, 9-13		
vs. West Florida	L, 2-11		

LEE UNIVERSITY IN NCAA TOURNAMENT

2021	
vs. Alabama Huntsville	W, 4-1
vs. Tampa	L, 7-12
vs. Alabama Huntsville	W, 10-4
at West Florida	L, 0-7
2022	
at Saint Leo	W, 17-7
vs. Rollins	L, 1-15
at Saint Leo	W, 9-5
vs. Rollins	L, 3-7
2024	
vs. Auburn Montgomery	W, 24-7
at Tampa	L, 1-13
vs. Auburn Montgomery	W, 8-7
at Tampa	L, 3-16



FLAMES QUICK FACTS

LEE UNIVERSITY

Location	Cleveland, Tenn.
Phone Number	423-614-8000
Founded	1918
Enrollment	3,820
Nickname	Lady Flames/Flames
Colors	Maroon & White
Mascot	Valor
Affiliation	NCAA Division II
Conference	Gulf South (GSC)
President	Dr. Phil Cook
Chancellor	Dr. Charles Paul Conn
Athletic Director	John Maupin
Deputy AD/Senior Woman Administrator	Jessica McIntyre
Associate AD (Internal Operations)	Marty Rowe
Assistant AD for Student-Athlete Wellness	Breanne Crittenden
Director of Facilities and Game Operations	Mark Brew
Compliance Coordinator	Silvia Beauzile
Faculty Athletics Representative	Dr. Jason Robinson
Athletics Office Coordinator	Tena Walker
Assistant for Athletic Operations/SAAC Administrator	Kayla Louie
Director of Student-Athlete Welfare and Athletics Counseling	Hannah Manning
Team Physician	Dr. DeWayne Knight
Team Physician	Dr. Jason Spangler
Head Athletic Trainer	Daniel Heinbaugh
Sports Medicine Coordinator	Breanne Crittenden
Director of Sports Performance	Will Atkinson
Assistant Director of Athletic Performance	Lindsay Jones

BASEBALL HISTORY

Inaugural Season	N/A, Reinstated in 1996
All-Time Record (since 1996)	1125-586-2
All-Time GSC Record	216-156-1
GSC Regular Season Championships	2 (2024, 2021)
GSC Tournament Appearances/Last	8/2026
Record	11-13
GSC Tournament Championships	1 (2022)
NCAA DII Championship Appearances/Last	3/2024
Record	6-6
NCAA DII South Region Championships	0

BASEBALL STAFF

Head Coach	#5 Mark Brew (Trevecca Nazarene, 1994)
Lee Record	768-348-2
Career Record	768-348-2
GSC Record	216-156-1
Associate Head Coach/Recruiting Coordinator	#48 Jorge Saez
Assistant Coach/Pitching Coach	#11 Micah Kaczor
Assistant Coach	#40 Thomas Zazzaro
Assistant Coach	#15 Brandon Daniels
Baseball Data and Analytics	Mercedes Davis, Alyx Dill
Athletic Trainer	Dan Heinbaugh

MEDIA INFORMATION

Athletic Communications Coordinator	Philip Tang
Office Phone	423-614-3782
Email	ptang@leeuniversity.edu
Director of Broadcasting/Senior Writer	George Starr
Email	gstarr@leeuniversity.edu
Athletic Creative Content Director	Jonathan Murray
Email	jmurray@leeuniversity.edu
Athletic Communications Assistant/Baseball Contact	Tom Chatfield
Email	tchatfield@leeuniversity.edu
Athletic Communications Assistant	Adam Belford
Email	abelford@leeuniversity.edu

LEE UNIVERSITY'S RECORD

.....	2026
Overall	34-15
Home	21-5
Away	13-10
Neutral	0-0
GSC Games	22-11
GSC Home	11-4
GSC Away	11-7
Game 1 of Series	10-3
Game 2 of Series	9-4
Game 3 of Series	8-4
Weekend Series W-L Overall	9-4
Weekend Series W-L Home	6-1
Weekend Series W-L Away	3-3
Weekend Series Sweeps Overall	7-1
Weekend Series Sweeps Home	5-1
Weekend Series Sweeps Away	2-0
vs Ranked	8-2
Mid-Week Games	7-4
1-Run Games	2-7
2-Run Games	5-0
3-Run Games	4-1
4-Run Games	3-4
5+Run Games	20-3
Extra Innings	0-4
Shutouts	1-1
Lee Scores First	23-9
Opponent Scores First	11-6
Lee Scores 0-2 Runs	0-1
Lee Scores 3-5 Runs	6-8
Lee Scores 6-9 Runs	11-3
Lee Scores 10+ Runs	18-2
Opponent Scores 0-2 Runs	6-0
Opponent Scores 3-5 Runs	18-3
Opponent Scores 6-9 Runs	9-6
Opponent Scores 10+ Runs	1-6
Lee Out-Hits Opponent	28-6
Lee Out-Hit By Opponent	5-9
Hits Are Even	1-1
After 6 Leading	32-5
Trailing	0-9
Tied	2-1
After 7 Leading	32-2
Trailing	2-11
Tied	0-1
After 8 Leading	17-2
Trailing	0-8
Tied	2-1
Lee Hits 0 Home Runs	11-5
1 Home Run	7-7
2+ Home Runs	16-3
Opponent Hit 0 Home Runs	19-10
1 Home Run	14-2
2+ Home Runs	1-3
Lee Made 0 Errors	15-2
1 Error	12-3
2+ Errors	7-10
Opponent Made 0 Errors	7-8
1 Error	9-2
2+ Errors	18-5



THE LAST TIME A LEE TEAM...

EVENT	STAT	OPPONENT	DATE	SITE
Defeated a No. 1 Ranked Team	W, 2-0	#1 Tampa	April 9, 2022 (2)	Larry Carpenter Stadium
Defeated a Top 5 Team	W, 4-0	#4 West Alabama	April 18, 2026 (2)	Larry Carpenter Stadium
Defeated a Top 10 Team	W, 8-6	#17/#10 North Georgia	March 31, 2026	Dahlonega, Ga.
Defeated a Ranked Team	W, 14-6	#19/#20 Young Harris	April 14, 2026	Larry Carpenter Stadium
Played 12-15 Innings	13 (L, 7-8)	Shorter University	April 9, 2021	Larry Carpenter Stadium
Played 16+ Innings	16 (L, 4-5)	North Alabama	March 3, 2018	Larry Carpenter Stadium
Scored 10-15 Runs	W, 11-6	Trevecca	April 24, 2026	Nashville, Tenn.
Scored 15-19 Runs	W, 17-3 (7)	Christian Brothers	March 21, 2026 (1)	Larry Carpenter Stadium
Scored 20+ Runs	W, 21-3 (7)	Montevallo	March 28, 2026 (1)	Montevallo, Ala.
Scored 10 or more Runs in a Loss	L, 15-16	Montevallo	March 28, 2026 (2)	Montevallo, Ala.
Scored 10 or more Runs in an Inning	10, 1st inning (W, 21-3, 7 inn.)	Montevallo	March 28, 2026 (1)	Montevallo, Ala.
Hit Four Home Runs	4	Montevallo	March 28, 2026 (2)	Montevallo, Ala.
Hit Five Home Runs	5	Alabama Huntsville	February 21, 2026 (1)	Huntsville, Ala.
Hit Six or more Home Runs	7	Auburn Montgomery	May 16, 2024	Tampa, Fla.
Stole Five Bases	5	/RV West Florida	April 5, 2025 (2)	Larry Carpenter Stadium
Stole over Five Bases	6	Trevecca	April 24, 2026	Nashville, Tenn.
Walked 10-14 Times	14	Hillsdale College	February 7, 2025	Larry Carpenter Stadium
Walked 15+ Times	15	Shorter University	February 16, 2024	Rome, Ga.
Had Five or more Hit Batters	7	Mars Hill	February 9, 2024	Larry Carpenter Stadium
Had a Walk-off Hit	W, 9-8 (RBI Single)	Trevecca	April 26, 2025 (2)	Larry Carpenter Stadium
Had a Walk-off Home Run	W, 7-6 (2-run Home Run)	Montevallo	April 7, 2023 (2)	Larry Carpenter Stadium
Had a Walk-off Walk	W, 5-4	Tiffin University	February 8, 2026	Larry Carpenter Stadium
Had a Walk-off Wild Pitch	W, 3-2 (9 inn.)	/RV West Florida	April 5, 2025 (1)	Larry Carpenter Stadium
Had a Walk-off Hit by Pitch	W, 4-3	Emmanuel (Ga.)	January 30, 2026 (1)	Larry Carpenter Stadium
Had a Walk-off by Sac Fly	W, 6-5 (8 inn.)	West Florida	April 30, 2022 (2)	Larry Carpenter Stadium
Struck Out 10 Times	10	Lincoln Memorial	March 4, 2026	Harrogate, Tenn.
Struck Out 11-14 Times	12	Trevecca	April 24, 2026	Nashville, Tenn.
Struck Out 15 or more Times	16	Delta State	February 13, 2026	Larry Carpenter Stadium
Left 15 or more On Base	16	Christian Brothers	March 24, 2024	Larry Carpenter Stadium
Limited to One Hit	1 (7 inn.)	West Alabama	March 18, 2023 (2)	Livingston, Ala.
Was Shut Out	L, 0-4	Union University	March 6, 2026 (2)	Jackson, Tenn.
Pitched a Perfect Game	Matthew Gilson (5 inn.)	Union (Ky.)	February 18, 2002 (1)	Larry Carpenter Stadium
Pitched a No-Hitter	Jumpei Akanuma (7 inn.)	West Alabama	February 24, 2018	Larry Carpenter Stadium
Pitched 10-14 Strikeouts	11	Trevecca	April 24, 2026	Nashville, Tenn.
Pitched 15 or more Strikeouts	15	Mars Hill	February 11, 2023 (1)	Larry Carpenter Stadium
Walked 10 or more Batters	10	#8/#4 West Alabama	April 18, 2026 (1)	Larry Carpenter Stadium
Allowed 20 or more Runs	21	North Georgia	April 16, 2024	Dahlonega, Ga.
Allowed 15-19 Runs	16	Montevallo	March 28, 2026 (2)	Montevallo, Ala.
Allowed 20 or more Hits	22	Bellarmine	March 5, 2019 (2)	Larry Carpenter Stadium
Allowed 15-19 Hits	15	Mississippi College	March 13, 2026	Clinton, Miss.
Allowed Four or more Home Runs	4	Mississippi College	March 13, 2026	Clinton, Miss.
Recorded a Shutout	W, 4-0	#8/#4 West Alabama	April 18, 2026 (1)	Larry Carpenter Stadium
Recorded a One-Hit Shutout	W, 2-0	West Florida	April 27, 2024 (2)	Pensacola, Fla.
Recorded a Shutout at Home	W, 4-0	#8/#4 West Alabama	April 18, 2026 (1)	Larry Carpenter Stadium
Recorded a Shutout on the Road	W, 2-0	#25/#19 Carson-Newman	March 11, 2025	Jefferson City, Tenn.
Recorded a Shutout in a GSC Game	W, 4-0	#8/#4 West Alabama	April 18, 2026 (1)	Larry Carpenter Stadium
Recorded a Shutout in a GSC Tournament Game	W, 7-0	West Florida	May 7, 2018	Cleveland, Miss.
Allowed a Walk-off Hit	L 15-16 (9 inn.)	Montevallo	March 28, 2026 (2)	Montevallo, Ala.
Allowed a Walk-off Home Run	L, 12-16 (10 inn.) (Grand Slam)	Montevallo	March 27, 2026	Montevallo, Ala.
Allowed a Walk-off Walk	L, 1-2 (12 inn.)	West Florida	March 28 2015 (1)	Pensacola, Fla.
Allowed a Walk-off Wild Pitch	L, 3-4 (10 inn.)	West Alabama	April 2, 2017	Livingston, Ala.
Allowed a Walk-Off Hit by Pitch	L, 5-6 (7 inn.)	Delta State	March 13, 2022 (2)	Cleveland, Miss.
Allowed a Walk-Off Fielder's Choice	L, 7-8 (7 inn.)	Valdosta State	April 12, 2025 (2)	Valdosta, Ga.




THE LAST TIME A LEE PLAYER...

EVENT	PLAYER	STAT	OPPONENT	DATE	SITE
Led off a Road Game with Home Run	JJ Williams		Valdosta State	April 12, 2025 (2)	Valdosta, Ga.
Hit Two Home Runs	Cody Turner	Solo, 3-run	Trevecca	April 24, 2026	Nashville, Tenn.
Hit Three Home Runs	Cam Suto	2 2-run, Solo	Auburn Montgomery	May 16, 2024	Tampa, Fla.
Hit Four Home Runs	Has Never Happened				
Hit Home Run in Consecutive Games	Nate Caraballo	2	Trevecca	April 25, 2026	Nashville, Tenn.
Hit Home Run in Three Straight Games	JJ Williams	3	vs. AUM/at Tampa/Emmanuel	May 18, 2024/Feb. 1, 2025	Tampa, Fla./Carpenter Stadium
Hit Home Run in Both Games of a DH	Nate Caraballo	2	Trevecca	April 25, 2026	Nashville, Tenn.
Hit 2 Home Runs In Both Games of DH	Cam Suto	4	Christian Brothers	March 23, 2024	Larry Carpenter Stadium
Hit a Grand Slam	Luke Collier	Grand Slam	Montevallo	March 28, 2026 (2)	Montevallo, Ala.
Hit Two Grand Slams	Has Never Happened				
Hit for the Cycle	Not This Year				
Hit a Walk-off Hit	Luke Collier	RBI Single	Trevecca	April 26, 2025 (2)	Larry Carpenter Stadium
Hit a Walk-off Home Run	Malachi Cloud	2-run Home Run	Montevallo	April 7, 2023 (2)	Larry Carpenter Stadium
Hit a Walk-off Grand Slam	Not This Year				
Had Five or more Hits	Cody Turner	5	Christian Brothers	March 20, 2026	Larry Carpenter Stadium
Had Seven RBI	Ryan Beamish	7	West Georgia	March 26, 2021 (1)	Carrollton, Ga.
Had Eight RBI	Julian Alvarez	8	Southern Polytechnic State	March 30, 2009	Marietta, Ga.
Had over Eight RBI	Cam Suto	9	Christian Brothers	March 23, 2024 (2)	Larry Carpenter Stadium
Had Two Triples	Not This Year				
Had over Two Triples	Lance Zawadzki	3	Covenant College	April 10, 2007	Larry Carpenter Stadium
Had Three Doubles	Brandon Daniels	3	Christian Brothers	March 23, 2024 (2)	Larry Carpenter Stadium
Had over Three Doubles	Not This Year				
Stole Three Bases	Aiden McClary	3	Union University	March 8, 2026	Jackson, Tenn.
Stole Four Bases	Malachi Cloud	4	Alabama Huntsville	February 19, 2023	Huntsville, Ala.
Stole over Four Bases	Johnny Page	5	Bethel College	March 21, 1997	McKenzie, Tenn.
Stole Home	Braden Gabel	2nd Inning	Middle Georgia	April 21, 2026	Larry Carpenter Stadium
Scored Six Runs	JJ Williams	6	Tusculum University	March 25, 2025	Greeneville, Tenn.
Had 10+ Total Bases	JJ Williams	11	Tusculum University	March 25, 2025	Greeneville, Tenn.
Drew Four+ Walks	Jared Demkowicz	4	Auburn Montgomery	May 6, 2022	Oxford, Ala.
Hit By Pitch Three or more Times	Josiah Miller	3	North Greenville	February 25, 2025	Tigerville, S.C.
Struck Out Four Times	Tucker Platt	4	Christian Brothers	March 21, 2025	Memphis, Tenn.
Hit in 15-19 Straight Games	Luke Collier	15		March 10, 2026-April 4, 2026 (1)	
Hit in 20 or more Straight Games	Ben Holland	22		March 6, 2016-April 16, 2016	
	Trenton Hill	20		March 9, 2016-April 16, 2016	
Reached Base in 30-34 Straight Games	Aiden McClary	33		February 17, 2026-April 18, 2026 (2)	
Reached Base in over 35 Straight Games	Dylan Standifer	37		February 2, 2024-April 6, 2024	
Threw a Nine-Inning No-Hitter	Has Never Happened				
Threw a Seven-Inning No-Hitter	Junpei Akanuma	11 K	West Alabama	February 24, 2018	Larry Carpenter Stadium
Threw a Nine-Inning Perfect Game	Has Never Happened				
Threw a Seven-Inning Perfect Game	Has Never Happened				
Threw a Five-Inning Perfect Game	Matthew Gilson	6 K	Union (Ky.)	February 18, 2010 (1)	Larry Carpenter Stadium
Struck Out 10-14 in a Game	Evan Bloomer	12	Christian Brothers	March 20, 2026	Larry Carpenter Stadium
Struck Out 15+ in a Game	Logan Workman	15	Montevallo	March 19, 2021	Larry Carpenter Stadium
Pitched a Complete Game in a Loss	Jack Nedrow	L, 3-4 (7 inn.)	Valdosta State	February 26, 2022 (2)	Larry Carpenter Stadium
Pitched a Seven-Inning Complete Game	Dylan Van Meeteren	W, 4-0	#8/#4 West Alabama	April 18, 2026 (2)	Larry Carpenter Stadium
Pitched a Seven-Inning Shutout	Dylan Van Meeteren	W, 4-0	#8/#4 West Alabama	April 18, 2026 (2)	Larry Carpenter Stadium
Pitched an Eight-Inning Complete Game	Vince Spilker	W, 7-6	Auburn Montgomery	April 14, 2012 (2)	Larry Carpenter Stadium
Pitched an Eight-Inning Shutout	Not Since 2006				
Pitched a Nine-Inning Complete Game	Evan Bloomer	W, 8-2	Valdosta State	April 10, 2026	Larry Carpenter Stadium
Pitched a Nine-Inning Shutout	Cooper Casteel	W, 5-0	Union University	March 7, 2025	Larry Carpenter Stadium
Pitched a One-Hit Shutout	Jack Nedrow	W, 16-0 (7 inn.)	West Alabama	April 5, 2024	Larry Carpenter Stadium
Won Two Games in a GSC Series	Has Never Happened				
Pitched Two Shutouts in GSC Play	Jack Nedrow	2	West Alabama/at Union	April 5 & April 12, 2024	
Recorded Two Saves in GSC Series	Tim Gooden	Games 1 & 3	Delta State	April 19-20, 2024	Larry Carpenter Stadium
Pitched Back-to-Back Complete Games	Jack Nedrow	7 innings	West Alabama	April 5, 2024	Larry Carpenter Stadium
		7 innings	Union University	April 12, 2024	Jackson, Tenn.



2026 RADIO/TV ROSTER



1

COOPER ISAACS
 5-10 | 170 | Jr. | MINF | R/R




2

DYLAN VAN MEETEREN (VAN MEET-er-in)
 6-4 | 205 | R-Jr. | RHP | R/R



3

JJ WILLIAMS
 6-0 | 200 | Gr. | OF | R/R



6

LUKE COLLIER (COLLY-er)
 5-11 | 175 | R-Jr. | MINF | R/R



7

GAGE SHAVER
 6-2 | 185 | Jr. | LHP | R/R




8

LANDON FRANKLIN
 6-1 | 195 | R-So. | MINF | R/R




9

BRYCE HAWKINS
 6-0 | 225 | Sr. | RHP | R/R




10

ALEX BREW
 6-0 | 160 | R-Fr. | LHP | L/L



12

HAYDEN CHOATE (GHOTE)
 6-3 | 205 | R-Fr. | LHP | L/L




13

AIDEN MCCLARY
 6-3 | 205 | R-Jr. | INF | L/R




14

BRAYLON HALL
 6-2 | 170 | So. | RHP | R/R




16

CASEN YOUNGBLOOD (K-son)
 6-4 | 239 | Fr. | 1B | R/R



17

COLT MCKIBBEN
 6-2 | 175 | Sr. | LHP | L/L



18

ISAIAH FRENCH
 6-0 | 200 | Jr. | C | R/R




19

NATE DUNFEE (DUNE-fee)
 5-9 | 140 | Jr. | OF | L/L




20

CAL GOSS
 6-2 | 186 | R-So. | RHP | R/R




21

TRIPP COOK
 6-2 | 190 | Fr. | OF | R/R




22

TYLER PICKENS
 6-5 | 220 | Jr. | RHP | R/R




23

ROBERT HICKS
 6-2 | 230 | Fr. | 1B/3B | R/R




24

KEILIN SANDERS (KEY-tin)
 5-8 | 170 | R-Fr. | INF/OF | R/R




25

CODY TURNER
 6-2 | 208 | R-Jr. | OF/LHP | L/L




26

LANDON NEASE (NIECE)
 6-0 | 190 | R-Jr. | RHP | R/R




28

BRADEN GABEL (GAY-bull)
 5-8 | 160 | So. | MINF | R/R



29

NATE CARABALLO (CAH-ra-bayo)
 6-0 | 185 | R-Jr. | C/1B | R/R



30

COATES MASSEY (mass-E)
 6-2 | 210 | R-Jr. | RHP | R/R



2026 RADIO/TV ROSTER




MASON BRATCHER
6-1 | 180 | Fr. | RHP | R/R



RYAN VALDES (VAL-dez)
5-10 | 185 | So. | OF | R/R



CASON ENGERT (ING-gurt)
6-3 | 210 | Jr. | RHP | R/R



LONDON WARD
5-7 | 165 | R-Fr. | C | R/R



ADAM HERNANDEZ
5-7 | 180 | Fr. | MINF | R/R




EVAN BLOOMER
6-5 | 215 | So. | RHP | R/R




THEO OSTROWSKI (O-strauss-ski)
6-2 | 225 | Gr. | C | L/R




NOAH BRIGGS
6-2 | 190 | Fr. | MINF | R/R




LUKE TREECE
6-0 | 210 | Fr. | C | R/R



ZACHARY LAWSON
6-3 | 225 | Jr. | RHP | R/R



ZACH TIERNEY (TEAR-knee)
6-3 | 205 | R-Fr. | LHP | L/L




WILL CHLADNY (klad-KNEE)
6-4 | 205 | Fr. | RHP | R/R




MERCEDES DAVIS
BASEBALL DATA AND ANALYTICS



ALYX DILL (ALEX)
BASEBALL DATA AND ANALYTICS



DAN HEINBAUGH (HINE-bah)
HEAD ATHLETIC TRAINER



WILL ATKINSON
DIRECTOR OF SPORTS PERFORMANCE



LINDSEY JONES
ASST. DIR. OF ATHLETIC PERFORMANCE



MARK BREW
HEAD COACH



JORGE SAEZ (or-HAY SIGH-az)
ASSOCIATE HEAD COACH



MICAH KACZOR (MY-kah KAZZ-or)
ASSISTANT COACH



THOMAS ZAZZARO (zah-ZARE-o)
ASSISTANT COACH



BRANDON DANIELS
ASSISTANT COACH