

LEE UNIVERSITY FLAMES

LEE UNIVERSITY FLAMES



2-0
OVERALL

0-0
GSC

NR

NBCWA DIVISION II POLL (JANUARY 28, 2026)

MARK BREW
HEAD COACH

736-333-2
OVERALL

20th
SEASON

LEE 2026 STAT LEADERS

RBI	Nate Caraballo	5
BAVG	Braden Gabel	.750
RUNS	Gabel/French/McClary	3
WALKS	Williams/Collier	2
HR	French/Caraballo	1
IP	Evan Bloomer	5.0
WINS	Shaver/Pickens	1
ERA	Pickens/Bloomer/Bratcher	0.00
SO	Gage Shaver	5

TUESDAY, FEBRUARY 3, 2026 | 12:30 PM

LEE UNIVERSITY VS LINCOLN MEMORIAL UNIVERSITY
CLEVELAND, TENN. | LARRY CARPENTER STADIUM AT OLYMPIC FIELD
MID-WEEK NON-CONFERENCE

WATCH LIVE (FLOCOLLEGE): [HTTPS://FLOSPORTS.LINK/49XWUJM](https://flosports.link/49xwujm)

LIVE STATS (STATBROADCAST): [LINK](#)

GAME
3

Scan the selected QR code to access:



Game Day Program | Record Book



LINCOLN MEMORIAL RAILSPLITTERS



1-1
OVERALL

0-0
SAC

NR

NBCWA DIVISION II POLL (JANUARY 28, 2026)

JUSTIN HAYWOOD
HEAD COACH

127-101
OVERALL

6th
SEASON

2026 SCHEDULE/RESULTS

OVERALL RECORD: **2-0**

GSC: **0-0**

NON-CONFERENCE: **2-0**

HOME | AWAY | NEUTRAL: **2-0 | 0-0 | 0-0**

JAN	30	Emmanuel University (DH)	W, 4-3 W, 12-1 (7)
FEB	1	Emmanuel University	canceled
	3	Lincoln Memorial University	3 PM
	7	Tiffin University (DH)	1 PM
	8	Tiffin University	1 PM
	13	* Delta State University	3 PM
	14	* Delta State University (DH)	1 PM
	17	University of North Georgia	3 PM
	20	* at The University of Alabama in Huntsville	4 PM
	21	* at The University of Alabama in Huntsville (DH)	1 PM
	24	at Carson-Newman University	2 PM
	27	* Auburn University at Montgomery	4 PM
	28	* Auburn University at Montgomery (DH)	1 PM
MAR	3	at Lincoln Memorial University	4 PM
	6	* at Union University	6 PM
	7	* at Union University (DH)	1 PM
	10	Carson-Newman University	3 PM
	13	* at Mississippi College	4 PM
	14	* at Mississippi College (DH)	1 PM
	17	at Young Harris College	5 PM
	21	* Christian Brothers University	4 PM
	22	* Christian Brothers University (DH)	1 PM
	24	at Tusculum University	6 PM
	27	* at University of Montevallo	6 PM
	28	* at University of Montevallo (DH)	1 PM
	31	* at University of North Georgia	5 PM
APR	3	* at University of West Florida	6 PM
	4	* at University of West Florida (DH)	2 PM
	7	Tusculum University	6 PM
	10	* Valdosta State University	5 PM
	11	* Valdosta State University (DH)	1 PM
	14	Young Harris College	5 PM
	17	* University of West Alabama	5 PM
	18	* University of West Alabama (DH)	1 PM
	21	Middle Georgia State University	5 PM
	24	* at Trevecca Nazarene University	6 PM
	25	* at Trevecca Nazarene University (DH)	1 PM
MAY	1-5	# GSC Championship (Oxford, Ala.)	L, 4-6
	14-17	NCAA DII South Regional (Campus Sites)	
	21-23	NCAA DII South Super Regional (Campus Sites)	
	29-6	NCAA DII Championship (Cary, N.C.)	

* - GSC Games | # - GSC Championship | ! - DII Championship
All Times Listed Are **EASTERN**

FLOCOLLEGE
All GSC Games and Lee home games are broadcast on FloCollege
Subscription Required

LMU 2026 STAT LEADERS

RBI	Morse/Mullannix/Matti	2
BAVG	Gabe Gray	.556
RUNS	Brady Morse	3
WALKS	Hagedorn/Matti	2
HR	---	---
IP	Payton Armour	6.0
WINS	Payton Armour	1
ERA	Edds/Barnett/Jeffcoat/Smith	0.00
SO	Dylan Maire	3

GAME NOTES

- ➔ **LAST TIME OUT:** Lee claimed a pair of wins on Friday against Emmanuel University. The Flames came from behind to win 4-3 in the first game of the doubleheader before invoking the run-rule with a 12-1 defeat of the Lions in the second game. Landon Franklin delivered a two-run double to tied the score in the eighth inning and Nate Caraballo was hit by pitch to drive in the game-winning run in the bottom of the ninth. Game 2 saw the Flames record 11 hits, including a two-run homer by Isiah French and three-run shot by Caraballo that put Lee up 12-1 in the seventh to put an early end to the game.
- ➔ **SEASON OPENERS:** The Flames won their season opener for the 25th time out of the last 26 years.
- ➔ **HOME SWEET HOME:** Lee is 2-0 so far this season and were 42-17 at home last two seasons. Since 2020, the Flames have posted a record of 106-44 in games in Larry Carpenter Stadium at Olympic Field. Lee is 7-2 at home against LMU with two straight wins.
- ➔ **GSC PRESEASON:** The Flames were predicted to finish fifth in the GSC after receiving 79 points from the league's head coaches via an online poll. West Florida was picked first with 117 points. Delta State was second (102) with Mississippi College third (100) and Valdosta State fourth (87). JJ Williams, Isaiah Frence and Luke Collier were among 33 others on the GSC Returning Players to Watch List.
- ➔ **ABOUT LMU:** The Railsplitters split a pair of home games on Friday against Cedarville. LMU won the opener 6-5 before losing the second game 8-3.
- ➔ **LOOKING AHEAD:** The Flames host Tiffin University (Ohio) for a three-game series this weekend. Currently the teams are scheduled for a doubleheader on Saturday and a single game on Sunday.

ABOUT THE SERIES

- ➔ **SERIES RECORD:** Lee trails 8-12 | H: 7-2 | A: 1-10 | N: 0-0
- ➔ **FIRST MEETING:** April 7, 1998 | Franklin Springs, Ga. | L, 6-9
- ➔ **LATEST MEETING:** March 4, 2025 | Harrogate, Tenn. | L, 0-4
- ➔ **SERIES STREAKS:** Lee and LMU split the home-and-home series last year with both teams winning at home and LMU claiming the latest game. The teams also split the two games in 2024. Prior to that, LMU had two three-game win streaks separated by two Lee wins. Lee won the previous four. LMU won the first four meetings in the series.

SITUATIONAL RECORDS

Situation	W	L
Home	2	0
Away	0	0
Neutral	0	0
vs Ranked	0	0
Game 1 of Series	1	0
Game 2 of Series	1	0
Game 3 of Series	0	0
Mid-Week	0	0
Decided by 1 Run	1	0
Decided by 2+ Runs	1	0
Score First	0	0
Opp Scores First	2	0
Scoring 0-2 Runs	0	0
Scoring 3-5 Runs	1	0
Scoring 6+ Runs	1	0
Allow 0-2 Runs	1	0
Allow 3-5 Runs	1	0
Allow 6+ Runs	0	0
Out-Hit Opp	1	0
Opp Out-Hits	1	0
Hits are Even	0	0

2026 GSC STANDINGS (AS OF FEBRUARY 2)

SCHOOL	CONF.	CPCT.	HOME	AWAY	OVERALL	PCT.	HOME	AWAY	NEUTRAL	STREAK
LEE	0-0	.000	0-0	0-0	2-0	1.000	2-0	0-0	0-0	W2
WEST ALABAMA	0-0	.000	0-0	0-0	2-0	1.000	0-0	2-0	0-0	W2
WEST FLORIDA	0-0	.000	0-0	0-0	2-0	1.000	0-0	0-0	0-0	W2
MC	0-0	.000	0-0	0-0	3-1	.750	3-1	0-0	0-0	W2
MONTEVALLO	0-0	.000	0-0	0-0	2-1	.667	2-1	0-0	0-0	W1
AUM	0-0	.000	0-0	0-0	1-2	.333	1-2	0-0	0-0	L2
TREVECCA	0-0	.000	0-0	0-0	1-2	.333	0-0	1-2	0-0	W1
UAH	0-0	.000	0-0	0-0	1-2	.333	0-0	0-0	1-2	L1
UNION	0-0	.000	0-0	0-0	1-2	.333	0-0	1-2	0-0	L2
VALDOSTA STATE	0-0	.000	0-0	0-0	1-2	.333	0-0	1-2	0-0	L1
CHRISTIAN BROTHERS	0-0	.000	0-0	0-0	0-0	.000	0-0	0-0	0-0	---
DELTA STATE	0-0	.000	0-0	0-0	0-0	.000	0-0	0-0	0-0	---



LEE UNIVERSITY FLAMES

NO.	NAME	CL.	HT.	WT.	POS.	B/T	HOMETOWN/PREVIOUS SCHOOL
1	Cooper Isaacs	MINF	510	170	Jr.	R/R	Canton, Ga. / Cherokee HS
2	Dylan Van Meeteren	RHP	6-4	205	R-Jr.	R/R	Indio, Calif. / College of the Desert
3	JJ Williams	OF	6-0	200	Gr.	R/R	Franklin, Tenn. / Christ Presbyterian Acad.
6	Luke Collier	MINF	5-11	175	R-Jr.	R/R	Asheville, N.C. / Asheville Christian Acad.
7	Gage Shaver	LHP	6-2	185	Jr.	L/L	Rossville, Ga. / Southern Wesleyan Univ.
8	Landon Franklin	MINF	6-1	195	R-So.	R/R	Cleveland, Tenn. / Seminole State College of FL
9	Bryce Hawkins	RHP	6-0	225	Sr.	R/R	Cumming, Ga. / Mercer University
10	Alex Brew	LHP	6-0	180	R-Fr.	L/L	Cleveland, Tenn. / Bradley Central HS
12	Hayden Choate	LHP	6-3	205	R-Fr.	L/L	Chattanooga, Tenn. / McCallie School
13	Aiden McClary	INF	6-3	205	R-Jr.	L/R	Cleveland, Tenn. / Cleveland State CC
14	Brayton Hall	RHP	6-2	170	So.	R/R	Knoxville, Tenn. / Farragut HS
16	Casen Youngblood	1B	6-4	239	Fr.	R/R	Murfreesboro, Tenn. / Providence Christian Acad.
17	Colt McKibben	LHP	6-2	175	Sr.	L/L	Cartersville, Ga. / Cartersville HS
18	Isaiah French	C	6-0	200	Jr.	R/R	Maryville, Tenn. / Maryville HS
19	Nate Dunfee	OF	5-9	140	Jr.	L/L	Ringgold, Ga. / Cleveland State CC
20	Cal Goss	RHP	6-2	185	R-So.	R/R	Cartersville, Ga. / Cartersville HS
21	Tripp Cook	OF	6-2	190	Fr.	R/R	Anderson, S.C. / Crescent HS
22	Tyler Pickens	RHP	6-5	220	Jr.	R/R	Oak Ridge, Tenn. / Cleveland State CC
23	Robert Hicks	1B/3B	6-2	230	Fr.	R/R	Mableton, Ga. / Riverwood International Charter
24	Keilin Sanders	INF/OF	5-8	170	R-Fr.	R/R	Toccoa, Ga. / Franklin County HS
25	Cody Turner	OF/LHP	6-2	208	R-Jr.	L/L	Palmdale, Calif. / Antelope Valley College
26	Landon Nease	RHP	6-0	190	R-Jr.	R/R	Buford, Ga. / USC Sumter
28	Braden Gabel	MINF	5-8	160	So.	R/R	Kennesaw, Ga. / Mount Paran Christian School
29	Nate Caraballo	C/1B	6-0	185	R-Jr.	R/R	Imperial, Mo. / Lake Land College
30	Coates Massey	RHP	6-2	210	R-Jr.	R/R	Fortson, Ga. / Columbus State University
31	Mason Bratcher	RHP	6-1	180	Fr.	R/R	Tulahoma, Tenn. / Tulahoma HS
35	Ryan Valdes	OF	5-10	185	So.	R/R	Miami, Fla. / G. Holmes Braddock HS
37	Cason Engert	RHP	6-3	210	Jr.	R/R	Cumming, Ga. / East Tennessee State Univ.
38	Landon Ward	C	5-7	165	R-Fr.	R/R	Gallatin, Tenn. / Gallatin HS
39	Adam Hernandez	INF	5-7	180	Fr.	R/R	Miami, Fla. / G. Holmes Braddock HS
40	Evan Bloomer	RHP	6-5	215	So.	R/R	Collierville, Tenn. / First Assembly Christian School
41	Theo Ostrowski	C	6-2	225	Fr.	L/R	Essex, Mass. / Covenant Christian Acad.
42	Noah Briggs	INF	6-2	190	Fr.	R/R	Thompson's Station, Tenn. / Knights Acad.
44	Luke Treece	C	6-0	210	Fr.	R/R	Coalfield, Tenn. / Coalfield HS
45	Zachary Lawson	RHP	6-3	225	Jr.	R/R	Smyrna, Tenn. / Stewarts Creek HS
46	Zach Tierney	LHP	6-3	205	R-Fr.	L/L	South Pittsburg, Tenn. / South Pittsburg HS
48	Will Chladny	RHP	6-4	205	Fr.	R/R	Thompson's Station, Tenn. / Summit HS

LINCOLN MEMORIAL UNIVERSITY RAILSPLITTERS

NO.	NAME	CL.	HT.	WT.	POS.	B/T	HOMETOWN / PREVIOUS SCHOOL
1	Ty Edds	Fr.	--	--	OF	-/-	Maynardville, Tenn. / Union County HS
2	Caleb Jordan	So.	5-11	186	INF	R/R	Bell Buckle, Tenn. / Riverdale HS
3	Kevin Fernandez	Sr.	6-0	180	OF	R/R	Miami, Fla. / Pigeon Forge HS
4	Ford Hallock	R-So.	6-1	180	OF	R/R	Norcross, Ga. / Greater Atlanta Christian
5	Adrian Smith	Fr.	--	--	RHP/INF	R/R	West Chester, Ohio / Lakota West HS
7	Joey LaMattina	Jr.	5-10	180	C	R/R	Knoxville, Tenn. / Knoxville Catholic HS
8	Will Ragland III	Fr.	--	--	INF	-/-	Hilliard, Ohio / Hilliard Davidson HS
9	Bradric Helton	So.	6-0	193	LHP	R/L	Corbin, Ky. / Corbin HS
11	Easton Barnett	So.	5-9	173	RHP	R/R	Smyrna, Tenn. / Stewarts Creek HS
13	Josh Jeffcoat	R-Fr.	6-3	--	RHP	R/R	Murfreesboro, Tenn. / Eagleville HS
14	AJ Hootman	So.	6-3	175	RHP	R/R	South Charleston, Ohio / Shawnee HS
15	Alex Kowalski	Sr.	5-11	185	OF	R/R	Virginia Beach, Va. / Landstown HS
16	Nick Kaelin	R-So.	--	--	C	-/-	Louisville, Ky. / Frontier CC
17	Seth Newkirk	R-Fr.	6-3	220	1B	R/R	Corydon, Ind. / Floyd Central HS
18	Josh Marmo	R-Fr.	5-10	180	OF	R/R	Johnson City, Tenn. / Science Hill HS
19	Jack Santi	So.	6-0	213	LHP	-/L	Murfreesboro, Tenn. / Siegel HS
20	Gavin Zoeller	Jr.	--	--	LHP	-/L	Suwanee, Ga. / Augusta University
21	Ronny Matti	Fr.	--	--	UT	-/-	Johnson City, Tenn. / Providence Academy
22	Merrick Graham	So.	5-9	150	RHP	R/R	Lancaster, Ky. / Gerrard County HS
23	Dylan Maire	Sr.	--	188	RHP	R/R	Miami, Fla. / Palm Beach State College
24	Peyton Mullannix	R-Fr.	5-10	180	OF	R/R	Georgetown, Ky. / Great Crossing HS
25	Aaron Hobson	Jr.	--	--	INF	-/-	Ellenwood, Ga. / Presbyterian College
26	Ian Milliner	R-Fr.	6-4	228	RHP	R/R	Louisville, Ky. / St. Xavier HS
27	Brady Burns	Fr.	--	--	INF	-/-	Murfreesboro, Tenn. / Eagleville HS
30	Walker Strange	R-So.	--	--	INF	-/-	Knoxville, Tenn. / Volunteer State CC
31	Jackson Dempsey	Fr.	--	--	RHP	R/R	Marysville, Ohio / Marysville HS
32	Brooks Hagedorn	R-So.	5-8	170	INF	R/R	Louisville, Ky. / Trinity High School
33	Payton Armour	Jr.	6-2	205	RHP	R/R	Decatur, Tenn. / Meigs County HS
34	Ayden Jackson	Fr.	--	--	INF	-/-	Smyrna, Tenn. / Stewarts Creek HS
35	Lucas Smith	Sr.	--	--	RHP	R/R	Murfreesboro, Tenn. / Bethel University
36	Gabe Gray	Fr.	--	--	INF	-/-	Gallatin, Tenn. / Green Hill HS
37	Luke Lowery	R-So.	--	--	OF	-/-	Norris, Tenn. / Roane State CC
38	Jackson Martin	Fr.	--	--	INF	-/-	La Grange, Ky. / Oldham County HS
39	CJ Dugan	R-So.	6-0	180	OF	R/R	Spring Hill, Tenn. / Summit HS
40	Ian Setzer	Jr.	--	--	INF	-/-	Knoxville, Tenn. / University of Pikeville
43	Brady Morse	Gr.	--	--	RHP/1B	R/R	Danville, Ky. / Bellarmine University
44	Eli Edds	Sr.	6-3	180	RHP	R/R	Maynardville, Tenn. / Union County HS
45	Hudson "Hut" Hargrove	Fr.	--	--	C	-/-	Nashville, Tenn. / James Lawson HS
47	Eli Hanna	R-Fr.	6-3	186	RHP/1B	R/R	Lawrenceville, Ga. / Greater Atlanta Christian School

**MARK BREW**

Head Coach | #5

Overall Record: 736-333-2
Lee Record: 736-333-2 | 20th Season**JORGE SAEZ**

Associate Head Coach | #48

MICAH KACZOR

Assistant Coach | #11

THOMAS ZAZZARO

Assistant Coach | #40

BRANDON DANIELS

Assistant Coach | #15

**JUSTIN HAYWOOD**

Head Coach

Overall Record: 127-101
LMU Record: 127-101 | 6th Season**MATT THOMAS**

Associate Head Coach

JAMEL ROOKARD

TY FISHER

CAMERON BOWEN

Assistant Coaches



NATIONAL COLLEGIATE BASEBALL WRITERS OF AMERICA (NCBWA)
TOP 25 POLL | January 28, 2026

#	SCHOOL	W-L	PTS.	PREV.
1.	Tampa (20)	55-10	500	1
2.	Central Missouri	48-14	475	2
3.	UT Tyler	49-13	448	5
4.	Northwest Nazarene	46-16	442	3
5.	Catawba	46-14	420	6
6.	Lenoir-Rhyne	50-15	383	4
7.	East Stroudsburg	41-15	356	8
8.	Northwood	40-22	339	9
9.	Colorado Mesa	42-14	333	18
10.	Florida Southern	38-14-1	309	15
11.	Minnesota State	51-8	294	14
12.	Angelo State	48-10	260	7
13.	North Greenville	45-15	235	24
14.	Cal State Monterey Bay	39-19	226	13
15.	Grand Valley State	43-14	205	21
16.	Pittsburg State	42-12	200	11
17.	West Florida	36-21	189	10
18.	Felician	43-22	171	12
19.	Point Loma	39-18	137	RV
20.	Seton Hill	40-18	126	19
21.	Young Harris	40-17	88	25
22.	Millersville	44-10	82	16
23.	Indianapolis	34-24	76	20
24.	Westmont	43-14	62	17
25.	Thomas Jefferson	40-17	41	RV

RV: St. Edward's (37-23) 22; **Delta State (33-20) 16**; Davenport (42-15) 13; Francis Marion (40-13) 12; Bentley (33-15) 9; Arkansas Tech (32-23) 6; Belmont Abbey (41-17) 4; Lubbock Christian (34-23) 4; West Chester (35-17) 4; North Georgia (41-17) 3.

AMERICAN BASEBALL COACHES ASSOCIATION (ABCA)
TOP 30 POLL | January 27, 2026

#	SCHOOL	W-L	PTS.	PREV.
1.	Tampa (Fla.)	55-10	300	1
2.	Central Missouri	48-14	290	2
3.	Lenoir-Rhyne (N.C.)	50-15	280	4
4.	Texas-Tyler	49-13	270	5
5.	Catawba (N.C.)	46-14	260	7
6.	Florida Southern	38-15-1	250	NR
7.	Colorado Mesa	42-14	240	NR
8.	Northwest Nazarene (Idaho)	46-16	230	3
9.	Angelo State (Texas)	48-10	215	6
10.	North Greenville (S.C.)	45-15	208	13
11.	Minnesota State Mankato	51-8	205	9
12.	East Stroudsburg (Pa.)	41-16	200	10
13.	Westmont (Calif.)	43-14	190	14
14.	West Florida	36-21	180	15
15.	Cal State Monterey Bay	39-19	170	11
16.	Young Harris (Ga.)	40-17	155	21
17.	Belmont Abbey (N.C.)	41-17	150	20
18.	Point Loma (Calif.)	39-18	110	26
19.	Felician (N.J.)	43-22	98	17
20.	Northwood (Mich.)	40-22	95	18
21.	Mississippi College	35-23	92	29
22.	Davenport (Mich.)	42-15	90	19
23.	Millersville (Pa.)	44-10	84	12
24.	Grand Valley State (Mich.)	43-14	80	22
25.	Augustana (S.D.)	39-16	70	NR
26.	St. Edward's (Texas)	37-23	60	28
27.	Lander (S.C.)	43-15	50	24
28.	Seton Hill (Pa.)	40-18	40	27
29.	North Georgia	41-17	25	25
T30.	Indianapolis (Ind.)	34-24	10	RV
T30.	West Chester (Pa.)	35-17	10	RV

RV: Pittsburg State (Kan.), Arkansas Tech, Arkansas Monticello, Rollins (Fla.), Lynn (Fla.), **Delta State (Miss.)**, **Valdosta State (Ga.)**, Metro State (Colo.), Colorado State Pueblo, Lubbock Christian (Texas), Southern Arkansas, Cal State Dominguez Hills, Hawaii Pacific, Montana State Billings, Carson-Newman (Tenn.), Francis Marion (S.C.), Bentley (Mass.), Wilmington (Del.), Molloy (N.Y.), Franklin Pierce (N.H.), Southern New Hampshire, Jefferson (Pa.), Ashland (Ohio), Lewis (Ill.), California (Pa.), Slippery Rock (Pa.), Frostburg State (Md.).

GULF SOUTH CONFERENCE WEEKLY HONORS

PLAYER OF THE WEEK

Zach Stokes, UWF Feb. 3

PITCHER OF THE WEEK

Eli Roberts, UWF Feb. 3

FRESHMAN OF THE WEEK

Mason Woolever, UM Feb. 3

2026 GULF SOUTH CONFERENCE SCHEDULE (WEEK OF FEBRUARY 2-8)

TUESDAY, FEBRUARY 3

Lincoln Memorial at Lee
Montevallo at Spring Hill
Lane at Trevecca
AUM at Georgia Southwestern
Valdosta State at Florida Southern

THURSDAY, FEBRUARY 5

Florida Tech at Valdosta State

FRIDAY, FEBRUARY 5

Drury at UAH (DH)
MC at North Georgia
Quincy at Christian Brothers
West Florida at Rollins
Southern Wesleyan at AUM
McKendree at Union
Kentucky Wesleyan at Trevecca
Florida Tech at Valdosta State
Albany State at West Alabama
Montevallo at Tampa
Delta State at Spring Hill

12:30 pm ET

2 pm CT

3 pm CT

5 pm CT

5 pm ET

6 pm ET

12 pm CT

1 pm CT

1 pm CT

1 p CT

3 pm CT

3 pm CT

3 pm CT

4 pm ET

5 pm CT

5 pm CT

5 pm CT

SATURDAY, FEBRUARY 7

Drury at UAH
Quincy at Christian Brothers (DH)
McKendree at Union (DH)
Southern Wesleyan at AUM (DH)
West Florida at Rollins
Albany State at West Alabama
Kentucky Wesleyan at Trevecca (DH)
MC at North Georgia
Delta State at Spring Hill (DH)
Tiffin at Lee (DH)
Florida Tech at Valdosta State
Montevallo at Tampa
Augusta at West Alabama

SUNDAY, FEBRUARY 8

MC at North Georgia
West Florida at Rollins
Montevallo at Tampa
Augusta at West Alabama
Tiffin at Lee

11 am CT

11 am CT

12 pm CT

12 pm CT

12 pm CT

12 pm CT

12 pm CT

1 pm Ct

1 pm CT

1 pm CT

1 pm ET

1 pm ET

2 pm CT

8 pm CT

11 am CT

11 am CT

11 am CT

12 pm CT

1 pm ET



MARK BREW | HEAD COACH

» Alma Mater:	Trevecca Nazarene, 1994
» Hometown:	Smyrna, TN
» Family:	Wife: Rachel
» Children:	Elise and Alex

CAREER NUMBERS TO KNOW

736

In his 20th season as a head coach, Mark Brew has collected 736 victories, all at Lee.

17

Coach Brew has posted 17 winning seasons in 19 years as a head coach. His overall career win percentage is .688 (736-333-2).

3

3 different teams have qualified for the NCAA DII National Tournaments (2021, 2022, 2024). Lee has posted a 6-6 record.

194

Lee has won 194 regular-season GSC games under coach Mark Brew. His GSC record now stands at 194-145-1 (.572).

7

Consecutive NAIA World Series appearances (2007-2013). Finished in top four in final six, including two second-place performances.

@LEEUBASEBALL MILESTONES

1

Defeated Freed-Hardeman, 6-5, for his first victory at Lee on February 3, 2007.

2

Highest seeding in the NCAA South Region. The Flames were the No. 2 seed when Lee qualified for the 2021 NCAA tournament.

33

Players that were drafted/signed MLB contracts while Brew was Head Coach and Assistant Coach for the Flames.

500

Defeated Shorter University, 8-1, on March 18, 2017, to post his 500th career coaching victory.

700

Defeated Tusculum University 10-5 on April 10, 2024, to record his 700th coaching victory.



HEAD COACH | 19TH SEASON @ LEE

YEAR-BY-YEAR RECORD

YEAR	SCHOOL	RECORD	PCT
2007	Lee	51-15	0.773
2008	Lee	63-10	0.863
2009	Lee	53-14	0.791
2010	Lee	52-13	0.800
2011	Lee	51-14	0.785
2012	Lee	56-11-1	0.831
2013	Lee	51-12	0.810
2014	Lee	37-19	0.638
2015	Lee	39-19-1	0.669
2016	Lee	30-18	0.625
2017	Lee	27-23	0.540
2018	Lee	27-26	0.509
2019	Lee	23-26	0.469
2020*	Lee	14-9	0.609
2021	Lee	36-11	0.766
2022	Lee	33-24	0.579
2023	Lee	28-25	0.528
2024	Lee	39-18	0.684
2025	Lee	24-26	0.480
2026	Lee	2-0	1.000
Overall		736-333-2	0.688
	Lee	736-333-2	0.688

LEE UNIVERSITY IN GSC CHAMPIONSHIP

2016		2024	
at West Florida	L, 7-11	vs. West Georgia	W, 10-2
vs. Alabama Huntsville	L, 9-10	vs. Valdosta State	L, 0-10 (7)
		vs. Delta State	L, 3-5

2018		2025	
vs. Montevallo	W, 10-4	vs. Valdosta State	L, 4-6
vs. West Florida	W, 7-0	vs. Trevecca Nazarene	L, 2-4
vs. West Georgia	L, 3-8		
vs. Mississippi College (Final)	L, 6-7		

2021	
vs. Auburn Montgomery	W, 8-3
vs. Delta State	L, 2-13
vs. Valdosta State	W, 13-7
vs. West Florida	L, 7-10

2022	
vs. Auburn Montgomery	W, 9-1
vs. Delta State	W, 9-3
vs. Alabama Huntsville	W, 8-5
vs. Shorter	L, 1-11 (7 inn.)
vs. Shorter (Final)	W, 19-8

2023	
vs. Montevallo	W, 10-2
vs. Shorter	W, 11-6
vs. Valdosta State	L, 9-13
vs. West Florida	L, 2-11

LEE UNIVERSITY IN NCAA TOURNAMENT

2021	
vs. Alabama Huntsville	W, 4-1
vs. Tampa	L, 7-12
vs. Alabama Huntsville	W, 10-4
at West Florida	L, 0-7

2022	
at Saint Leo	W, 17-7
vs. Rollins	L, 1-15
at Saint Leo	W, 9-5
vs. Rollins	L, 3-7

2024	
vs. Auburn Montgomery	W, 24-7
at Tampa	L, 1-13
vs. Auburn Montgomery	W, 8-7
at Tampa	L, 3-16



FLAMES QUICK FACTS

LEE UNIVERSITY

Location	Cleveland, Tenn.
Phone Number	423-614-8000
Founded	1918
Enrollment	3,820
Nickname	Lady Flames/Flames
Colors	Maroon & White
Mascot	Valor
Affiliation	NCAA Division II
Conference	Gulf South (GSC)
President	Dr. Phil Cook
Chancellor	Dr. Charles Paul Conn
Athletic Director	John Maupin
Deputy AD/Senior Woman Administrator	Jessica McIntyre
Associate AD (Internal Operations)	Marty Rowe
Assistant AD for Student-Athlete Wellness	Breanne Crittenden
Director of Facilities and Game Operations	Mark Brew
Compliance Coordinator	Silvia Beauzile
Faculty Athletics Representative	Dr. Jason Robinson
Athletics Office Coordinator	Tena Walker
Assistant for Athletic Operations/SAAC Administrator	Kayla Louie
Director of Student-Athlete Welfare and Athletics Counseling	Hannah Manning
Team Physician	Dr. DeWayne Knight
Team Physician	Dr. Jason Spangler
Head Athletic Trainer	Daniel Heinbaugh
Sports Medicine Coordinator	Breanne Crittenden
Director of Sports Performance	Will Atkinson
Assistant Director of Athletic Performance	Lindsay Jones

BASEBALL HISTORY

Inaugural Season	N/A, Reinstated in 1996
All-Time Record (since 1996)	1093-571-2
All-Time GSC Record	194-145-1
GSC Regular Season Championships	2 (2024, 2021)
GSC Tournament Appearances/Last	7/2025
Record	11-13
GSC Tournament Championships	1 (2022)
NCAA DII Championship Appearances/Last	3/2024
Record	6-6
NCAA DII South Region Championships	0

BASEBALL STAFF

Head Coach	#5 Mark Brew (Trevecca Nazarene, 1994)
Lee Record	736-333-2
Career Record	736-333-2
GSC Record	194-145-1
Associate Head Coach/Recruiting Coordinator	#48 Jorge Saez
Assistant Coach/Pitching Coach	#11 Micah Kaczor
Assistant Coach	#40 Thomas Zazzaro
Assistant Coach	#15 Brandon Daniels
Baseball Data and Analytics	Mercedes Davis, Alyx Dill
Athletic Trainer	Dan Heinbaugh

MEDIA INFORMATION

Athletic Communications Coordinator	Philip Tang
Office Phone	423-614-3782
Email	ptang@leeuniversity.edu
Director of Broadcasting/Senior Writer	George Starr
Email	gstarr@leeuniversity.edu
Athletic Creative Content Director	Jonathan Murray
Email	jmurray@leeuniversity.edu
Athletic Communications Assistant/Baseball Contact	Tom Chatfield
Email	tchatfield@leeuniversity.edu
Athletic Communications Assistant	Adam Belford
Email	abelford@leeuniversity.edu

LEE UNIVERSITY'S RECORD

	2026
Overall	2-0
Home	2-0
Away	0-0
Neutral	0-0
GSC Games	0-0
GSC Home	0-0
GSC Away	0-0
Game 1 of Series	1-0
Game 2 of Series	1-0
Game 3 of Series	0-0
Weekend Series W-L Overall	1-0
Weekend Series W-L Home	1-0
Weekend Series W-L Away	0-0
Weekend Series Sweeps Overall	1-0
Weekend Series Sweeps Home	1-0
Weekend Series Sweeps Away	0-0
vs Ranked	0-0
Mid-Week Games	0-0
1-Run Games	1-0
2-Run Games	0-0
3-Run Games	0-0
4-Run Games	0-0
5+Run Games	1-0
Extra Innings	0-0
Shutouts	0-0
Lee Scores First	0-0
Opponent Scores First	2-0
Lee Scores 0-2 Runs	0-0
Lee Scores 3-5 Runs	1-0
Lee Scores 6-9 Runs	0-0
Lee Scores 10+ Runs	1-0
Opponent Scores 0-2 Runs	1-0
Opponent Scores 3-5 Runs	1-0
Opponent Scores 6-9 Runs	0-0
Opponent Scores 10+ Runs	0-0
Lee Out-Hits Opponent	1-0
Lee Out-Hit By Opponent	1-0
Hits Are Even	0-0
After 6 Leading	1-0
Trailing	0-0
Tied	1-0
After 7 Leading	1-0
Trailing	1-0
Tied	0-0
After 8 Leading	0-0
Trailing	0-0
Tied	1-0
Lee Hits 0 Home Runs	1-0
1 Home Run	0-0
2+ Home Runs	1-0
Opponent Hit 0 Home Runs	2-0
1 Home Run	0-0
2+ Home Runs	0-0
Lee Made 0 Errors	1-0
1 Error	0-0
2+ Errors	1-0
Opponent Made 0 Errors	0-0
1 Error	0-0
2+ Errors	2-0



THE LAST TIME A LEE TEAM...

EVENT	STAT	OPPONENT	DATE	SITE
Defeated a No. 1 Ranked Team	W, 2-0	#1 Tampa	April 9, 2022 (2)	Larry Carpenter Stadium
Defeated a Top 5 Team	W, 2-0	#1 Tampa	April 8, 2022 (2)	Larry Carpenter Stadium
Defeated a Top 10 Team	W, 7-6	#10 Montevallo	April 7, 2023 (2)	Larry Carpenter Stadium
Defeated a Ranked Team	W, 2-0	#25/#19 Carson-Newman	March 11, 2025	Jefferson City, Tenn.
Played 12-15 Innings	13 (L, 7-8)	Shorter University	April 9, 2021	Larry Carpenter Stadium
Played 16+ Innings	16 (L, 4-5)	North Alabama	March 3, 2018	Larry Carpenter Stadium
Scored 10-15 Runs	W, 12-1 (7)	Emmanuel (Ga.)	January 30, 2026 (2)	Larry Carpenter Stadium
Scored 15-19 Runs	W, 16-2	Tusculum University	March 25, 2025	Greeneville, Tenn.
Scored 20+ Runs	W, 24-7	Auburn Montgomery	May 16, 2024	Tampa, Fla.
Scored 10 or more Runs in a Loss	L, 10-11	Auburn Montgomery	March 1, 2025 (1)	Montgomery, Ala.
Scored 10 or more Runs in an Inning	10, 7th inning (W, 16-1)	Southern Polytechnic State	March 21, 2013	Larry Carpenter Stadium
Hit Four Home Runs	4	Alabama Huntsville	March 30, 2024 (1)	Huntsville, Ala.
Hit Five Home Runs	5	West Alabama	April 5, 2024	Larry Carpenter Stadium
Hit Six or more Home Runs	7	Auburn Montgomery	May 16, 2024	Tampa, Fla.
Stole Five Bases	5	-/RV West Florida	April 5, 2025 (2)	Larry Carpenter Stadium
Stole over Five Bases	8	Tusculum University	March 25, 2025	Greeneville, Tenn.
Walked 10-14 Times	14	Hillsdale College	February 7, 2025	Larry Carpenter Stadium
Walked 15+ Times	15	Shorter University	February 16, 2024	Rome, Ga.
Had Five or more Hit Batters	7	Mars Hill	February 9, 2024	Larry Carpenter Stadium
Had a Walk-off Hit	W, 9-8 (RBI Single)	Trevecca	April 26, 2025 (2)	Larry Carpenter Stadium
Had a Walk-off Home Run	W, 7-6 (2-run Home Run)	Montevallo	April 7, 2023 (2)	Larry Carpenter Stadium
Had a Walk-off Walk	Not Since 2012			
Had a Walk-off Wild Pitch	W, 3-2 (9 inn.)	-/RV West Florida	April 5, 2025 (1)	Larry Carpenter Stadium
Had a Walk-off Hit by Pitch	Not Since 2012			
Had a Walk-off by Sac Fly	W, 6-5 (8 inn.)	West Florida	April 30, 2022 (2)	Larry Carpenter Stadium
Struck Out 10 Times	10	West Alabama	April 18, 2025	Livingston, Ala.
Struck Out 11-14 Times	12	#5/#8 North Greenville	April 15, 2025	Larry Carpenter Stadium
Struck Out 15 or more Times	15	Valdosta State	April 12, 2025 (1)	Valdosta, Ga.
Left 15 or more On Base	16	Christian Brothers	March 24, 2024	Larry Carpenter Stadium
Limited to One Hit	1 (7 inn.)	West Alabama	March 18, 2023 (2)	Livingston, Ala.
Was Shut Out	L, 0-7	RV/#21 Young Harris	March 18, 2025	Larry Carpenter Stadium
Pitched a Perfect Game	Matthew Gilson (5 inn.)	Union (Ky.)	February 18, 2002 (1)	Larry Carpenter Stadium
Pitched a No-Hitter	Jumpei Akanuma (7 inn.)	West Alabama	February 24, 2018	Larry Carpenter Stadium
Pitched 10-14 Strikeouts	14	Trevecca	April 27, 2025	Larry Carpenter Stadium
Pitched 15 or more Strikeouts	15	Mars Hill	February 11, 2023 (1)	Larry Carpenter Stadium
Walked 10 or more Batters	10	Emmanuel (Ga.)	February 2, 2025	Larry Carpenter Stadium
Allowed 20 or more Runs	21	North Georgia	April 16, 2024	Dahlonega, Ga.
Allowed 15-19 Runs	17	#5/#8 North Greenville	April 15, 2025	Larry Carpenter Stadium
Allowed 20 or more Hits	22	Bellarmine	March 5, 2019 (2)	Larry Carpenter Stadium
Allowed 15-19 Hits	15	Trevecca	April 27, 2025	Larry Carpenter Stadium
Allowed Four or more Home Runs	4	#5/#8 North Greenville	April 15, 2025	Larry Carpenter Stadium
Recorded a Shutout	W, 1-0	Mississippi College	March 15, 2025	Larry Carpenter Stadium
Recorded a One-Hit Shutout	W, 2-0	West Florida	April 27, 2024 (2)	Pensacola, Fla.
Recorded a Shutout at Home	W, 1-0	Mississippi College	March 15, 2025	Larry Carpenter Stadium
Recorded a Shutout on the Road	W, 2-0	#25/#19 Carson-Newman	March 11, 2025	Jefferson City, Tenn.
Recorded a Shutout in a GSC Game	W, 1-0	Mississippi College	March 15, 2025	Larry Carpenter Stadium
Recorded a Shutout in a GSC Tournament Game	W, 7-0	West Florida	May 7, 2018	Cleveland, Miss.
Allowed a Walk-off Hit	L 1-2 (10 inn.)	West Alabama	April 18, 2025	Livingston, Ala.
Allowed a Walk-off Home Run	L, 6-7 (3-run Home Run)	Auburn Montgomery	March 4, 2023 (1)	Montgomery, Ala.
Allowed a Walk off Walk	L, 1-2 (12 inn.)	West Florida	March 28 2015 (1)	Pensacola, Fla.
Allowed a Walk-off Wild Pitch	L, 3-4 (10 inn.)	West Alabama	April 2, 2017	Livingston, Ala.
Allowed a Walk-Off Hit by Pitch	L, 5-6 (7 inn.)	Delta State	March 13, 2022 (2)	Cleveland, Miss.
Allowed a Walk-Off Fielder's Choice	L, 7-8 (7 inn.)	Valdosta State	April 12, 2025 (2)	Valdosta, Ga.




THE LAST TIME A LEE PLAYER...

EVENT	PLAYER	STAT	OPPONENT	DATE	SITE
Led off a Road Game with Home Run	JJ Williams		Valdosta State	April 12, 2025 (2)	Valdosta, Ga.
Hit Two Home Runs	JJ Williams	Solo, Solo	Valdosta State	April 12, 2025 (2)	Valdosta, Ga.
Hit Three Home Runs	Cam Suto	2 2-run, Solo	Auburn Montgomery	May 16, 2024	Tampa, Fla.
Hit Four Home Runs	Has Never Happened				
Hit Home Run in Consecutive Games	Malachi Cloud	2	Tusculum/Valdosta State	April 8, 2025/April 11, 2025	Carpenter Stadium/Valdosta, Ga.
Hit Home Run in Three Straight Games	JJ Williams	3	vs. AUM/at Tampa/Emmanuel	May 18, 2024/Feb. 1, 2025	Tampa, Fla./Carpenter Stadium
Hit Home Run in Both Games of a DH	Cam Suto	2	Christian Brothers	March 23, 2024	Larry Carpenter Stadium
Hit 2 Home Runs In Both Games of DH	Cam Suto	4	Christian Brothers	March 23, 2024	Larry Carpenter Stadium
Hit a Grand Slam	Ryan Valdes	Grand Slam	Christian Brothers	March 22, 2025 (1)	Memphis, Tenn.
Hit Two Grand Slams	Has Never Happened				
Hit for the Cycle	Not This Year				
Hit a Walk-off Hit	Luke Collier	RBI Single	Trevecca	April 26, 2025 (2)	Larry Carpenter Stadium
Hit a Walk-off Home Run	Malachi Cloud	2-run Home Run	Montevallo	April 7, 2023 (2)	Larry Carpenter Stadium
Hit a Walk-off Grand Slam	Not This Year				
Had Five or more Hits	JJ Williams	5	Tusculum University	March 25, 2025	Greeneville, Tenn.
Had Seven RBI	Ryan Beamish	7	West Georgia	March 26, 2021 (1)	Carrollton, Ga.
Had Eight RBI	Julian Alvarez	8	Southern Polytechnic State	March 30, 2009	Marietta, Ga.
Had over Eight RBI	Cam Suto	9	Christian Brothers	March 23, 2024 (2)	Larry Carpenter Stadium
Had Two Triples	Not This Year				
Had over Two Triples	Lance Zawadzki	3	Covenant College	April 10, 2007	Larry Carpenter Stadium
Had Three Doubles	Brandon Daniels	3	Christian Brothers	March 23, 2024 (2)	Larry Carpenter Stadium
Had over Three Doubles	Not This Year				
Stole Three Bases	Malachi Cloud	3	-RV West Florida	April 5, 2025 (2)	Larry Carpenter Stadium
Stole Four Bases	Malachi Cloud	4	Alabama Huntsville	February 19, 2023	Huntsville, Ala.
Stole over Four Bases	Johnny Page	5	Bethel College	March 21, 1997	McKenzie, Tenn.
Stole Home	Siosi Poti	3rd Inning	Palm Beach Atlantic	May 22, 2015	Mason, Ohio
Scored Six Runs	JJ Williams	6	Tusculum University	March 25, 2025	Greeneville, Tenn.
Had 10+ Total Bases	JJ Williams	11	Tusculum University	March 25, 2025	Greeneville, Tenn.
Drew Four+ Walks	Jared Demkowicz	4	Auburn Montgomery	May 6, 2022	Oxford, Ala.
Hit By Pitch Three or more Times	Josiah Miller	3	North Greenville	February 25, 2025	Tigerville, S.C.
Struck Out Four Times	Tucker Platt	4	Christian Brothers	March 21, 2025	Memphis, Tenn.
Hit in 15-19 Straight Games	JJ Williams	17		March 8, 2025 (2)-April 5, 2025 (2)	
Hit in 20 or more Straight Games	Ben Holland	22		March 6, 2016-April 16, 2016	
	Trenton Hill	20		March 9, 2016-April 16, 2016	
Reached Base in 30-34 Straight Games	Brandon Daniels	31		March 6, 2024-April 27, 2024	
Reached Base in over 35 Straight Games	Dylan Standifer	37		February 2, 2024-April 6, 2024	
Threw a Nine-Inning No-Hitter	Has Never Happened				
Threw a Seven-Inning No-Hitter	Junpei Akanuma	11 K	West Alabama	February 24, 2018	Larry Carpenter Stadium
Threw a Nine-Inning Perfect Game	Has Never Happened				
Threw a Seven-Inning Perfect Game	Has Never Happened				
Threw a Five-Inning Perfect Game	Matthew Gilson	6 K	Union (Ky.)	February 18, 2010 (1)	Larry Carpenter Stadium
Struck Out 10-14 in a Game	Frankie Volkers	10	Carson-Newman	March 12, 2024	Jefferson City, Tenn.
Struck Out 15+ in a Game	Logan Workman	15	Montevallo	March 19, 2021	Larry Carpenter Stadium
Pitched a Complete Game in a Loss	Jack Nedrow	L, 3-4 (7 inn.)	Valdosta State	February 26, 2022 (2)	Larry Carpenter Stadium
Pitched a Seven-Inning Complete Game	Jack Nedrow	W, 13-2	Union University	April 12, 2024	Jackson, Tenn.
Pitched a Seven-Inning Shutout	Keegan Gagliardo	W, 17-2	Delta State	April 20, 2024 (1)	Larry Carpenter Stadium
Pitched an Eight-Inning Complete Game	Vince Spilker	W, 7-6	Auburn Montgomery	April 14, 2012 (2)	Larry Carpenter Stadium
Pitched an Eight-Inning Shutout	Not Since 2006				
Pitched a Nine-Inning Complete Game	Cooper Casteel	W, 5-0	Union University	March 7, 2025	Larry Carpenter Stadium
Pitched a Nine-Inning Shutout	Cooper Casteel	W, 5-0	Union University	March 7, 2025	Larry Carpenter Stadium
Pitched a One-Hit Shutout	Jack Nedrow	W, 16-0 (7 inn.)	West Alabama	April 5, 2024	Larry Carpenter Stadium
Won Two Games in a GSC Series	Has Never Happened				
Pitched Two Shutouts in GSC Play	Jack Nedrow	2	West Alabama/at Union	April 5 & April 12, 2024	
Recorded Two Saves in GSC Series	Tim Gooden	Games 1 & 3	Delta State	April 19-20, 2024	Larry Carpenter Stadium
Pitched Back-to-Back Complete Games	Jack Nedrow	7 innings	West Alabama	April 5, 2024	Larry Carpenter Stadium
		7 innings	Union University	April 12, 2024	Jackson, Tenn.




2026 RADIO/TV ROSTER



1

COOPER ISAACS


5-10 | 170 | Jr. | MINF | R/R



2

DYLAN VAN MEETEREN (VAN MEET-er-in)


6-4 | 205 | R-Jr. | RHP | R/R



3

JJ WILLIAMS


6-0 | 200 | Gr. | OF | R/R



6

LUKE COLLIER (COLLY-er)

5-11 | 175 | R-Jr. | MINF | R/R



7

GAGE SHAVER


6-2 | 185 | Jr. | LHP | R/R



8

LANDON FRANKLIN


6-1 | 195 | R-So. | MINF | R/R



9

BRYCE HAWKINS


6-0 | 225 | Sr. | RHP | R/R



10

ALEX BREW

6-0 | 160 | R-Fr. | LHP | L/L



12

HAYDEN CHOATE (CHOTE)

6-3 | 205 | R-Fr. | LHP | L/L



13

AIDEN MCCLARY


6-3 | 205 | R-Jr. | INF | L/R



14

BRAYLON HALL


6-2 | 170 | So. | RHP | R/R



16

CASEN YOUNGBLOOD (K-son)


6-4 | 239 | Fr. | 1B | R/R



17

COLT MCKIBBEN


6-2 | 175 | Sr. | LHP | L/L



18

ISAIAH FRENCH


6-0 | 200 | Jr. | C | R/R



19

NATE DUNFEE (DUNE-fee)


5-9 | 140 | Jr. | OF | L/L



20

CAL GOSS


6-2 | 186 | R-So. | RHP | R/R



21

TRIPP COOK


6-2 | 190 | Fr. | OF | R/R



22

TYLER PICKENS


6-5 | 220 | Jr. | RHP | R/R



23

ROBERT HICKS


6-2 | 230 | Fr. | 1B/3B | R/R



24

KEILIN SANDERS (KEY-lin)


5-8 | 170 | R-Fr. | INF/OF | R/R



25

CODY TURNER


6-2 | 208 | R-Jr. | OF/LHP | L/L



26

LANDON NEASE (NIECE)


6-0 | 190 | R-Jr. | RHP | R/R



28

BRADEN GABEL (GAY-bull)


5-8 | 160 | So. | MINF | R/R



29

NATE CARABALLO (CAH-ra-bayo)

6-0 | 185 | R-Jr. | C/1B | R/R



30

COATES MASSEY (mass-E)

6-2 | 210 | R-Jr. | RHP | R/R



2026 RADIO/TV ROSTER




MASON BRATCHER
6-1 | 180 | Fr. | RHP | R/R



RYAN VALDES (VAL-dez)
5-10 | 185 | So. | OF | R/R



CASON ENGERT (ING-gurt)
6-3 | 210 | Jr. | RHP | R/R



LONDON WARD
5-7 | 165 | R-Fr. | C | R/R



ADAM HERNANDEZ
5-7 | 180 | Fr. | MINF | R/R




EVAN BLOOMER
6-5 | 215 | So. | RHP | R/R




THEO OSTROWSKI (O-strauss-ski)
6-2 | 225 | Gr. | C | L/R




NOAH BRIGGS
6-2 | 190 | Fr. | MINF | R/R




LUKE TREECE
6-0 | 210 | Fr. | C | R/R



ZACHARY LAWSON
6-3 | 225 | Jr. | RHP | R/R



ZACH TIERNEY (TEAR-knee)
6-3 | 205 | R-Fr. | LHP | L/L



WILL CHLADNY (klad-KNEE)
6-4 | 205 | Fr. | RHP | R/R




MERCEDES DAVIS
BASEBALL DATA AND ANALYTICS



ALYX DILL (ALEX)
BASEBALL DATA AND ANALYTICS



DAN HEINBAUGH (HINE-bah)
HEAD ATHLETIC TRAINER



WILL ATKINSON
DIRECTOR OF SPORTS PERFORMANCE



LINDSEY JONES
ASST. DIR. OF ATHLETIC PERFORMANCE



MARK BREW
HEAD COACH



JORGE SAEZ (or-HAY SIGH-az)
ASSOCIATE HEAD COACH



MICAH KACZOR (MY-kah KAZZ-or)
ASSISTANT COACH



THOMAS ZAZZARO (zah-ZARE-o)
ASSISTANT COACH



BRANDON DANIELS
ASSISTANT COACH