

# LEE UNIVERSITY FLAMES

## LEE UNIVERSITY FLAMES



**35-15** OVERALL  
**22-11** GSC

**#25** NCBWA DIVISION II POLL (APRIL 29, 2026)  
**#22** ABCA DIVISION II POLL (APRIL 28, 2026)

**MARK BREW**  
HEAD COACH

**769-348-2** OVERALL  
**20th** SEASON

## SUNDAY, MAY 3, 2026 LEE UNIVERSITY VS MISSISSIPPI COLLEGE OXFORD, ALA. | CHOCCOLOCCO PARK GULF SOUTH CONFERENCE CHAMPIONSHIP

WATCH LIVE: [FLOCOLLEGE](#)  
LIVE STATS: [SIDEARM STATS](#) LISTEN: [ESPN CLEVELAND 101.3](#)

**GAME 51**

Scan the selected QR code to access:



Game Day Program | Record Book



## MISSISSIPPI COLLEGE CHOCTAWS



**28-23** OVERALL  
**21-12** GSC

**NR** NCBWA DIVISION II POLL (APRIL 29, 2026)  
**NR** ABCA DIVISION II POLL (APRIL 28, 2026)

**JEREMY HAWORTH**  
HEAD COACH

**343-354-1** OVERALL  
**15th** SEASON

## 2026 SCHEDULE/RESULTS

**OVERALL RECORD:** **35-15**  
GSC: 22-11  
NON-CONFERENCE: 13-4  
HOME | AWAY | NEUTRAL: 21-5 | 13-10 | 1-0

DATE	OPPONENT	RESULT
JAN 30	Emmanuel University (DH)	W, 4-3   W, 12-1 (7)
FEB 3	Lincoln Memorial University	W, 5-2
7	Tiffin University (DH)	W, 13-3 (7)   W, 8-3
8	Tiffin University	W, 5-4
13	* Delta State University	L, 3-4 (10)
14	* Delta State University (DH)	L, 3-9   L, 8-9
17	RV/#9 University of North Georgia	W, 6-3
20	* at The University of Alabama in Huntsville	W, 11-4
21	* at The University of Alabama in Huntsville (DH)	W, 16-9   W, 12-5
24	at Carson-Newman University	W, 9-2
27	* Auburn University at Montgomery	W, 16-6 (7)
28	* Auburn University at Montgomery (DH)	W, 14-4 (7); W, 5-1
MAR 3	at Lincoln Memorial University	L, 5-6 (10)
6	* at Union University (DH)	W, 13-3 (7); L, 0-4
7	* at Union University	L, 6-7
10	Carson-Newman University	L, 5-6
13	* at Mississippi College	L, 7-11
14	* at Mississippi College (DH)	L, 5-11; W, 11-7
18	at #24/#21 Young Harris College	L, 4-10
21	* Christian Brothers University	W, 12-10
22	* Christian Brothers University (DH)	W, 17-3 (7); W, 14-3
24	at Tusculum University	L, 9-12
27	* at University of Montevallo	L, 12-16 (10)
28	* at University of Montevallo (DH)	W, 21-3 (7); L, 15-16
31	at #17/#10 University of North Georgia	W, 8-6
APR 3	* at #12/#5 University of West Florida	W, 6-3
4	* at #12/#5 University of West Florida (DH)	W, 9-4; W, 3-1
7	Tusculum University	W, 11-1 (7)
10	* Valdosta State University	W, 8-2
11	* Valdosta State University (DH)	W, 11-5; W, 11-6
14	#19/#20 Young Harris College	W, 14-6
17	* #8/#4 University of West Alabama	W, 8-6
18	* #8/#4 University of West Alabama (DH)	L, 4-5 (11); W, 4-0
21	Middle Georgia State University	W, 9-7
24	* at Trevecca Nazarene University	W, 11-6
25	* at Trevecca Nazarene University (DH)	W, 8-5; L, 4-8
MAY 2	# vs. Delta State University	W, 9-6
3	# vs. Mississippi College	7 PM
4	# vs. TBD	TBD
14-17	NCAA DII South Regional (Campus Sites)	
21-23	NCAA DII South Super Regional (Campus Sites)	
29-6	NCAA DII Championship (Cary, N.C.)	

\* - GSC Games | # - GSC Championship (Oxford, Ala.) | ! - DII Championship  
All Times Listed Are **EASTERN**



All GSC Games and Lee home games are broadcast on FloCollege  
Subscription Required

## 2026 GSC STANDINGS (AS OF MAY 2)

SCHOOL	CONF.	CPCT.	HOME	AWAY	OVERALL	PCT.	HOME	AWAY	NEUTRAL	STREAK
WEST ALABAMA -X (1)	23-10	.697	13-5	10-5	34-14	.708	21-6	13-7	0-1	L1
LEE -X (2)	22-11	.667	11-4	11-7	35-15	.700	21-5	13-10	1-0	W1
MC -X (3)	21-12	.636	14-4	7-8	28-23	.549	21-8	7-14	0-1	L1
WEST FLORIDA -X (4)	21-12	.636	11-4	10-8	36-13	.735	20-4	15-9	1-0	W5
DELTA STATE -X (5)	20-13	.606	6-9	14-4	28-20	.583	9-10	18-9	1-1	L1
TREVECCA -X (6)	20-14	.588	11-7	9-7	33-19	.635	17-8	14-10	2-1	W3
MONTEVALLO -X (7)	19-15	.559	13-6	6-9	28-24	.538	20-8	8-15	0-1	L1
UAH -X (8)	16-17	.485	8-10	8-7	21-24	.467	10-14	10-7	1-3	L2
UNION	12-21	.364	5-10	7-11	21-27	.438	10-10	9-16	2-1	L2
VALDOSTA STATE	12-21	.364	10-5	2-16	18-32	.360	12-12	6-20	0-0	L3
CHRISTIAN BROTHERS	8-25	.242	6-9	2-16	13-34	.277	10-16	3-18	0-0	W2
AUM	6-27	.182	3-15	3-12	11-37	.229	8-20	3-17	0-0	L9

## LEE 2026 STAT LEADERS

RBI	Luke Collier	65
BAVG	Luke Collier	.399
RUNS	Luke Collier	66
WALKS	Collier/French/Turner	28
HR	Isaiah French	12
IP	Evan Bloomer	91.2
WINS	Evan Bloomer	9
ERA	Evan Bloomer	3.63
SO	Evan Bloomer	82

## ACTIVE STREAKS

LEE	Overall	MC
W1	..... Overall .....	L1
W2	..... Home .....	L1
L1	..... Away .....	W2
W1	..... Neutral .....	L1
4-1	..... Last 5 .....	2-3
8-2	..... Last 10 .....	4-6

## MC 2026 STAT LEADERS

RBI	Alex Johnson	49
BAVG	Johnny Elbourne	.316
RUNS	JT Thigpen	47
WALKS	Alex Johnson	31
HR	Alex Johnson	13
IP	Caleb Peterson	80.1
WINS	Four Pitchers	5
ERA	Kamryn Carlisle	4.67
SO	Coby Gollott	82

## GAME NOTES

- ➔ **LEE IN GSC CHAMPIONSHIP:** The Flames are making the program's eighth appearance and are 12-13 after last night's 9-3 win over DSU. Lee had lost four straight. Lee has reached the championship game twice (2018 and 2022) and claimed the 2022 GSC Tournament Championship. The Flames are now 6-2 in opening games.
- ➔ **LEE VS MC IN GSC CHAMPIONSHIP:** The Flames are 0-1 against MC in the GSC Championships with a 7-6 loss in the 2018 Championship final.
- ➔ **TRIPLE KING:** Luke Collier has 17 career triples which is a Lee record and is tied for the GSC career triples mark.
- ➔ **GONE STREAKING:** Luke Collier has the longest current hit streak at 13 games and also has the longest streak of the season at 15. He has reached base safely in 30 straight games with the longest streak held by Aiden McClary at 33 straight.
- ➔ **NEUTRAL-SITE GAMES:** Lee is 1-0 in neutral games so far this season. The Flames were 0-2 in neutral-site contests last season (all in GSC Tournament). Since 2022, they are 10-9 in neutral-site games.
- ➔ **30+ WINS:** For the fourth time in the last six seasons, the Flames have gone over 30 wins in a season. Lee's top win total during that stretch was 39 in 2024 when the Flames won the GSC Regular Season.
- ➔ **REGION RANKINGS:** This week's region rankings have West Florida at No. 1, Tampa at No. 2 and Rollins is third. West Alabama, Delta State and Mississippi College take up the next three positions with Lee at No. 7. Trevecca is eighth, Florida Southern ninth and Montevallo holds the final spot in the top 10.
- ➔ **LOOKING AHEAD:** A win by Lee will eliminate MC and move the Flames on to face the West Florida-Trevecca winner Monday afternoon. A loss by Lee will invoke a new bracket where Lee plays the West Florida-Trevecca loser in the first game on Monday and MC would play the UWA-DSU winner in the second game on Monday.

## ABOUT THE SERIES

- ➔ **SERIES RECORD:** Lee trails 14-17 | H: 9-9 | A: 5-7 | N: 0-1
- ➔ **FIRST MEETING:** March 15, 2015 | Cleveland, Tenn. | W, 8-6
- ➔ **LATEST MEETING:** March 14, 2026 | Clinton, Miss. | W, 11-7
- ➔ **SERIES STREAKS:** MC has won eight of the last 12 with Lee winning the latest meeting back on March 14. Lee won all three games in the 2021 season to end MC's five-game win streak. Lee won the first four games of the series with MC winning four of the next seven.



**LEE UNIVERSITY FLAMES**

NO.	NAME	CL.	HT.	WT.	POS.	B/T	HOMETOWN/PREVIOUS SCHOOL
1	Cooper Isaacs	MINF	510	170	Jr.	R/R	Canton, Ga. / Cherokee HS
2	Dylan Van Meeteren	RHP	6-4	205	R-Jr.	R/R	Indio, Calif. / College of the Desert
3	JJ Williams	OF	6-0	200	Gr.	R/R	Franklin, Tenn. / Christ Presbyterian Acad.
6	Luke Collier	MINF	5-11	175	R-Jr.	R/R	Asheville, N.C. / Asheville Christian Acad.
7	Gage Shaver	LHP	6-2	185	Jr.	L/L	Rossville, Ga. / Southern Wesleyan Univ.
8	Landon Franklin	MINF	6-1	195	R-So.	R/R	Cleveland, Tenn. / Seminole State College of FL
9	Bryce Hawkins	RHP	6-0	225	Sr.	R/R	Cumming, Ga. / Mercer University
10	Alex Brew	LHP	6-0	180	R-Fr.	L/L	Cleveland, Tenn. / Bradley Central HS
12	Hayden Choate	LHP	6-3	205	R-Fr.	L/L	Chattanooga, Tenn. / McCallie School
13	Aiden McClary	INF	6-3	205	R-Jr.	L/R	Cleveland, Tenn. / Cleveland State CC
14	Brayton Hall	RHP	6-2	170	So.	R/R	Knoxville, Tenn. / Farragut HS
16	Casen Youngblood	1B	6-4	239	Fr.	R/R	Murfreesboro, Tenn. / Providence Christian Acad.
17	Colt McKibben	LHP	6-2	175	Sr.	L/L	Cartersville, Ga. / Cartersville HS
18	Isaiah French	C	6-0	200	Jr.	R/R	Maryville, Tenn. / Maryville HS
19	Nate Dunfee	OF	5-9	140	Jr.	L/L	Ringgold, Ga. / Cleveland State CC
20	Cal Goss	RHP	6-2	185	R-So.	R/R	Cartersville, Ga. / Cartersville HS
21	Tripp Cook	OF	6-2	190	Fr.	R/R	Anderson, S.C. / Crescent HS
22	Tyler Pickens	RHP	6-5	220	Jr.	R/R	Oak Ridge, Tenn. / Cleveland State CC
23	Robert Hicks	1B/3B	6-2	230	Fr.	R/R	Mableton, Ga. / Riverwood International Charter
24	Keilin Sanders	INF/OF	5-8	170	R-Fr.	R/R	Toccoa, Ga. / Franklin County HS
25	Cody Turner	OF/LHP	6-2	208	R-Jr.	L/L	Palmdale, Calif. / Antelope Valley College
26	Landon Nease	RHP	6-0	190	R-Jr.	R/R	Buford, Ga. / USC Sumter
28	Braden Gabel	MINF	5-8	160	So.	R/R	Kennesaw, Ga. / Mount Paran Christian School
29	Nate Caraballo	C/1B	6-0	185	R-Jr.	R/R	Imperial, Mo. / Lake Land College
30	Coates Massey	RHP	6-2	210	R-Jr.	R/R	Fortson, Ga. / Columbus State University
31	Mason Bratcher	RHP	6-1	180	Fr.	R/R	Tullahoma, Tenn. / Tullahoma HS
35	Ryan Valdes	OF	5-10	185	So.	R/R	Miami, Fla. / G. Holmes Braddock HS
37	Cason Engert	RHP	6-3	210	Jr.	R/R	Cumming, Ga. / East Tennessee State Univ.
38	Landon Ward	C	5-7	165	R-Fr.	R/R	Gallatin, Tenn. / Gallatin HS
39	Adam Hernandez	INF	5-7	180	Fr.	R/R	Miami, Fla. / G. Holmes Braddock HS
40	Evan Bloomer	RHP	6-5	215	So.	R/R	Collierville, Tenn. / First Assembly Christian School
41	Theo Ostrowski	C	6-2	225	Fr.	L/R	Essex, Mass. / Covenant Christian Acad.
42	Noah Briggs	INF	6-2	190	Fr.	R/R	Thompson's Station, Tenn. / Knights Acad.
44	Luke Treece	C	6-0	210	Fr.	R/R	Coalfield, Tenn. / Coalfield HS
45	Zachary Lawson	RHP	6-3	225	Jr.	R/R	Smyrna, Tenn. / Stewarts Creek HS
46	Zach Tierney	LHP	6-3	205	R-Fr.	L/L	South Pittsburg, Tenn. / South Pittsburg HS
48	Will Chladny	RHP	6-4	205	Fr.	R/R	Thompson's Station, Tenn. / Summit HS

**MISSISSIPPI COLLEGE CHOCTAWS**

NO.	NAME	CL.	HT.	WT.	POS.	B/T	HOMETOWN / PREVIOUS SCHOOL
1	Nick Slonaker	Fr.	5-10	180	INF	R/R	Kingwood, Texas / Kingwood Park HS
2	Creek Robertson	Sr.	6-0	185	INF	R/R	Oxford, Miss. / Memphis
3	Tyler Sanderson	Jr.	6-1	195	C/INF	L/R	Huntsville, Ala. / Snead State CC
4	Dylan Cope	So.	5-10	175	RHP	R/R	Jacksonville, Fla. / Florida State College
5	Jake LaRocca	So.	6-0	215	C/INF	R/R	Lake Charles, La. / Louisiana Tech
6	Jonah Katsaboulas	Sr.	6-0	190	INF	R/R	Brandon, Miss. / Tennessee-Martin
7	Davis Wells	Jr.	6-0	175	C	L/R	Wetumpka, Ala. / Chattahoochee Valley CC
8	Kelby Jordan	Sr.	6-0	185	OF	R/R	Taylorville, Miss. / East Central CC
9	Devon Crown	Fr.	5-10	165	INF	R/R	Port Orange, Fla. / Spruce Creek HS
10	Tyrus Carmichael-Williams	Jr.	6-2	205	OF	R/R	Oxford, Miss. / Meridian CC
11	Ty Murphy	Jr.	6-0	187	OF	L/R	Eupora, Miss. / East Mississippi CC
12	Coby Gollott	Sr.	5-10	168	RHP	R/R	Ocean Springs, Miss. / Copiah-Lincoln CC
13	JT Thigpen	Jr.	6-0	195	OF	L/L	Jackson, Miss. / Wallace-Dothan CC
14	Cade Gadman	Sr.	6-0	160	INF	R/R	Clinton, Miss. / Coahoma CC
15	Caleb Peterson	Sr.	6-4	200	RHP	R/R	Murfreesboro, Tenn. / Middle Tennessee
16	Kamryn Carlisle	Jr.	6-3	160	RHP	R/R	Waynesboro, Miss. / East Central CC
17	Johnny Elbourne	R-Jr.	6-1	190	INF	R/R	Ethel, La. / Silliman Institute
18	Peyton Charles	R-Jr.	6-2	195	LHP	L/L	Buchanan, Tenn. / Southwest Tennessee CC
19	Brady Ray	Fr.	6-2	190	RHP	R/R	Covington, Tenn. / Brighton HS
20	Gavin Baxter	R-Sr.	5-10	200	INF	R/R	Clarksville, Tenn. / Lee University
21	Jackson Pittman	Sr.	5-10	175	LHP	L/L	Marion Ill. / Lincoln Trail College
22	Tyler Swann	Fr.	6-4	175	RHP	R/R	Humble, Texas / Atascocita HS
23	Blake Gollott	Sr.	6-2	210	LHP	L/L	Saucier, Miss. / Pearl River CC
24	Will Langston	Fr.	6-2	215	C	R/R	Vestavia Hills, Ala. / Vestavia Hills HS
25	Carter Wells	Jr.	6-2	218	1B/RHP	R/R	Huntsville, Ala. / Northeast Mississippi CC
26	Alex Johnson	Sr.	6-2	250	INF	R/R	Alberville, Ala. / Snead State CC
28	Taylor Ballard	Sr.	6-3	220	LHP	L/L	Tupelo, Miss. / Northeast Mississippi CC
30	Tanner Gilleen	Fr.	6-1	195	INF	R/L	Kingwood, Texas / Kingwood Park HS
31	Sam Kachourouff	R-Fr.	5-10	195	C	R/R	Merritt Island, Fla. / St. Charles CC
32	Bryce Speakman	Jr.	5-11	180	OF	L/R	Opelika, Ala. / Coastal Alabama CC
33	Colin Jones	Fr.	6-0	190	LHP	L/L	Vestavia Hills, Ala. / Vestavia Hills HS
34	Connor Pittman	Sr.	6-7	230	RHP	R/R	Waynesboro, Miss. / Memphis
35	Carter Jackman	R-Fr.	6-4	205	OF	R/R	Hoover, Ala. / Hoover HS
36	Jacob Tompkins	Fr.	6-1	205	RHP	R/R	Baton Rouge, La. / Catholic HS
38	Will Daniel	Fr.	6-1	170	RHP	R/R	Birmingham, Ala. / Vestavia Hills HS
39	Ian Herrington	R-Fr.	6-5	215	RHP	R/R	Meridian, Miss. / College of Charleston
40	Cooper Cooksey	R-Jr.	6-3	205	RHP	R/R	Waveland, Miss. / South Alabama
---	Eli Woodard	Jr.	6-3	200	RHP	R/R	Kentwood, La. / Nunez CC



**MARK BREW**  
**Head Coach | #5**  
 Overall Record: 769-348-2  
 Lee Record: 76-348-2 | 20<sup>th</sup> Season

**JORGE SAEZ**  
**Associate Head Coach | #48**

**MICAH KACZOR**  
**Assistant Coach | #11**

**THOMAS ZAZZARO**  
**Assistant Coach | #40**

**BRANDON DANIELS**  
**Assistant Coach | #15**



**JEREMY HAWORTH**  
**Head Coach**  
 Overall Record: 343-354-1  
 MC Record: 241-259 | 11<sup>th</sup> Season

**COLT CHRESTMAN**  
**ZACK INGRAM**  
**Assistant Coaches**

**JONATHAN HICKMAN**  
**Volunteer Assistant**





**NATIONAL COLLEGIATE BASEBALL WRITERS OF AMERICA (NCBWA)  
 TOP 25 POLL | April 29, 2026**

#	SCHOOL	W-L	PTS.	PREV.
1	Colorado Mesa (20)	42-3	500	1
2	Tampa	36-7	471	2
3	North Greenville	42-8	462	3
4	Point Loma	38-9	423	4
5	Pittsburg State	37-8	415	9
6	Catawba	38-9	407	5
7	Grand Valley State	37-8	382	7
8	UT Tyler	40-10	346	8
9	Rogers State	37-10	323	6
10	Seton Hill	37-9	313	11
<b>11</b>	<b>West Alabama</b>	<b>34-13</b>	<b>285</b>	<b>10</b>
12	Cal State Monterey Bay	34-12	261	12
13	Francis Marion	40-10	250	13
14	Wayne State (Mich.)	34-10	229	14
15	West Chester	34-8	208	17
16	Minnesota State	34-10	199	16
17	Southern New Hampshire	35-9	162	22
18	North Georgia	38-12	157	19
19	Angelo State	36-14	135	RV
20	Rollins	30-12	127	RV
21	Central Missouri	34-12	98	21
22	Molloy	32-8	73	RV
23	St. Mary's	36-14	58	15
24	Belmont Abbey	36-12	51	RV
<b>25</b>	<b>Lee</b>	<b>34-15</b>	<b>46</b>	<b>20</b>

**RV:** Bentley (32-13) 26 points; Cal Poly Pomona (27-18) 25 points; East Stroudsburg (31-13) 23 points; Missouri S&T (29-15) 16 points; Young Harris (35-15) 8 points; MSU Denver (35-11) 7 points; Augustana (33-12) 5 points; **West Florida (35-13) 4 points;** Millersville (31-13) 3 points; Northwest Nazarene (31-15) 2 points; Lenoir-Rhyne (35-11-1) 2 points.

**AMERICAN BASEBALL COACHES ASSOCIATION (ABCA)  
 TOP 30 POLL | April 28, 2026**

#	SCHOOL	W-L	PTS.	PREV.
1.	Catawba (N.C.)	38-9	298	1
2.	Colorado Mesa	42-3	292	2
3.	North Greenville (S.C.)	42-8	283	3
4.	Tampa (Fla.)	36-7	278	4
5.	Pittsburg State (Kan.)	37-8	260	7
6.	Texas-Tyler	40-10	250	9
7.	Francis Marion (S.C.)	40-10	240	6
8.	Grand Valley State (Mich.)	37-8	230	8
9.	Point Loma (Calif.)	38-9	220	12
10.	Rogers State (Okla.)	37-10	210	5
11.	North Georgia	39-12	200	13
12.	Seton Hill (Pa.)	37-9	190	14
13.	Minnesota State Mankato	34-10	180	17
14.	Angelo State (Texas)	36-14	170	18
15.	Rollins (Fla.)	30-12	160	20
<b>16.</b>	<b>West Alabama</b>	<b>34-13</b>	<b>150</b>	<b>11</b>
17.	Cal State Monterey Bay	34-12	140	10
18.	Wayne State University (Mich.)	34-10	130	24
19.	West Chester (Pa.)	34-8	120	25
20.	Belmont Abbey (N.C.)	36-12	110	21
21.	Lenoir-Rhyne (N.C.)	35-11-1	100	23
<b>22.</b>	<b>Lee (Tenn.)</b>	<b>34-15</b>	<b>90</b>	<b>29</b>
23.	Northwest Missouri State	34-13	80	28
24.	Central Missouri	33-12	70	22
<b>25.</b>	<b>West Florida</b>	<b>35-13</b>	<b>60</b>	<b>30</b>
26.	Bentley (Mass.)	32-13	50	16
27.	Young Harris (Ga.)	35-15	40	19
28.	St. Mary's (Texas)	36-14	30	15
29.	Wingate (N.C.)	34-16	20	26
T30.	Southern New Hampshire	35-9	10	RV
T30.	Molloy (N.Y.)	32-8	10	RV

**RV:** Northwest Nazarene (Idaho), Missouri S&T, Augustana (S.D.), MSU Denver (Colo.), Millersville (Pa.), UNC Pembroke, Ashland (Ohio), USC Aiken, Wilmington (Del.), Cal Poly Pomona, Findlay (Ohio), East Stroudsburg (Pa.), University of Mary (N.D.), Emporia State (Kan.), Flagler (Fla.), Cal State San Marcos, Concordia-Irvine (Calif.), Arkansas-Monticello, Missouri Southern State.

**GULF SOUTH CONFERENCE WEEKLY HONORS**

**PLAYER OF THE WEEK**

Zach Stokes, UWF	Feb. 3
Rashad Robinson, UWA	Feb. 10
Elijah Ramsey, UU	Feb. 17
Jack Fitzgerald, UM	Feb. 24
<b>Cody Turner, Lee</b>	<b>Mar. 3</b>
Alex Johnson, MC	Mar. 10
Cade Martin, TNU	Mar. 17
<b>Cody Turner, Lee</b>	<b>Mar. 24</b>
Tucker Jones, DSU	Mar. 31
<b>Luke Collier, Lee</b>	<b>Apr. 7</b>
<b>Luke Collier, Lee</b>	<b>Apr. 14</b>
Tanner Taylor, UWF	Apr. 21
<b>Cody Turner, Lee</b>	<b>Apr. 28</b>

**PITCHER OF THE WEEK**

Eli Roberts, UWF	Feb. 3
Jonah Smithson, TNU	Feb. 10
Zach Wyatt, UM	Feb. 17
Adrian Byrd, DSU	Feb. 24
Baker Green, UWA	Mar. 3
Baker Green, UWA	Mar. 10
Ryan Sweeney, TNU	Mar. 17
Zach Wyatt, UM	Mar. 24
Cooper Cooksey, MC	Mar. 31
Zach Wyatt, UM	Apr. 7
<b>Evan Bloomer, Lee</b>	<b>Apr. 14</b>
Adrian Byrd, DSU	Apr. 21
Lane Evans, UU	Apr. 28

**FRESHMAN OF THE WEEK**

Mason Woolever, UM	Feb. 3
Rylan Moses, TNU	Feb. 10
Blake Westry, UM	Feb. 17
Tucker Ricks, UWF	Feb. 24
Will Langston, MC	Mar. 3
Rylan Moses, TNU	Mar. 10
Tucker Ricks, UWF	Mar. 17
Luke Holbrook, UM	Mar. 24
Tucker Ricks, UWF	Mar. 31
Will Langston, MC	Apr. 7
Seth Staggs, UAH	Apr. 14
<b>Casen Youngblood, Lee</b>	<b>Apr. 21</b>
Joel Chandler, UM	Apr. 28

**2026 GULF SOUTH CONFERENCE CHAMPIONSHIP SCHEDULE**

**FRIDAY, MAY 1**

Game A • No. 5 Delta State def. No. 8 UAH, 9-5

Game B • No. 6 Trevecca def. No. 7 Montevallo, 4-3

After opening round games: The advancing teams will be re-seeded with the higher-seed moving on as the No. 5-seed, with the other team being the No. 6-seed.

**SATURDAY, MAY 2**

Game 1 • No. 4 West Florida def. No. 3 Mississippi College, 8-1

Game 2 • No. 6 Trevecca def. No. 1 West Alabama, 13-7

Game 3 • No. 2 Lee def. No. 5 Delta State, 9-3

**SUNDAY, MAY 3**

Game 4 • 11:00 AM CT | No. 1 West Alabama vs. No. 5 Delta State

Game 5 • 2:30 PM CT | No. 4 West Florida vs. No. 6 Trevecca

Game 6 • 6:00 PM CT | No. 3 Mississippi College vs. No. 2 Lee

**DETERMINING MATCHUPS IF FIVE TEAMS REMAIN AFTER GAME 6:**

Game 7: Game 5 Loser vs. Game 6 Loser

Game 8: Game 4 Winner vs. Game 6 Winner

Game 9: Game 5 Winner vs. Game 7 Winner

**DETERMINING MATCHUPS IF THREE TEAMS REMAIN AFTER GAME 9:**

Game 10: Game 8 Winner vs. Game 9 Loser

Game 11: Game 9 Winner vs. Game 10 Winner

**MONDAY, MAY 4**

Game 7 • 11:00 AM CT | Game 4 Winner vs. Game 5 Loser

Game 8 • 2:30 PM CT | Game 5 Winner vs. Game 6 Winner

Game 9 • 6:00 PM CT | Game 7 Winner vs. Game 8 Loser

**TUESDAY, MAY 5**

Game 10 • 1:00 PM CT | Game 8 Winner vs. Game 9 Winner

IF NECESSARY | Game 11 • 30 mins after | Game 10 Winner vs. Game 10 Loser



# MARK BREW | HEAD COACH

» Alma Mater: Trevecca Nazarene, 1994  
 » Hometown: Smyrna, TN  
 » Family: **Wife:** Rachel  
 » Children: Elise and Alex

## CAREER NUMBERS TO KNOW

**769**

In his 20<sup>th</sup> season as a head coach, Mark Brew has collected 769 victories, all at Lee.

**17**

Coach Brew has posted 17 winning seasons in 19 years as a head coach. His overall career win percentage is .688 (769-348-2)

**3**

3 different teams have qualified for the NCAA DII National Tournaments (2021, 2022, 2024). Lee has posted a 6-6 record.

**216**

Lee has won 216 regular-season GSC games under coach Mark Brew. His GSC record now stands at 216-156-1 (.580).

**7**

Consecutive NAIA World Series appearances (2007-2013). Finished in top four in final six, including two second-place performances.

## @LEEUBASEBALL MILESTONES

**1**

Defeated Freed-Hardeman, 6-5, for his first victory at Lee on February 3, 2007.

**2**

Highest seeding in the NCAA South Region. The Flames were the No. 2 seed when Lee qualified for the 2021 NCAA tournament.

**33+**

Players that were drafted/signed MLB contracts while Brew was Head Coach and Assistant Coach for the Flames.

**500**

Defeated Shorter University, 8-1, on March 18, 2017, to post his 500<sup>th</sup> career coaching victory.

**700**

Defeated Tusculum University 10-5 on April 10, 2024, to record his 700<sup>th</sup> coaching victory.



HEAD COACH | 20<sup>TH</sup> SEASON @ LEE

## YEAR-BY-YEAR RECORD

YEAR	SCHOOL	RECORD	PCT
2007	Lee	51-15	0.773
2008	Lee	63-10	0.863
2009	Lee	53-14	0.791
2010	Lee	52-13	0.800
2011	Lee	51-14	0.785
2012	Lee	56-11-1	0.831
2013	Lee	51-12	0.810
2014	Lee	37-19	0.638
2015	Lee	39-19-1	0.669
2016	Lee	30-18	0.625
2017	Lee	27-23	0.540
2018	Lee	27-26	0.509
2019	Lee	23-26	0.469
2020*	Lee	14-9	0.609
2021	Lee	36-11	0.766
2022	Lee	33-24	0.579
2023	Lee	28-25	0.528
2024	Lee	39-18	0.684
2025	Lee	24-26	0.480
2026	Lee	35-15	0.700
Overall		769-348-2	0.688
	Lee	769-348-2	0.688

## LEE UNIVERSITY IN GSC CHAMPIONSHIP

<b>2016</b>		<b>2024</b>	
at West Florida	L, 7-11	vs. West Georgia	W, 10-2
vs. Alabama Huntsville	L, 9-10	vs. Valdosta State	L, 0-10 (7)
		vs. Delta State	L, 3-5
<b>2018</b>		<b>2025</b>	
vs. Montevallo	W, 10-4	vs. Valdosta State	L, 4-6
vs. West Florida	W, 7-0	vs. Trevecca Nazarene	L, 2-4
vs. West Georgia	L, 3-8		
vs. Mississippi College (Final)	L, 6-7	<b>2026</b>	
		vs. Delta State	W, 9-6
<b>2021</b>		vs. Mississippi College	
vs. Auburn Montgomery	W, 8-3		
vs. Delta State	L, 2-13		
vs. Valdosta State	W, 13-7		
vs. West Florida	L, 7-10		
<b>2022</b>			
vs. Auburn Montgomery	W, 9-1		
vs. Delta State	W, 9-3		
vs. Alabama Huntsville	W, 8-5		
vs. Shorter	L, 1-11 (7 inn.)		
vs. Shorter (Final)	W, 19-8		
<b>2023</b>			
vs. Montevallo	W, 10-2		
vs. Shorter	W, 11-6		
vs. Valdosta State	L, 9-13		
vs. West Florida	L, 2-11		

## LEE UNIVERSITY IN NCAA TOURNAMENT

<b>2021</b>	
vs. Alabama Huntsville	W, 4-1
vs. Tampa	L, 7-12
vs. Alabama Huntsville	W, 10-4
at West Florida	L, 0-7
<b>2022</b>	
at Saint Leo	W, 17-7
vs. Rollins	L, 1-15
at Saint Leo	W, 9-5
vs. Rollins	L, 3-7
<b>2024</b>	
vs. Auburn Montgomery	W, 24-7
at Tampa	L, 1-13
vs. Auburn Montgomery	W, 8-7
at Tampa	L, 3-16



**FLAMES QUICK FACTS**

**LEE UNIVERSITY**

Location .....	Cleveland, Tenn.
Phone Number .....	423-614-8000
Founded .....	1918
Enrollment .....	3,820
Nickname .....	Lady Flames/Flames
Colors .....	Maroon & White
Mascot .....	Valor
Affiliation .....	NCAA Division II
Conference .....	Gulf South (GSC)
President .....	Dr. Phil Cook
Chancellor .....	Dr. Charles Paul Conn
Athletic Director .....	John Maupin
Deputy AD/Senior Woman Administrator .....	Jessica McIntyre
Associate AD (Internal Operations) .....	Marty Rowe
Assistant AD for Student-Athlete Wellness .....	Breanne Crittenden
Director of Facilities and Game Operations .....	Mark Brew
Compliance Coordinator .....	Silvia Beauzile
Faculty Athletics Representative .....	Dr. Jason Robinson
Athletics Office Coordinator .....	Tena Walker
Assistant for Athletic Operations/SAAC Administrator .....	Kayla Louie
Director of Student-Athlete Welfare and Athletics Counseling .....	Hannah Manning
Team Physician .....	Dr. DeWayne Knight
Team Physician .....	Dr. Jason Spangler
Head Athletic Trainer .....	Daniel Heinbaugh
Sports Medicine Coordinator .....	Breanne Crittenden
Director of Sports Performance .....	Will Atkinson
Assistant Director of Athletic Performance .....	Lindsay Jones

**BASEBALL HISTORY**

Inaugural Season .....	N/A, Reinstated in 1996
All-Time Record (since 1996) .....	1126-586-2
All-Time GSC Record .....	216-156-1
GSC Regular Season Championships .....	2 (2024, 2021)
GSC Tournament Appearances/Last .....	8/2026
Record .....	11-13
GSC Tournament Championships .....	1 (2022)
NCAA DII Championship Appearances/Last .....	3/2024
Record .....	6-6
NCAA DII South Region Championships .....	0

**BASEBALL STAFF**

Head Coach .....	#5 Mark Brew (Trevecca Nazarene, 1994)
Lee Record .....	769-348-2
Career Record .....	769-348-2
GSC Record .....	216-156-1
Associate Head Coach/Recruiting Coordinator .....	#48 Jorge Saez
Assistant Coach/Pitching Coach .....	#11 Micah Kaczor
Assistant Coach .....	#40 Thomas Zazzaro
Assistant Coach .....	#15 Brandon Daniels
Baseball Data and Analytics .....	Mercedes Davis, Alyx Dill
Athletic Trainer .....	Dan Heinbaugh

**MEDIA INFORMATION**

Athletic Communications Coordinator .....	Philip Tang
Office Phone .....	423-614-3782
Email .....	ptang@leeuniversity.edu
Director of Broadcasting/Senior Writer .....	George Starr
Email .....	gstarr@leeuniversity.edu
Athletic Creative Content Director .....	Jonathan Murray
Email .....	jmurray@leeuniversity.edu
Athletic Communications Assistant/Baseball Contact .....	Tom Chatfield
Email .....	tchatfield@leeuniversity.edu
Athletic Communications Assistant .....	Adam Belford
Email .....	abelford@leeuniversity.edu

**LEE UNIVERSITY'S RECORD**

.....	<b>2026</b>
Overall .....	35-15
Home .....	21-5
Away .....	13-10
Neutral .....	1-0
GSC Games .....	22-11
GSC Home .....	11-4
GSC Away .....	11-7
Game 1 of Series .....	10-3
Game 2 of Series .....	9-4
Game 3 of Series .....	8-4
Weekend Series W-L Overall .....	9-4
Weekend Series W-L Home .....	6-1
Weekend Series W-L Away .....	3-3
Weekend Series Sweeps Overall .....	7-1
Weekend Series Sweeps Home .....	5-1
Weekend Series Sweeps Away .....	2-0
vs Ranked .....	8-2
Mid-Week Games .....	7-4
1-Run Games .....	2-7
2-Run Games .....	5-0
3-Run Games .....	4-1
4-Run Games .....	3-4
5+Run Games .....	21-3
Extra Innings .....	0-4
Shutouts .....	1-1
Lee Scores First .....	24-9
Opponent Scores First .....	11-6
Lee Scores 0-2 Runs .....	0-1
Lee Scores 3-5 Runs .....	6-8
Lee Scores 6-9 Runs .....	12-3
Lee Scores 10+ Runs .....	18-2
Opponent Scores 0-2 Runs .....	6-0
Opponent Scores 3-5 Runs .....	19-3
Opponent Scores 6-9 Runs .....	9-6
Opponent Scores 10+ Runs .....	1-6
Lee Out-Hits Opponent .....	29-6
Lee Out-Hit By Opponent .....	5-9
Hits Are Even .....	1-1
After 6 Leading .....	33-5
Trailing .....	0-9
Tied .....	2-1
After 7 Leading .....	33-2
Trailing .....	2-11
Tied .....	0-1
After 8 Leading .....	18-2
Trailing .....	0-8
Tied .....	2-1
Lee Hits 0 Home Runs .....	11-5
1 Home Run .....	8-7
2+ Home Runs .....	16-3
Opponent Hit 0 Home Runs .....	20-10
1 Home Run .....	14-2
2+ Home Runs .....	1-3
Lee Made 0 Errors .....	15-2
1 Error .....	12-3
2+ Errors .....	8-10
Opponent Made 0 Errors .....	7-8
1 Error .....	10-2
2+ Errors .....	18-5



**THE LAST TIME A LEE TEAM...**

EVENT	STAT	OPPONENT	DATE	SITE
Defeated a No. 1 Ranked Team	W, 2-0	#1 Tampa	April 9, 2022 (2)	Larry Carpenter Stadium
Defeated a Top 5 Team	W, 4-0	#4 West Alabama	April 18, 2026 (2)	Larry Carpenter Stadium
Defeated a Top 10 Team	W, 8-6	#17/#10 North Georgia	March 31, 2026	Dahlonega, Ga.
Defeated a Ranked Team	W, 14-6	#19/#20 Young Harris	April 14, 2026	Larry Carpenter Stadium
Played 12-15 Innings	13 (L, 7-8)	Shorter University	April 9, 2021	Larry Carpenter Stadium
Played 16+ Innings	16 (L, 4-5)	North Alabama	March 3, 2018	Larry Carpenter Stadium
Scored 10-15 Runs	W, 11-6	Trevecca	April 24, 2026	Nashville, Tenn.
Scored 15-19 Runs	W, 17-3 (7)	Christian Brothers	March 21, 2026 (1)	Larry Carpenter Stadium
Scored 20+ Runs	W, 21-3 (7)	Montevallo	March 28, 2026 (1)	Montevallo, Ala.
Scored 10 or more Runs in a Loss	L, 15-16	Montevallo	March 28, 2026 (2)	Montevallo, Ala.
Scored 10 or more Runs in an Inning	10, 1st inning (W, 21-3, 7 inn.)	Montevallo	March 28, 2026 (1)	Montevallo, Ala.
Hit Four Home Runs	4	Montevallo	March 28, 2026 (2)	Montevallo, Ala.
Hit Five Home Runs	5	Alabama Huntsville	February 21, 2026 (1)	Huntsville, Ala.
Hit Six or more Home Runs	7	Auburn Montgomery	May 16, 2024	Tampa, Fla.
Stole Five Bases	5	/RV West Florida	April 5, 2025 (2)	Larry Carpenter Stadium
Stole over Five Bases	6	Trevecca	April 24, 2026	Nashville, Tenn.
Walked 10-14 Times	14	Hillsdale College	February 7, 2025	Larry Carpenter Stadium
Walked 15+ Times	15	Shorter University	February 16, 2024	Rome, Ga.
Had Five or more Hit Batters	7	Mars Hill	February 9, 2024	Larry Carpenter Stadium
Had a Walk-off Hit	W, 9-8 (RBI Single)	Trevecca	April 26, 2025 (2)	Larry Carpenter Stadium
Had a Walk-off Home Run	W, 7-6 (2-run Home Run)	Montevallo	April 7, 2023 (2)	Larry Carpenter Stadium
Had a Walk-off Walk	W, 5-4	Tiffin University	February 8, 2026	Larry Carpenter Stadium
Had a Walk-off Wild Pitch	W, 3-2 (9 inn.)	/RV West Florida	April 5, 2025 (1)	Larry Carpenter Stadium
Had a Walk-off Hit by Pitch	W, 4-3	Emmanuel (Ga.)	January 30, 2026 (1)	Larry Carpenter Stadium
Had a Walk-off by Sac Fly	W, 6-5 (8 inn.)	West Florida	April 30, 2022 (2)	Larry Carpenter Stadium
Struck Out 10 Times	10	Lincoln Memorial	March 4, 2026	Harrogate, Tenn.
Struck Out 11-14 Times	12	Trevecca	April 24, 2026	Nashville, Tenn.
Struck Out 15 or more Times	16	Delta State	February 13, 2026	Larry Carpenter Stadium
Left 15 or more On Base	16	Christian Brothers	March 24, 2024	Larry Carpenter Stadium
Limited to One Hit	1 (7 inn.)	West Alabama	March 18, 2023 (2)	Livingston, Ala.
Was Shut Out	L, 0-4	Union University	March 6, 2026 (2)	Jackson, Tenn.
Pitched a Perfect Game	Matthew Gilson (5 inn.)	Union (Ky.)	February 18, 2002 (1)	Larry Carpenter Stadium
Pitched a No-Hitter	Jumpei Akanuma (7 inn.)	West Alabama	February 24, 2018	Larry Carpenter Stadium
Pitched 10-14 Strikeouts	11	Trevecca	April 24, 2026	Nashville, Tenn.
Pitched 15 or more Strikeouts	15	Mars Hill	February 11, 2023 (1)	Larry Carpenter Stadium
Walked 10 or more Batters	10	#8/#4 West Alabama	April 18, 2026 (1)	Larry Carpenter Stadium
Allowed 20 or more Runs	21	North Georgia	April 16, 2024	Dahlonega, Ga.
Allowed 15-19 Runs	16	Montevallo	March 28, 2026 (2)	Montevallo, Ala.
Allowed 20 or more Hits	22	Bellarmine	March 5, 2019 (2)	Larry Carpenter Stadium
Allowed 15-19 Hits	15	Mississippi College	March 13, 2026	Clinton, Miss.
Allowed Four or more Home Runs	4	Mississippi College	March 13, 2026	Clinton, Miss.
Recorded a Shutout	W, 4-0	#8/#4 West Alabama	April 18, 2026 (1)	Larry Carpenter Stadium
Recorded a One-Hit Shutout	W, 2-0	West Florida	April 27, 2024 (2)	Pensacola, Fla.
Recorded a Shutout at Home	W, 4-0	#8/#4 West Alabama	April 18, 2026 (1)	Larry Carpenter Stadium
Recorded a Shutout on the Road	W, 2-0	#25/#19 Carson-Newman	March 11, 2025	Jefferson City, Tenn.
Recorded a Shutout in a GSC Game	W, 4-0	#8/#4 West Alabama	April 18, 2026 (1)	Larry Carpenter Stadium
Recorded a Shutout in a GSC Tournament Game	W, 7-0	West Florida	May 7, 2018	Cleveland, Miss.
Allowed a Walk-off Hit	L 15-16 (9 inn.)	Montevallo	March 28, 2026 (2)	Montevallo, Ala.
Allowed a Walk-off Home Run	L, 12-16 (10 inn.) (Grand Slam)	Montevallo	March 27, 2026	Montevallo, Ala.
Allowed a Walk-off Walk	L, 1-2 (12 inn.)	West Florida	March 28 2015 (1)	Pensacola, Fla.
Allowed a Walk-off Wild Pitch	L, 3-4 (10 inn.)	West Alabama	April 2, 2017	Livingston, Ala.
Allowed a Walk-Off Hit by Pitch	L, 5-6 (7 inn.)	Delta State	March 13, 2022 (2)	Cleveland, Miss.
Allowed a Walk-Off Fielder's Choice	L, 7-8 (7 inn.)	Valdosta State	April 12, 2025 (2)	Valdosta, Ga.



**THE LAST TIME A LEE PLAYER...**

EVENT	PLAYER	STAT	OPPONENT	DATE	SITE
Led off a Road Game with Home Run	JJ Williams		Valdosta State	April 12, 2025 (2)	Valdosta, Ga.
<b>Hit Two Home Runs</b>	<b>Cody Turner</b>	<b>Solo, 3-run</b>	<b>Trevecca</b>	<b>April 24, 2026</b>	<b>Nashville, Tenn.</b>
Hit Three Home Runs	Cam Suto	2 2-run, Solo	Auburn Montgomery	May 16, 2024	Tampa, Fla.
Hit Four Home Runs	Has Never Happened				
<b>Hit Home Run in Consecutive Games</b>	<b>Nate Caraballo</b>	<b>2</b>	<b>Trevecca</b>	<b>April 25, 2026</b>	<b>Nashville, Tenn.</b>
Hit Home Run in Three Straight Games	JJ Williams	3	vs. AUM/at Tampa/Emmanuel	May 18, 2024/Feb. 1, 2025	Tampa, Fla./Carpenter Stadium
<b>Hit Home Run in Both Games of a DH</b>	<b>Nate Caraballo</b>	<b>2</b>	<b>Trevecca</b>	<b>April 25, 2026</b>	<b>Nashville, Tenn.</b>
Hit 2 Home Runs In Both Games of DH	Cam Suto	4	Christian Brothers	March 23, 2024	Larry Carpenter Stadium
<b>Hit a Grand Slam</b>	<b>Luke Collier</b>	<b>Grand Slam</b>	<b>Montevallo</b>	<b>March 28, 2026 (2)</b>	<b>Montevallo, Ala.</b>
Hit Two Grand Slams	Has Never Happened				
Hit for the Cycle	Not This Year				
Hit a Walk-off Hit	Luke Collier	RBI Single	Trevecca	April 26, 2025 (2)	Larry Carpenter Stadium
Hit a Walk-off Home Run	Malachi Cloud	2-run Home Run	Montevallo	April 7, 2023 (2)	Larry Carpenter Stadium
Hit a Walk-off Grand Slam	Not This Year				
<b>Had Five or more Hits</b>	<b>Cody Turner</b>	<b>5</b>	<b>Christian Brothers</b>	<b>March 20, 2026</b>	<b>Larry Carpenter Stadium</b>
Had Seven RBI	Ryan Beamish	7	West Georgia	March 26, 2021 (1)	Carrollton, Ga.
Had Eight RBI	Julian Alvarez	8	Southern Polytechnic State	March 30, 2009	Marietta, Ga.
Had over Eight RBI	Cam Suto	9	Christian Brothers	March 23, 2024 (2)	Larry Carpenter Stadium
Had Two Triples	Not This Year				
Had over Two Triples	Lance Zawadzki	3	Covenant College	April 10, 2007	Larry Carpenter Stadium
Had Three Doubles	Brandon Daniels	3	Christian Brothers	March 23, 2024 (2)	Larry Carpenter Stadium
Had over Three Doubles	Not This Year				
<b>Stole Three Bases</b>	<b>Aiden McClary</b>	<b>3</b>	<b>Union University</b>	<b>March 8, 2026</b>	<b>Jackson, Tenn.</b>
Stole Four Bases	Malachi Cloud	4	Alabama Huntsville	February 19, 2023	Huntsville, Ala.
Stole over Four Bases	Johnny Page	5	Bethel College	March 21, 1997	McKenzie, Tenn.
<b>Stole Home</b>	<b>Braden Gabel</b>	<b>2nd Inning</b>	<b>Middle Georgia</b>	<b>April 21, 2026</b>	<b>Larry Carpenter Stadium</b>
Scored Six Runs	JJ Williams	6	Tusculum University	March 25, 2025	Greenville, Tenn.
Had 10+ Total Bases	JJ Williams	11	Tusculum University	March 25, 2025	Greenville, Tenn.
Drew Four+ Walks	Jared Demkowicz	4	Auburn Montgomery	May 6, 2022	Oxford, Ala.
Hit By Pitch Three or more Times	Josiah Miller	3	North Greenville	February 25, 2025	Tigerville, S.C.
Struck Out Four Times	Tucker Platt	4	Christian Brothers	March 21, 2025	Memphis, Tenn.
<b>Hit in 15-19 Straight Games</b>	<b>Luke Collier</b>	<b>15</b>		<b>March 10, 2026-April 4, 2026 (1)</b>	
Hit in 20 or more Straight Games	Ben Holland	22		March 6, 2016-April 16, 2016	
	Trenton Hill	20		March 9, 2016-April 16, 2016	
<b>Reached Base in 30-34 Straight Games</b>	<b>Luke Collier</b>	<b>30</b>		<b>March 8, 2026-Current</b>	
Reached Base in over 35 Straight Games	Dylan Standifer	37		February 2, 2024-April 6, 2024	
Threw a Nine-Inning No-Hitter	Has Never Happened				
Threw a Seven-Inning No-Hitter	Junpei Akanuma	11 K	West Alabama	February 24, 2018	Larry Carpenter Stadium
Threw a Nine-Inning Perfect Game	Has Never Happened				
Threw a Seven-Inning Perfect Game	Has Never Happened				
Threw a Five-Inning Perfect Game	Matthew Gilson	6 K	Union (Ky.)	February 18, 2010 (1)	Larry Carpenter Stadium
<b>Struck Out 10-14 in a Game</b>	<b>Evan Bloomer</b>	<b>12</b>	<b>Christian Brothers</b>	<b>March 20, 2026</b>	<b>Larry Carpenter Stadium</b>
Struck Out 15+ in a Game	Logan Workman	15	Montevallo	March 19, 2021	Larry Carpenter Stadium
Pitched a Complete Game in a Loss	Jack Nedrow	L, 3-4 (7 inn.)	Valdosta State	February 26, 2022 (2)	Larry Carpenter Stadium
<b>Pitched a Seven-Inning Complete Game</b>	<b>Dylan Van Meeteren</b>	<b>W, 4-0</b>	<b>#8/#4 West Alabama</b>	<b>April 18, 2026 (2)</b>	<b>Larry Carpenter Stadium</b>
<b>Pitched a Seven-Inning Shutout</b>	<b>Dylan Van Meeteren</b>	<b>W, 4-0</b>	<b>#8/#4 West Alabama</b>	<b>April 18, 2026 (2)</b>	<b>Larry Carpenter Stadium</b>
Pitched an Eight-Inning Complete Game	Vince Spilker	W, 7-6	Auburn Montgomery	April 14, 2012 (2)	Larry Carpenter Stadium
Pitched an Eight-Inning Shutout	Not Since 2006				
<b>Pitched a Nine-Inning Complete Game</b>	<b>Evan Bloomer</b>	<b>W, 8-2</b>	<b>Valdosta State</b>	<b>April 10, 2026</b>	<b>Larry Carpenter Stadium</b>
Pitched a Nine-Inning Shutout	Cooper Casteel	W, 5-0	Union University	March 7, 2025	Larry Carpenter Stadium
Pitched a One-Hit Shutout	Jack Nedrow	W, 16-0 (7 inn.)	West Alabama	April 5, 2024	Larry Carpenter Stadium
Won Two Games in a GSC Series	Has Never Happened				
Pitched Two Shutouts in GSC Play	Jack Nedrow	2	West Alabama/at Union	April 5 & April 12, 2024	
Recorded Two Saves in GSC Series	Tim Gooden	Games 1 & 3	Delta State	April 19-20, 2024	Larry Carpenter Stadium
Pitched Back-to-Back Complete Games	Jack Nedrow	7 innings	West Alabama	April 5, 2024	Larry Carpenter Stadium
		7 innings	Union University	April 12, 2024	Jackson, Tenn.



2026 RADIO/TV ROSTER




1  
**COOPER ISAACS**  
 5-10 | 170 | Jr. | MINF | R/R



2  
**DYLAN VAN MEETEREN (VAN MEET-er-in)**  
 6-4 | 205 | R-Jr. | RHP | R/R



3  
**JJ WILLIAMS**  
 6-0 | 200 | Gr. | OF | R/R



6  
**LUKE COLLIER (COLLY-er)**  
 5-11 | 175 | R-Jr. | MINF | R/R



7  
**GAGE SHAVER**  
 6-2 | 185 | Jr. | LHP | R/R



8  
**LANDON FRANKLIN**  
 6-1 | 195 | R-So. | MINF | R/R



9  
**BRYCE HAWKINS**  
 6-0 | 225 | Sr. | RHP | R/R



10  
**ALEX BREW**  
 6-0 | 160 | R-Fr. | LHP | L/L




12  
**HAYDEN CHOATE (GHOTE)**  
 6-3 | 205 | R-Fr. | LHP | L/L



13  
**AIDEN MCCLARY**  
 6-3 | 205 | R-Jr. | INF | L/R




14  
**BRAYLON HALL**  
 6-2 | 170 | So. | RHP | R/R



16  
**CASEN YOUNGBLOOD (K-son)**  
 6-4 | 239 | Fr. | 1B | R/R



17  
**COLT MCKIBBEN**  
 6-2 | 175 | Sr. | LHP | L/L



18  
**ISAIAH FRENCH**  
 6-0 | 200 | Jr. | C | R/R



19  
**NATE DUNFEE (DUNE-fee)**  
 5-9 | 140 | Jr. | OF | L/L




20  
**CAL GOSS**  
 6-2 | 186 | R-So. | RHP | R/R




21  
**TRIPP COOK**  
 6-2 | 190 | Fr. | OF | R/R



22  
**TYLER PICKENS**  
 6-5 | 220 | Jr. | RHP | R/R




23  
**ROBERT HICKS**  
 6-2 | 230 | Fr. | 1B/3B | R/R




24  
**KEILIN SANDERS (KEY-lin)**  
 5-8 | 170 | R-Fr. | INF/OF | R/R



25  
**CODY TURNER**  
 6-2 | 208 | R-Jr. | OF/LHP | L/L




26  
**LANDON NEASE (NIECE)**  
 6-0 | 190 | R-Jr. | RHP | R/R



28  
**BRADEN GABEL (GAY-bull)**  
 5-8 | 160 | So. | MINF | R/R



29  
**NATE CARABALLO (CAH-ra-bayo)**  
 6-0 | 185 | R-Jr. | C/1B | R/R



30  
**COATES MASSEY (mass-E)**  
 6-2 | 210 | R-Jr. | RHP | R/R



2026 RADIO/TV ROSTER




**MASON BRATCHER**  
6-1 | 180 | Fr. | RHP | R/R



**RYAN VALDES (VAL-dez)**  
5-10 | 185 | So. | OF | R/R



**CASON ENGERT (ING-gurt)**  
6-3 | 210 | Jr. | RHP | R/R




**LONDON WARD**  
5-7 | 165 | R-Fr. | C | R/R



**ADAM HERNANDEZ**  
5-7 | 180 | Fr. | MINF | R/R




**EVAN BLOOMER**  
6-5 | 215 | So. | RHP | R/R



**THEO OSTROWSKI (O-strauss-ski)**  
6-2 | 225 | Gr. | C | L/R




**NOAH BRIGGS**  
6-2 | 190 | Fr. | MINF | R/R




**LUKE TREECE**  
6-0 | 210 | Fr. | C | R/R



**ZACHARY LAWSON**  
6-3 | 225 | Jr. | RHP | R/R



**ZACH TIERNEY (TEAR-knee)**  
6-3 | 205 | R-Fr. | LHP | L/L




**WILL CHLADNY (klad-KNEE)**  
6-4 | 205 | Fr. | RHP | R/R




**MERCEDES DAVIS**  
BASEBALL DATA AND ANALYTICS



**ALYX DILL (ALEX)**  
BASEBALL DATA AND ANALYTICS



**DAN HEINBAUGH (HINE-bah)**  
HEAD ATHLETIC TRAINER



**WILL ATKINSON**  
DIRECTOR OF SPORTS PERFORMANCE



**LINDSEY JONES**  
ASST. DIR. OF ATHLETIC PERFORMANCE



**MARK BREW**  
HEAD COACH



**JORGE SAEZ (or-HAY SIGH-az)**  
ASSOCIATE HEAD COACH



**MICAH KACZOR (MY-kah KAZZ-or)**  
ASSISTANT COACH



**THOMAS ZAZZARO (zah-ZARE-o)**  
ASSISTANT COACH



**BRANDON DANIELS**  
ASSISTANT COACH