

LEE UNIVERSITY FLAMES

LEE UNIVERSITY FLAMES



24-13
OVERALL

15-9
GSC

NR
NCBWA DIVISION II POLL
(APRIL 1, 2026)

NR
ABCA DIVISION II POLL
(MARCH 31, 2026)

MARK BREW
HEAD COACH

758-346-2
OVERALL

20th
SEASON

TUESDAY, APRIL 7, 2026

LEE UNIVERSITY VS TUSCULUM UNIVERSITY

CLEVELAND, TENN. | LARRY CARPENTER STADIUM AT OLYMPIC FIELD
MID-WEEK NON-CONFERENCE

WATCH LIVE: [FLO COLLEGE](#)

LIVE STATS: [STATBROADCAST](#)

GAME
38

Scan the selected QR code to access:



Game Day Program | Record Book



TUSCULUM PIONEERS



12-25
OVERALL

6-18
SAC

NR
NCBWA DIVISION II POLL
(APRIL 1, 2026)

NR
ABCA DIVISION II POLL
(MARCH 31, 2026)

BRANDON STEELE
HEAD COACH

172-179
OVERALL

8th
SEASON

2026 SCHEDULE/RESULTS

OVERALL RECORD: 24-13

GSC: 15-9

NON-CONFERENCE: 9-4

HOME | AWAY | NEUTRAL: 13-4 | 11-9 | 0-0

JAN	30	Emmanuel University (DH)	W, 4-3 W, 12-1 (7)
FEB	1	Emmanuel University	canceled
	3	Lincoln Memorial University	W, 5-2
	7	Tiffin University (DH)	W, 13-3 (7) W, 8-3
	8	Tiffin University	W, 5-4
	13	*Delta State University	L, 3-4 (10)
	14	*Delta State University (DH)	L, 3-9 L, 8-9
	17	RV/#9 University of North Georgia	W, 6-3
	20	*at The University of Alabama in Huntsville	W, 11-4
	21	*at The University of Alabama in Huntsville (DH)	W, 16-9 W, 12-5
	24	at Carson-Newman University	W, 9-2
	27	*Auburn University at Montgomery	W, 16-6 (7)
	28	*Auburn University at Montgomery (DH)	W, 14-4 (7); W, 5-1
MAR	3	at Lincoln Memorial University	L, 5-6 (10)
	6	*at Union University (DH)	W, 13-3 (7); L, 0-4
	7	*at Union University	L, 6-7
	10	Carson-Newman University	L, 5-6
	13	*at Mississippi College	L, 7-11
	14	*at Mississippi College (DH)	L, 5-11; W, 11-7
	18	at #24/#21 Young Harris College	L, 4-10
	21	*Christian Brothers University	W, 12-10
	22	*Christian Brothers University (DH)	W, 17-3 (7); W, 14-3
	24	at Tusculum University	L, 9-12
	27	*at University of Montevallo	L, 12-16 (10)
	28	*at University of Montevallo (DH)	W, 21-3 (7); L, 15-16
	31	at #17/#10 University of North Georgia	W, 8-6
APR	3	*at #12/#5 University of West Florida	W, 6-3
	4	*at #12/#5 University of West Florida (DH)	W, 9-4; W, 3-1
	7	Tusculum University	6 PM
	10	*Valdosta State University	5 PM
11		*Valdosta State University (DH)	1 PM
	14	Young Harris College	5 PM
	17	*University of West Alabama	5 PM
	18	*University of West Alabama (DH)	1 PM
	21	Middle Georgia State University	5 PM
	24	*at Trevecca Nazarene University	6 PM
	25	*at Trevecca Nazarene University (DH)	1 PM
MAY	1-5	# GSC Championship (Oxford, Ala.)	TBA
	14-17	NCAA DII South Regional (Campus Sites)	
	21-23	NCAA DII South Super Regional (Campus Sites)	
	29-6	NCAA DII Championship (Cary, N.C.)	

* - GSC Games | # - GSC Championship | ! - DII Championship

All Times Listed Are EASTERN



All GSC Games and Lee home games are broadcast on FloCollege
Subscription Required

TU 2026 STAT LEADERS

RBI	Jack Gagen	21
BAVG	Landon Dockery	.396
RUNS	Evan Goins	25
WALKS	Caden Rector	22
HR	Dockery/Satterly	3
IP	Walker Pedante	45.1
WINS	Four Pitchers	2
ERA	Aidan Sproles	4.58
SO	Walker Pedante	40

SITUATIONAL RECORDS

Situation	W	L
Home	13.....4	4
Away	11.....9	9
Neutral	0.....0	0
vs Ranked	5.....1	1
Game 1 of Series	7.....3	3
Game 2 of Series	7.....3	3
Game 3 of Series	6.....3	3
Mid-Week	4.....4	4
Decided by 1 Run	2.....6	6
Decided by 2+ Runs	22.....6	6
Score First	16.....7	7
Opp Scores First	8.....6	6
Scoring 0-2 Runs	0.....1	1
Scoring 3-5 Runs	5.....6	6
Scoring 6+ Runs	19.....6	6
Allow 0-2 Runs	5.....0	0
Allow 3-5 Runs	14.....2	2
Allow 6+ Runs	5.....11	11
Out-Hit Opp	18.....5	5
Opp Out-Hits	6.....8	8
Hits are Even	0.....0	0

2026 GSC STANDINGS (AS OF APRIL 6)

X-CLINCHED GSC CHAMPIONSHIP BERTH

SCHOOL	CONF.	CPCT.	HOME	AWAY	OVERALL	PCT.	HOME	AWAY	NEUTRAL	STREAK
WEST ALABAMA	18-6	.750	9-3	9-3	28-8	.778	17-3	11-5	0-0	L1
TREVECCA	17-7	.708	9-3	8-4	26-12	.684	14-4	12-7	0-1	W1
WEST FLORIDA	16-8	.667	8-4	8-4	27-9	.750	16-4	11-5	0-0	L3
MC	16-8	.667	11-1	5-7	23-15	.605	18-4	5-11	0-0	W1
LEE	15-9	.625	6-3	9-6	24-13	.649	13-4	11-9	0-0	W4
DELTA STATE	14-10	.583	5-7	9-3	20-15	.571	7-8	13-7	0-0	W1
MONTEVALLO	11-13	.458	6-6	5-7	19-20	.487	12-8	7-12	0-0	L1
UAH	10-14	.417	5-10	5-4	14-20	.412	6-14	7-4	1-2	L1
VALDOSTA STATE	10-14	.417	8-4	2-10	13-24	.351	10-10	3-14	0-0	W2
UNION	7-17	.292	3-9	4-8	15-21	.417	7-9	6-11	2-1	W1
CHRISTIAN BROTHERS	5-19	.208	4-8	1-11	10-26	.278	8-14	2-12	0-0	L1
AUM	5-19	.208	2-10	3-9	9-28	.243	6-15	3-13	0-0	L2

ACTIVE STREAKS

LEE	TU
W4	OverallL2
W3	HomeL2
W4	AwayL6
L2	NeutralW1
4-1	Last 51-4
7-3	Last 103-7

GAME NOTES

- ➔ **LAST TIME OUT:** Lee swept a three-game series at #12/#5 West Florida to post their fourth straight win against ranked opponents. The Flames won 6-3 on Friday evening and posted scores of 9-4 and 3-1 in Saturday's doubleheader.
- ➔ **HOME SWEET HOME:** Lee is 13-4 so far this season and were 42-17 at home the previous two seasons. Since 2020, the Flames have a record of 117-48 in games in Larry Carpenter Stadium at Olympic Field.
- ➔ **TEAMS GOING IN OPPOSITE DIRECTIONS:** Since Lee's 12-9 loss at Tusculum on March 24, the Flames have won five of their last seven games, including the last four. The Pioneers have lost six of their last seven since that date.
- ➔ **GONE STREAKING:** Luke Collier had his team-longest hit streak snapped at 15 in Saturday's second game. Aiden McClary, Casen Youngblood and Braden Gabel had the longest streaks of the season at 11. Gabel has the longest current streak at nine. Aiden McClary has a current reached base streak of 22 games. Isaiah French reached safely in the team's first 29 games before it ended at Tusculum.
- ➔ **OUT OF CONFERENCE:** The Flames are 9-5 against non-conference opponents. They were just 8-7 outside of conference in the regular season last year and are 65-42 since 2020. Lee had lost its last five non-conference games after starting the season 8-0 before beating North Georgia on March 31.
- ➔ **LOOKING AHEAD:** Today is the beginning of nine straight home games for the Flames. Lee hosts Valdosta State in a three-game GSC series this weekend and Young Harris next Tuesday.

ABOUT THE SERIES

- ➔ **SERIES RECORD:** Tied 11-11 | H: 7-4 | A: 4-7 | N: 0-0
- ➔ **FIRST MEETING:** April 21, 1998 | Cleveland, Tenn. | L, 16-18
- ➔ **LATEST MEETING:** March 24, 2026 | Greeneville, Tenn. | L, 9-12
- ➔ **SERIES STREAKS:** Tusculum has won two in a row following Lee's own two-game win streak. The Pioneers won the first four meetings. The teams alternated the next four games before Lee won seven of the next 10.



LEE UNIVERSITY FLAMES

NO.	NAME	CL.	HT.	WT.	POS.	B/T	HOMETOWN/PREVIOUS SCHOOL
1	Cooper Isaacs	MINF	5-10	170	Jr.	R/R	Canton, Ga. / Cherokee HS
2	Dylan Van Meeteren	RHP	6-4	205	R-Jr.	R/R	Indio, Calif. / College of the Desert
3	JJ Williams	OF	6-0	200	Gr.	R/R	Franklin, Tenn. / Christ Presbyterian Acad.
6	Luke Collier	MINF	5-11	175	R-Jr.	R/R	Asheville, N.C. / Asheville Christian Acad.
7	Gage Shaver	LHP	6-2	185	Jr.	L/L	Rossville, Ga. / Southern Wesleyan Univ.
8	Landon Franklin	MINF	6-1	195	R-So.	R/R	Cleveland, Tenn. / Seminole State College of FL
9	Bryce Hawkins	RHP	6-0	225	Sr.	R/R	Cumming, Ga. / Mercer University
10	Alex Brew	LHP	6-0	180	R-Fr.	L/L	Cleveland, Tenn. / Bradley Central HS
12	Hayden Choate	LHP	6-3	205	R-Fr.	L/L	Chattanooga, Tenn. / McCallie School
13	Aiden McClary	INF	6-3	205	R-Jr.	L/R	Cleveland, Tenn. / Cleveland State CC
14	Brayton Hall	RHP	6-2	170	So.	R/R	Knoxville, Tenn. / Farragut HS
16	Casen Youngblood	1B	6-4	239	Fr.	R/R	Murfreesboro, Tenn. / Providence Christian Acad.
17	Colt McKibben	LHP	6-2	175	Sr.	L/L	Cartersville, Ga. / Cartersville HS
18	Isaiah French	C	6-0	200	Jr.	R/R	Maryville, Tenn. / Maryville HS
19	Nate Dunfee	OF	5-9	140	Jr.	L/L	Ringgold, Ga. / Cleveland State CC
20	Cal Goss	RHP	6-2	185	R-So.	R/R	Cartersville, Ga. / Cartersville HS
21	Tripp Cook	OF	6-2	190	Fr.	R/R	Anderson, S.C. / Crescent HS
22	Tyler Pickens	RHP	6-5	220	Jr.	R/R	Oak Ridge, Tenn. / Cleveland State CC
23	Robert Hicks	1B/3B	6-2	230	Fr.	R/R	Mableton, Ga. / Riverwood International Charter
24	Keilin Sanders	INF/OF	5-8	170	R-Fr.	R/R	Toccoa, Ga. / Franklin County HS
25	Cody Turner	OF/LHP	6-2	208	R-Jr.	L/L	Palmdale, Calif. / Antelope Valley College
26	Landon Nease	RHP	6-0	190	R-Jr.	R/R	Buford, Ga. / USC Sumter
28	Braden Gabel	MINF	5-8	160	So.	R/R	Kennesaw, Ga. / Mount Paran Christian School
29	Nate Caraballo	C/1B	6-0	185	R-Jr.	R/R	Imperial, Mo. / Lake Land College
30	Coates Massey	RHP	6-2	210	R-Jr.	R/R	Fortson, Ga. / Columbus State University
31	Mason Bratcher	RHP	6-1	180	Fr.	R/R	Tullahoma, Tenn. / Tullahoma HS
35	Ryan Valdes	OF	5-10	185	So.	R/R	Miami, Fla. / G. Holmes Braddock HS
37	Cason Engert	RHP	6-3	210	Jr.	R/R	Cumming, Ga. / East Tennessee State Univ.
38	Landon Ward	C	5-7	165	R-Fr.	R/R	Gallatin, Tenn. / Gallatin HS
39	Adam Hernandez	INF	5-7	180	Fr.	R/R	Miami, Fla. / G. Holmes Braddock HS
40	Evan Bloomer	RHP	6-5	215	So.	R/R	Collierville, Tenn. / First Assembly Christian School
41	Theo Ostrowski	C	6-2	225	Fr.	L/R	Essex, Mass. / Covenant Christian Acad.
42	Noah Briggs	INF	6-2	190	Fr.	R/R	Thompson's Station, Tenn. / Knights Acad.
44	Luke Treece	C	6-0	210	Fr.	R/R	Coalfield, Tenn. / Coalfield HS
45	Zachary Lawson	RHP	6-3	225	Jr.	R/R	Smyrna, Tenn. / Stewarts Creek HS
46	Zach Tierney	LHP	6-3	205	R-Fr.	L/L	South Pittsburg, Tenn. / South Pittsburg HS
48	Will Chladny	RHP	6-4	205	Fr.	R/R	Thompson's Station, Tenn. / Summit HS

TUSCULUM UNIVERSITY PIONEERS

NO.	NAME	CL.	HT.	WT.	POS.	B/T	HOMETOWN / PREVIOUS SCHOOL
1	Jake Smith	R-Fr.	5-10	160	INF	R/R	Winston-Salem, N.C. / Oak Grove HS
2	Cutter Womack	R-Fr.	5-11	180	OF	L/L	Cleveland, Tenn. / Cleveland HS
3	Jake Trottier	R-Fr.	6-2	165	INF	L/R	Fort Myers, Fla. / SW Florida Christian Acad.
4	Landon Dockery	So.	6-0	190	OF	R/R	Maryville, Tenn. / Maryville HS
5	Justin Millsaps	Jr.	5-9	210	INF	R/R	Louisville, Tenn. / Maryville HS
6	Connor Jurek	Gr.	5-10	175	OF	R/R	Knoxville, Tenn. / USC Upstate
7	Alejandro Ponte	Fr.	5-11	220	OF	L/R	Miami, Fla. / Rise Prep Academy
8	Keygan Miksa	Jr.	5-10	185	INF	R/R	Toronto, Ontario / SUNY Niagara
10	Jack Gagen	Jr.	6-1	200	C	R/R	Ashburn, Va. / Independence HS
11	Caden Rector	Gr.	5-7	170	INF	R/R	Knoxville, Tenn. / Chowan University
12	Nick Satterly	R-Fr.	6-3	205	C	R/R	Erwin, Tenn. / Unicoi County HS
13	JeanCarlo Hernandez	Fr.	5-8	185	INF	R/R	Miami, Fla. / Felix Varela Senior HS
14	Steve Scarfone	Jr.	6-4	215	OF	L/R	Staten Island, N.Y. / RCSJ Gloucester
15	Evan Cage	Jr.	6-0	195	OF	L/L	Knoxville, Tenn. / Pellissippi St. CC
16	Jake Absher	So.	6-2	200	OF	R/L	Lenoir, N.C. / Hibriten HS
17	Drew Sliwinski	Gr.	6-4	225	RHP	R/R	Knoxville, Tenn. / Bearden HS
18	Evan Goins	Jr.	6-0	195	INF	L/R	Knoxville, Tenn. / Cleveland St. CC
19	Maverick Foster	Jr.	6-8	265	RHP	R/R	Bethel, Conn. / Canterbury School
20	Adrian Salas	Jr.	5-11	185	C	R/R	Toronto, Ontario / SUNY Niagara
21	Ryan Ortega	So.	5-10	170	OF	R/R	Miami, Fla. / Palmetto Senior HS
22	Will Webb	Jr.	6-1	175	RHP	R/R	Knoxville, Tenn. / Cleveland St. CC
23	Tine Bowman	Fr.	6-1	200	C/INF	S/R	Johnson City, Tenn. / Providence Academy
24	Brice Anders	Sr.	6-1	200	RHP	R/R	Brevard, N.C. / TC Roberson HS
25	Julian Jennings	Gr.	6-0	205	INF/OF	R/R	Port St. Lucie, Fla. / Barton College
26	Kolby Watson	Jr.	5-10	185	INF/OF	L/R	Mount Airy, N.C. / UNC Asheville
27	Walker Pedante	Sr.	6-2	195	RHP	R/R	Glen Allen, Va. / Lenoir-Rhyne University
28	Adam Buerger	Jr.	6-0	195	INF	R/R	Gahanna, Ohio / Chattanooga St. CC
29	Owen Canter	So.	6-1	180	RHP	R/R	New Franklin, Ohio / Walsh University
30	Payne Ladd	So.	6-5	230	LHP	L/L	Bristol, Tenn. / Tennessee HS
31	Joey Socorro	Jr.	6-0	215	C/INF	R/R	West Deptford, N.J. / Wes Deptford HS
32	Caleb Mulcahy	Gr.	5-9	190	OF	R/R	Dover, Tenn. / Stewart County HS
33	Cooper Emery	So.	6-0	190	RHP	R/R	Lakeland, Fla. / Lakeland Senior HS
34	Nate Davidson	Fr.	5-10	175	C	R/R	Nashville, Tenn. / Lipscomb Academy
35	Luke Maicon	Gr.	6-2	210	RHP	R/R	Wake Forest, N.C. / Caldwell Tech
36	Scout Martin	Sr.	6-0	195	LHP	L/L	Murfreesboro, Tenn. / Blackmon HS
37	Riley Schild	Fr.	6-0	200	INF	R/R	Springfield, Tenn. / Springfield HS
38	Blake Bible	R-Fr.	6-0	190	OF	R/R	Morristown, Tenn. / Lakeway Christian Acad.
39	Ryan Miller	Fr.	6-1	150	RHP	R/R	Brooksville, Fla. / Hernando HS
40	Aiden Tipton	So.	5-10	220	RHP	R/R	Knoxville, Tenn. / Bearden HS
41	Nathan Hayworth	R-Fr.	5-10	170	OF	R/R	Rockwell, N.C. / East Rowan HS
42	Isaiah Piñero	Fr.	5-10	180	RHP	R/R	Fayetteville, N.C. / Pine Forest HS
43	Ben Randall	Jr.	6-5	240	RHP	R/R	Land O Lakes, Fla. / Middle Georgia State Univ.
44	Mason Johnson	Jr.	6-2	235	INF	L/R	Tiffin, Ohio / Terra St. CC
45	Noah Vickers	Jr.	6-0	170	RHP	R/R	Milan, Tenn. / Milan HS
46	Ayden Moore	So.	6-0	200	RHP	R/R	Lebanon, Tenn. / Friendship Christian School
47	Christian Ponte	Fr.	5-10	215	RHP	R/R	Miami, Fla. / Rise Prep Academy
48	Aidan Sproles	Fr.	6-2	250	RHP	R/R	Johnson City, Tenn. / Providence Academy



MARK BREW
Head Coach | #5
 Overall Record: 758-346-2
 Lee Record: 758-346-2 | 20th Season

JORGE SAEZ
Associate Head Coach | #48

MICAH KACZOR
Assistant Coach | #11

THOMAS ZAZZARO
Assistant Coach | #40

BRANDON DANIELS
Assistant Coach | #15



BRANDON STEELE
Head Coach
 Overall Record: 172-179
 TU Record: 172-179 | 8th Season

TODD IRELAND
Associate Head Coach

CALEB NARRON
Assistant Coach

MICHAEL PALJICH
JOSH WOOTEN
JUSTIN CARINCI
MAX MULL

Graduate Assistants





**NATIONAL COLLEGIATE BASEBALL WRITERS OF AMERICA (NCBWA)
 TOP 25 POLL | April 1, 2026**

#	SCHOOL	W-L	PTS.	PREV.
1	Tampa (15)	26-4	495	2
2	Colorado Mesa (5)	30-3	484	3
3	Catawba	26-6	451	4
4	Central Missouri	24-5	438	6
5	Pittsburg State	26-6	379	1
6	Grand Valley State	24-4	376	12
7	Point Loma	28-7	375	5
8	Young Harris	27-7	342	13
9	West Chester	19-4	317	11
10	Cal State Monterey Bay	22-8	289	9
11	UT Tyler	26-8	288	18
12	West Florida	26-6	281	RV
13	North Greenville	28-7	275	8
14	Augustana (S.D.)	21-6	215	15
15	West Alabama	25-7	191	16
16	Seton Hill	21-5	165	21
17	Illinois Springfield	22-7	164	24
18	St. Mary's	25-9	162	14
19	Bentley	18-7	148	19
20	North Georgia	28-8	146	17
21	Rogers State	27-4	135	20
22	Wayne State (Mich.)	21-5	85	7
23	Westmont	20-6	71	22
24	Francis Marion	27-7	60	23
25	Trevecca	24-10	56	10

RV: Wilmington (19-9) 35 points; UT Dallas (26-8) 24 points; Millersville (20-7) 20 points; Lenoir-Rhyne (24-6-1) 16 points; Rollins (20-8) 8 points; Minnesota State (18-6) 5 points; Southern New Hampshire (14-8) 4 points; MSU Denver (24-6) 3 points; Maryville (18-10) 2 points; Cal State Poly Pomona (19-11) 2 points; Belmont Abbey (26-8) 1 point.

**AMERICAN BASEBALL COACHES ASSOCIATION (ABCA)
 TOP 30 POLL | March 31, 2026**

#	SCHOOL	W-L	PTS.	PREV.
1.	Catawba (N.C.)	26-6	297	1
2.	Tampa (Fla.)	26-4	292	3
3.	Colorado Mesa	30-3	282	5
4.	North Greenville (S.C.)	28-7	270	6
5.	West Florida	26-6	260	9
6.	West Alabama	25-7	250	8
7.	Central Missouri	24-5	240	7
8.	Grand Valley State (Mich.)	24-4	230	16
9.	Pittsburg State (Kan.)	26-6	220	2
10.	North Georgia	28-8	210	12
11.	Francis Marion (S.C.)	27-7	200	14
12.	Lenoir-Rhyne (N.C.)	24-6-1	190	13
13.	Rollins (Fla.)	20-8	180	11
14.	Point Loma (Calif.)	28-7	170	4
15.	Rogers State (Okla.)	27-4	162	15
16.	Young Harris (Ga.)	27-7	153	18
17.	Augustana (S.D.)	21-6	140	17
18.	Westmont (Calif.)	20-6	130	19
19.	Wingate (N.C.)	26-8	120	20
20.	West Chester (Pa.)	19-4	110	21
21.	Cal State Monterey Bay	22-8	100	10
22.	Seton Hill (Pa.)	21-5	90	24
23.	Belmont Abbey (N.C.)	26-8	80	25
24.	Texas-Tyler	26-8	70	27
25.	St. Mary's (Texas)	25-9	60	28
26.	Minnesota State Mankato	18-6	50	26
27.	Bentley (Mass.)	18-7	40	T30
28.	Wayne State University (Mich.)	21-5	30	22
29.	Millersville (Pa.)	20-7	20	T30
30.	Eckerd (Fla.)	21-8	10	29

RV: Trevecca Nazarene (Tenn.), Northwest Nazarene (Idaho), UNC Pembroke, St. Thomas Aquinas (N.Y.), Southern New Hampshire, Angelo State (Texas), Frostburg State (Md.), USC Aiken, Wilmington (Del.), Emporia State (Kan.), West Texas A&M, Illinois-Springfield, Southern Arkansas, MSU Denver (Colo.), Felician (N.J.), Colorado-Colorado Springs, Arkansas-Monticello, Northwest Missouri State, Cal State San Marcos, Cal Poly Pomona, Lincoln Memorial (Tenn.), Bloomsburg (Pa.), Molloy (N.Y.), Maryville (Mo.), Findlay (Ohio), Missouri S&T.

GULF SOUTH CONFERENCE WEEKLY HONORS

PLAYER OF THE WEEK

Zach Stokes, UWF	Feb. 3
Rashad Robinson, UWA	Feb. 10
Elijah Ramsey, UU	Feb. 17
Jack Fitzgerald, UM	Feb. 24
Cody Turner, Lee	Mar. 3
Alex Johnson, MC	Mar. 10
Cade Martin, TNU	Mar. 17
Cody Turner, Lee	Mar. 24
Tucker Jones, DSU	Mar. 31

PITCHER OF THE WEEK

Eli Roberts, UWF	Feb. 3
Jonah Smithson, TNU	Feb. 10
Zach Wyatt, UM	Feb. 17
Adrian Byrd, DSU	Feb. 24
Baker Green, UWA	Mar. 3
Baker Green, UWA	Mar. 10
Ryan Sweeney, TNU	Mar. 17
Zach Wyatt, UM	Mar. 24
Cooper Cooksey, MC	Mar. 31

FRESHMAN OF THE WEEK

Mason Woolever, UM	Feb. 3
Rylan Moses, TNU	Feb. 10
Blake Westry, UM	Feb. 17
Tucker Ricks, UWF	Feb. 24
Will Langston, MC	Mar. 3
Rylan Moses, TNU	Mar. 10
Tucker Ricks, UWF	Mar. 17
Luke Holbrook, UM	Mar. 24
Tucker Ricks, UWF	Mar. 31

2026 GULF SOUTH CONFERENCE SCHEDULE (WEEK OF APRIL 6-12)

TUESDAY, APRIL 7

UT Southern at UAH	TBA
Trevecca at Carson-Newman	2 pm CT
Christian Brothers at Arkansas Tech	3 pm CT
Montevallo at AUM	4 pm CT
West Florida at Columbus State	5 pm CT
Union at Harding	5 pm CT
West Alabama at MC	5 pm CT
Valdosta State at Tampa	5 pm ET
Arkansas-Monticello at Delta State	6 pm CT
Tusculum at Lee	6 pm ET

FRIDAY, APRIL 10

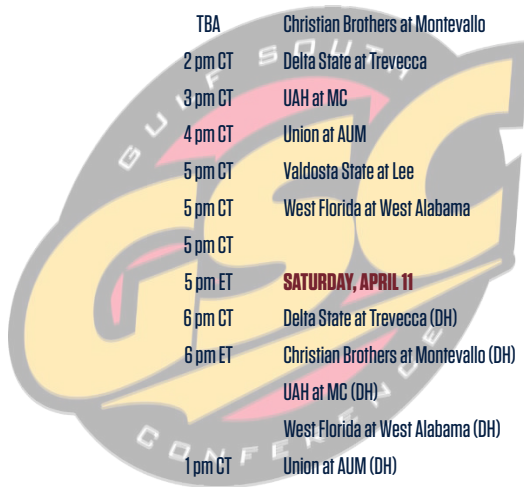
Christian Brothers at Montevallo	5 pm CT
Delta State at Trevecca	5 pm CT
UAH at MC	5 pm CT
Union at AUM	5 pm CT
Valdosta State at Lee	5 pm ET
West Florida at West Alabama	6 pm CT

SATURDAY, APRIL 11

Delta State at Trevecca (DH)	12 pm CT
Christian Brothers at Montevallo (DH)	12 pm CT
UAH at MC (DH)	1 pm CT
West Florida at West Alabama (DH)	1 pm CT
Union at AUM (DH)	1 pm CT
Valdosta State at Lee (DH)	1 pm ET

WEDNESDAY, APRIL 8

West Florida at Columbus State	1 pm CT
--------------------------------	---------





MARK BREW | HEAD COACH

» Alma Mater: Trevecca Nazarene, 1994
 » Hometown: Smyrna, TN
 » Family: **Wife:** Rachel
 » Children: Elise and Alex

CAREER NUMBERS TO KNOW

758

In his 20th season as a head coach, Mark Brew has collected 758 victories, all at Lee.

17

Coach Brew has posted 17 winning seasons in 19 years as a head coach. His overall career win percentage is .686 (758-346-2)

3

3 different teams have qualified for the NCAA DII National Tournaments (2021, 2022, 2024). Lee has posted a 6-6 record.

209

Lee has won 209 regular-season GSC games under coach Mark Brew. His GSC record now stands at 209-154-1 (.576).

7

Consecutive NAIA World Series appearances (2007-2013). Finished in top four in final six, including two second-place performances.

@LEEUBASEBALL MILESTONES

1

Defeated Freed-Hardeman, 6-5, for his first victory at Lee on February 3, 2007.

2

Highest seeding in the NCAA South Region. The Flames were the No. 2 seed when Lee qualified for the 2021 NCAA tournament.

33

Players that were drafted/signed MLB contracts while Brew was Head Coach and Assistant Coach for the Flames.

500

Defeated Shorter University, 8-1, on March 18, 2017, to post his 500th career coaching victory.

700

Defeated Tusculum University 10-5 on April 10, 2024, to record his 700th coaching victory.



HEAD COACH | 20TH SEASON @ LEE

YEAR-BY-YEAR RECORD

YEAR	SCHOOL	RECORD	PCT
2007	Lee	51-15	0.773
2008	Lee	63-10	0.863
2009	Lee	53-14	0.791
2010	Lee	52-13	0.800
2011	Lee	51-14	0.785
2012	Lee	56-11-1	0.831
2013	Lee	51-12	0.810
2014	Lee	37-19	0.638
2015	Lee	39-19-1	0.669
2016	Lee	30-18	0.625
2017	Lee	27-23	0.540
2018	Lee	27-26	0.509
2019	Lee	23-26	0.469
2020*	Lee	14-9	0.609
2021	Lee	36-11	0.766
2022	Lee	33-24	0.579
2023	Lee	28-25	0.528
2024	Lee	39-18	0.684
2025	Lee	24-26	0.480
2026	Lee	24-13	0.649
Overall		758-346-2	0.686
	Lee	758-346-2	0.686

LEE UNIVERSITY IN GSC CHAMPIONSHIP

2016		2024	
at West Florida	L, 7-11	vs. West Georgia	W, 10-2
vs. Alabama Huntsville	L, 9-10	vs. Valdosta State	L, 0-10 (7)
		vs. Delta State	L, 3-5
2018		2025	
vs. Montevallo	W, 10-4	vs. Valdosta State	L, 4-6
vs. West Florida	W, 7-0	vs. Trevecca Nazarene	L, 2-4
vs. West Georgia	L, 3-8		
vs. Mississippi College (Final)	L, 6-7		
2021			
vs. Auburn Montgomery	W, 8-3		
vs. Delta State	L, 2-13		
vs. Valdosta State	W, 13-7		
vs. West Florida	L, 7-10		
2022			
vs. Auburn Montgomery	W, 9-1		
vs. Delta State	W, 9-3		
vs. Alabama Huntsville	W, 8-5		
vs. Shorter	L, 1-11 (7 inn.)		
vs. Shorter (Final)	W, 19-8		
2023			
vs. Montevallo	W, 10-2		
vs. Shorter	W, 11-6		
vs. Valdosta State	L, 9-13		
vs. West Florida	L, 2-11		

LEE UNIVERSITY IN NCAA TOURNAMENT

2021	
vs. Alabama Huntsville	W, 4-1
vs. Tampa	L, 7-12
vs. Alabama Huntsville	W, 10-4
at West Florida	L, 0-7
2022	
at Saint Leo	W, 17-7
vs. Rollins	L, 1-15
at Saint Leo	W, 9-5
vs. Rollins	L, 3-7
2024	
vs. Auburn Montgomery	W, 24-7
at Tampa	L, 1-13
vs. Auburn Montgomery	W, 8-7
at Tampa	L, 3-16



FLAMES QUICK FACTS

LEE UNIVERSITY

Location	Cleveland, Tenn.
Phone Number	423-614-8000
Founded	1918
Enrollment	3,820
Nickname	Lady Flames/Flames
Colors	Maroon & White
Mascot	Valor
Affiliation	NCAA Division II
Conference	Gulf South (GSC)
President	Dr. Phil Cook
Chancellor	Dr. Charles Paul Conn
Athletic Director	John Maupin
Deputy AD/Senior Woman Administrator	Jessica McIntyre
Associate AD (Internal Operations)	Marty Rowe
Assistant AD for Student-Athlete Wellness	Breanne Crittenden
Director of Facilities and Game Operations	Mark Brew
Compliance Coordinator	Silvia Beauzile
Faculty Athletics Representative	Dr. Jason Robinson
Athletics Office Coordinator	Tena Walker
Assistant for Athletic Operations/SAAC Administrator	Kayla Louie
Director of Student-Athlete Welfare and Athletics Counseling	Hannah Manning
Team Physician	Dr. DeWayne Knight
Team Physician	Dr. Jason Spangler
Head Athletic Trainer	Daniel Heinbaugh
Sports Medicine Coordinator	Breanne Crittenden
Director of Sports Performance	Will Atkinson
Assistant Director of Athletic Performance	Lindsay Jones

BASEBALL HISTORY

Inaugural Season	N/A, Reinstated in 1996
All-Time Record (since 1996)	1115-584-2
All-Time GSC Record	209-154-1
GSC Regular Season Championships	2 (2024, 2021)
GSC Tournament Appearances/Last	7/2025
Record	11-13
GSC Tournament Championships	1 (2022)
NCAA DII Championship Appearances/Last	3/2024
Record	6-6
NCAA DII South Region Championships	0

BASEBALL STAFF

Head Coach	#5 Mark Brew (Trevecca Nazarene, 1994)
Lee Record	758-346-2
Career Record	758-346-2
GSC Record	209-154-1
Associate Head Coach/Recruiting Coordinator	#48 Jorge Saez
Assistant Coach/Pitching Coach	#11 Micah Kaczor
Assistant Coach	#40 Thomas Zazzaro
Assistant Coach	#15 Brandon Daniels
Baseball Data and Analytics	Mercedes Davis, Alyx Dill
Athletic Trainer	Dan Heinbaugh

MEDIA INFORMATION

Athletic Communications Coordinator	Philip Tang
Office Phone	423-614-3782
Email	ptang@leeuniversity.edu
Director of Broadcasting/Senior Writer	George Starr
Email	gstarr@leeuniversity.edu
Athletic Creative Content Director	Jonathan Murray
Email	jmurray@leeuniversity.edu
Athletic Communications Assistant/Baseball Contact	Tom Chatfield
Email	tchatfield@leeuniversity.edu
Athletic Communications Assistant	Adam Belford
Email	abelford@leeuniversity.edu

LEE UNIVERSITY'S RECORD

.....	2026
Overall	24-13
Home	13-4
Away	11-9
Neutral	0-0
GSC Games	15-9
GSC Home	6-3
GSC Away	9-6
Game 1 of Series	7-3
Game 2 of Series	7-3
Game 3 of Series	6-3
Weekend Series W-L Overall	6-4
Weekend Series W-L Home	4-1
Weekend Series W-L Away	2-3
Weekend Series Sweeps Overall	6-1
Weekend Series Sweeps Home	4-1
Weekend Series Sweeps Away	2-0
vs Ranked	5-1
Mid-Week Games	4-4
1-Run Games	2-6
2-Run Games	3-0
3-Run Games	3-1
4-Run Games	2-3
5+Run Games	14-3
Extra Innings	0-3
Shutouts	0-1
Lee Scores First	16-7
Opponent Scores First	8-6
Lee Scores 0-2 Runs	0-1
Lee Scores 3-5 Runs	5-6
Lee Scores 6-9 Runs	7-3
Lee Scores 10+ Runs	13-2
Opponent Scores 0-2 Runs	4-0
Opponent Scores 3-5 Runs	15-2
Opponent Scores 6-9 Runs	4-5
Opponent Scores 10+ Runs	1-6
Lee Out-Hits Opponent	19-5
Lee Out-Hit By Opponent	5-8
Hits Are Even	0-1
After 6 Leading	22-5
Trailing	0-8
Tied	2-0
After 7 Leading	22-2
Trailing	2-10
Tied	0-0
After 8 Leading	10-2
Trailing	0-7
Tied	2-1
Lee Hits 0 Home Runs	8-5
1 Home Run	5-5
2+ Home Runs	11-3
Opponent Hit 0 Home Runs	14-9
1 Home Run	10-2
2+ Home Runs	0-2
Lee Made 0 Errors	12-2
1 Error	6-2
2+ Errors	6-9
Opponent Made 0 Errors	4-6
1 Error	6-2
2+ Errors	14-5



THE LAST TIME A LEE TEAM...

EVENT	STAT	OPPONENT	DATE	SITE
Defeated a No. 1 Ranked Team	W, 2-0	#1 Tampa	April 9, 2022 (2)	Larry Carpenter Stadium
Defeated a Top 5 Team	W, 3-1	#5 West Florida	April 4, 2026 (2)	Pensacola, Fla.
Defeated a Top 10 Team	W, 8-6	#17/#10 North Georgia	March 31, 2026	Dahlonega, Ga.
Defeated a Ranked Team	W, 2-0	#25/#19 Carson-Newman	March 11, 2025	Jefferson City, Tenn.
Played 12-15 Innings	13 (L, 7-8)	Shorter University	April 9, 2021	Larry Carpenter Stadium
Played 16+ Innings	16 (L, 4-5)	North Alabama	March 3, 2018	Larry Carpenter Stadium
Scored 10-15 Runs	L, 15-16	Montevallo	March 28, 2026 (2)	Montevallo, Ala.
Scored 15-19 Runs	W, 17-3 (7)	Christian Brothers	March 21, 2026 (1)	Larry Carpenter Stadium
Scored 20+ Runs	W, 21-3 (7)	Montevallo	March 28, 2026 (1)	Montevallo, Ala.
Scored 10 or more Runs in a Loss	L, 15-16	Montevallo	March 28, 2026 (2)	Montevallo, Ala.
Scored 10 or more Runs in an Inning	10, 1st inning (W, 21-3, 7 inn.)	Montevallo	March 28, 2026 (1)	Montevallo, Ala.
Hit Four Home Runs	4	Montevallo	March 28, 2026 (2)	Montevallo, Ala.
Hit Five Home Runs	5	Alabama Huntsville	February 21, 2026 (1)	Huntsville, Ala.
Hit Six or more Home Runs	7	Auburn Montgomery	May 16, 2024	Tampa, Fla.
Stole Five Bases	5	/RV West Florida	April 5, 2025 (2)	Larry Carpenter Stadium
Stole over Five Bases	7	Union University	March 6, 2026 (1)	Jackson, Tenn.
Walked 10-14 Times	14	Hillsdale College	February 7, 2025	Larry Carpenter Stadium
Walked 15+ Times	15	Shorter University	February 16, 2024	Rome, Ga.
Had Five or more Hit Batters	7	Mars Hill	February 9, 2024	Larry Carpenter Stadium
Had a Walk-off Hit	W, 9-8 (RBI Single)	Trevecca	April 26, 2025 (2)	Larry Carpenter Stadium
Had a Walk-off Home Run	W, 7-6 (2-run Home Run)	Montevallo	April 7, 2023 (2)	Larry Carpenter Stadium
Had a Walk-off Walk	W, 5-4	Tiffin University	February 8, 2026	Larry Carpenter Stadium
Had a Walk-off Wild Pitch	W, 3-2 (9 inn.)	/RV West Florida	April 5, 2025 (1)	Larry Carpenter Stadium
Had a Walk-off Hit by Pitch	W, 4-3	Emmanuel (Ga.)	January 30, 2026 (1)	Larry Carpenter Stadium
Had a Walk-off by Sac Fly	W, 6-5 (8 inn.)	West Florida	April 30, 2022 (2)	Larry Carpenter Stadium
Struck Out 10 Times	10	Lincoln Memorial	March 4, 2026	Harrogate, Tenn.
Struck Out 11-14 Times	14	Montevallo	March 27, 2026	Montevallo, Ala.
Struck Out 15 or more Times	16	Delta State	February 13, 2026	Larry Carpenter Stadium
Left 15 or more On Base	16	Christian Brothers	March 24, 2024	Larry Carpenter Stadium
Limited to One Hit	1 (7 inn.)	West Alabama	March 18, 2023 (2)	Livingston, Ala.
Was Shut Out	L, 0-4	Union University	March 6, 2026 (2)	Jackson, Tenn.
Pitched a Perfect Game	Matthew Gilson (5 inn.)	Union (Ky.)	February 18, 2002 (1)	Larry Carpenter Stadium
Pitched a No-Hitter	Jumpei Akanuma (7 inn.)	West Alabama	February 24, 2018	Larry Carpenter Stadium
Pitched 10-14 Strikeouts	11	#5 West Florida	April 4, 2026 (2)	Pensacola, Fla.
Pitched 15 or more Strikeouts	15	Mars Hill	February 11, 2023 (1)	Larry Carpenter Stadium
Walked 10 or more Batters	10	#24/#21 Young Harris	March 18, 2026	Young Harris, Ga.
Allowed 20 or more Runs	21	North Georgia	April 16, 2024	Dahlonega, Ga.
Allowed 15-19 Runs	16	Montevallo	March 28, 2026 (2)	Montevallo, Ala.
Allowed 20 or more Hits	22	Bellarmine	March 5, 2019 (2)	Larry Carpenter Stadium
Allowed 15-19 Hits	15	Mississippi College	March 13, 2026	Clinton, Miss.
Allowed Four or more Home Runs	4	Mississippi College	March 13, 2026	Clinton, Miss.
Recorded a Shutout	W, 1-0	Mississippi College	March 15, 2025	Larry Carpenter Stadium
Recorded a One-Hit Shutout	W, 2-0	West Florida	April 27, 2024 (2)	Pensacola, Fla.
Recorded a Shutout at Home	W, 1-0	Mississippi College	March 15, 2025	Larry Carpenter Stadium
Recorded a Shutout on the Road	W, 2-0	#25/#19 Carson-Newman	March 11, 2025	Jefferson City, Tenn.
Recorded a Shutout in a GSC Game	W, 1-0	Mississippi College	March 15, 2025	Larry Carpenter Stadium
Recorded a Shutout in a GSC Tournament Game	W, 7-0	West Florida	May 7, 2018	Cleveland, Miss.
Allowed a Walk-off Hit	L, 15-16 (9 inn.)	Montevallo	March 28, 2026 (2)	Montevallo, Ala.
Allowed a Walk-off Home Run	L, 12-16 (10 inn.) (Grand Slam)	Montevallo	March 27, 2026	Montevallo, Ala.
Allowed a Walk-off Walk	L, 1-2 (12 inn.)	West Florida	March 28 2015 (1)	Pensacola, Fla.
Allowed a Walk-off Wild Pitch	L, 3-4 (10 inn.)	West Alabama	April 2, 2017	Livingston, Ala.
Allowed a Walk-Off Hit by Pitch	L, 5-6 (7 inn.)	Delta State	March 13, 2022 (2)	Cleveland, Miss.
Allowed a Walk-Off Fielder's Choice	L, 7-8 (7 inn.)	Valdosta State	April 12, 2025 (2)	Valdosta, Ga.



THE LAST TIME A LEE PLAYER...

EVENT	PLAYER	STAT	OPPONENT	DATE	SITE
Led off a Road Game with Home Run	JJ Williams		Valdosta State	April 12, 2025 (2)	Valdosta, Ga.
Hit Two Home Runs	Luke Collier	Solo, Grand Slam	Montevallo	March 28, 2026 (2)	Montevallo, Ala.
Hit Three Home Runs	Cam Suto	2 2-run, Solo	Auburn Montgomery	May 16, 2024	Tampa, Fla.
Hit Four Home Runs	Has Never Happened				
Hit Home Run in Consecutive Games	Luke Collier	2	Montevallo/North Georgia	Mar. 25, 2026 (2)/Mar. 31, 2026	Montevallo, Ala./Dahlonega, Ga.
Hit Home Run in Three Straight Games	JJ Williams	3	vs. AUM/at Tampa/Emmanuel	May 18, 2024/Feb. 1, 2025	Tampa, Fla./Carpenter Stadium
Hit Home Run in Both Games of a DH	Cam Suto	2	Christian Brothers	March 23, 2024	Larry Carpenter Stadium
Hit 2 Home Runs In Both Games of DH	Cam Suto	4	Christian Brothers	March 23, 2024	Larry Carpenter Stadium
Hit a Grand Slam	Luke Collier	Grand Slam	Montevallo	March 28, 2026 (2)	Montevallo, Ala.
Hit Two Grand Slams	Has Never Happened				
Hit for the Cycle	Not This Year				
Hit a Walk-off Hit	Luke Collier	RBI Single	Trevecca	April 26, 2025 (2)	Larry Carpenter Stadium
Hit a Walk-off Home Run	Malachi Cloud	2-run Home Run	Montevallo	April 7, 2023 (2)	Larry Carpenter Stadium
Hit a Walk-off Grand Slam	Not This Year				
Had Five or more Hits	Cody Turner	5	Christian Brothers	March 20, 2026	Larry Carpenter Stadium
Had Seven RBI	Ryan Beamish	7	West Georgia	March 26, 2021 (1)	Carrollton, Ga.
Had Eight RBI	Julian Alvarez	8	Southern Polytechnic State	March 30, 2009	Marietta, Ga.
Had over Eight RBI	Cam Suto	9	Christian Brothers	March 23, 2024 (2)	Larry Carpenter Stadium
Had Two Triples	Not This Year				
Had over Two Triples	Lance Zawadzki	3	Covenant College	April 10, 2007	Larry Carpenter Stadium
Had Three Doubles	Brandon Daniels	3	Christian Brothers	March 23, 2024 (2)	Larry Carpenter Stadium
Had over Three Doubles	Not This Year				
Stole Three Bases	Aiden McClary	3	Union University	March 8, 2026	Jackson, Tenn.
Stole Four Bases	Malachi Cloud	4	Alabama Huntsville	February 19, 2023	Huntsville, Ala.
Stole over Four Bases	Johnny Page	5	Bethel College	March 21, 1997	McKenzie, Tenn.
Stole Home	Siosi Poti	3rd Inning	Palm Beach Atlantic	May 22, 2015	Mason, Ohio
Scored Six Runs	JJ Williams	6	Tusculum University	March 25, 2025	Greenville, Tenn.
Had 10+ Total Bases	JJ Williams	11	Tusculum University	March 25, 2025	Greenville, Tenn.
Drew Four+ Walks	Jared Demkowicz	4	Auburn Montgomery	May 6, 2022	Oxford, Ala.
Hit By Pitch Three or more Times	Josiah Miller	3	North Greenville	February 25, 2025	Tigerville, S.C.
Struck Out Four Times	Tucker Platt	4	Christian Brothers	March 21, 2025	Memphis, Tenn.
Hit in 15-19 Straight Games	JJ Williams	17		March 8, 2025 (2)-April 5, 2025 (2)	
Hit in 20 or more Straight Games	Ben Holland	22		March 6, 2016-April 16, 2016	
	Trenton Hill	20		March 9, 2016-April 16, 2016	
Reached Base in 30-34 Straight Games	Brandon Daniels	31		March 6, 2024-April 27, 2024	
Reached Base in over 35 Straight Games	Dylan Standifer	37		February 2, 2024-April 6, 2024	
Threw a Nine-Inning No-Hitter	Has Never Happened				
Threw a Seven-Inning No-Hitter	Jumpei Akanuma	11 K	West Alabama	February 24, 2018	Larry Carpenter Stadium
Threw a Nine-Inning Perfect Game	Has Never Happened				
Threw a Seven-Inning Perfect Game	Has Never Happened				
Threw a Five-Inning Perfect Game	Matthew Gilson	6 K	Union (Ky.)	February 18, 2010 (1)	Larry Carpenter Stadium
Struck Out 10-14 in a Game	Evan Bloomer	12	Christian Brothers	March 20, 2026	Larry Carpenter Stadium
Struck Out 15+ in a Game	Logan Workman	15	Montevallo	March 19, 2021	Larry Carpenter Stadium
Pitched a Complete Game in a Loss	Jack Nedrow	L, 3-4 (7 inn.)	Valdosta State	February 26, 2022 (2)	Larry Carpenter Stadium
Pitched a Seven-Inning Complete Game	Dylan Van Meeteren	W, 3-1	#5 West Florida	April 4, 2026 (2)	Pensacola, Fla.
Pitched a Seven-Inning Shutout	Keegan Gagliardo	W, 17-2	Delta State	April 20, 2024 (1)	Larry Carpenter Stadium
Pitched an Eight-Inning Complete Game	Vince Spilker	W, 7-6	Auburn Montgomery	April 14, 2012 (2)	Larry Carpenter Stadium
Pitched an Eight-Inning Shutout	Not Since 2006				
Pitched a Nine-Inning Complete Game	Cooper Casteel	W, 5-0	Union University	March 7, 2025	Larry Carpenter Stadium
Pitched a Nine-Inning Shutout	Cooper Casteel	W, 5-0	Union University	March 7, 2025	Larry Carpenter Stadium
Pitched a One-Hit Shutout	Jack Nedrow	W, 16-0 (7 inn.)	West Alabama	April 5, 2024	Larry Carpenter Stadium
Won Two Games in a GSC Series	Has Never Happened				
Pitched Two Shutouts in GSC Play	Jack Nedrow	2	West Alabama/at Union	April 5 & April 12, 2024	
Recorded Two Saves in GSC Series	Tim Gooden	Games 1 & 3	Delta State	April 19-20, 2024	Larry Carpenter Stadium
Pitched Back-to-Back Complete Games	Jack Nedrow	7 innings	West Alabama	April 5, 2024	Larry Carpenter Stadium
		7 innings	Union University	April 12, 2024	Jackson, Tenn.



2026 RADIO/TV ROSTER




1
COOPER ISAACS
 5-10 | 170 | Jr. | MINF | R/R



2
DYLAN VAN MEETEREN (VAN MEET-er-in)
 6-4 | 205 | R-Jr. | RHP | R/R



3
JJ WILLIAMS
 6-0 | 200 | Gr. | OF | R/R



6
LUKE COLLIER (COLLY-er)
 5-11 | 175 | R-Jr. | MINF | R/R



7
GAGE SHAVER
 6-2 | 185 | Jr. | LHP | R/R



8
LANDON FRANKLIN
 6-1 | 195 | R-So. | MINF | R/R



9
BRYCE HAWKINS
 6-0 | 225 | Sr. | RHP | R/R



10
ALEX BREW
 6-0 | 160 | R-Fr. | LHP | L/L




12
HAYDEN CHOATE (GHOTE)
 6-3 | 205 | R-Fr. | LHP | L/L



13
AIDEN MCCLARY
 6-3 | 205 | R-Jr. | INF | L/R




14
BRAYLON HALL
 6-2 | 170 | So. | RHP | R/R



16
CASEN YOUNGBLOOD (K-son)
 6-4 | 239 | Fr. | 1B | R/R



17
COLT MCKIBBEN
 6-2 | 175 | Sr. | LHP | L/L



18
ISAIAH FRENCH
 6-0 | 200 | Jr. | C | R/R



19
NATE DUNFEE (DUNE-fee)
 5-9 | 140 | Jr. | OF | L/L




20
CAL GOSS
 6-2 | 186 | R-So. | RHP | R/R




21
TRIPP COOK
 6-2 | 190 | Fr. | OF | R/R



22
TYLER PICKENS
 6-5 | 220 | Jr. | RHP | R/R




23
ROBERT HICKS
 6-2 | 230 | Fr. | 1B/3B | R/R




24
KEILIN SANDERS (KEY-tin)
 5-8 | 170 | R-Fr. | INF/OF | R/R



25
CODY TURNER
 6-2 | 208 | R-Jr. | OF/LHP | L/L




26
LANDON NEASE (NIECE)
 6-0 | 190 | R-Jr. | RHP | R/R



28
BRADEN GABEL (GAY-bull)
 5-8 | 160 | So. | MINF | R/R



29
NATE CARABALLO (CAH-ra-bayo)
 6-0 | 185 | R-Jr. | C/1B | R/R



30
COATES MASSEY (mass-E)
 6-2 | 210 | R-Jr. | RHP | R/R



2026 RADIO/TV ROSTER




31 MASON BRATCHER
6-1 | 180 | Fr. | RHP | R/R



35 RYAN VALDES (VAL-dez)
5-10 | 185 | So. | OF | R/R



37 CASON ENGERT (ING-gurt)
6-3 | 210 | Jr. | RHP | R/R



38 LANDON WARD
5-7 | 165 | R-Fr. | C | R/R



39 ADAM HERNANDEZ
5-7 | 180 | Fr. | MINF | R/R




40 EVAN BLOOMER
6-5 | 215 | So. | RHP | R/R




41 THEO OSTROWSKI (O-strauss-ski)
6-2 | 225 | Gr. | C | L/R




42 NOAH BRIGGS
6-2 | 190 | Fr. | MINF | R/R




44 LUKE TREECE
6-0 | 210 | Fr. | C | R/R



45 ZACHARY LAWSON
6-3 | 225 | Jr. | RHP | R/R



46 ZACH TIERNEY (TEAR-knee)
6-3 | 205 | R-Fr. | LHP | L/L




48 WILL CHLADNY (klad-KNEE)
6-4 | 205 | Fr. | RHP | R/R




MERCEDES DAVIS
BASEBALL DATA AND ANALYTICS



ALYX DILL (ALEX)
BASEBALL DATA AND ANALYTICS



DAN HEINBAUGH (HINE-bah)
HEAD ATHLETIC TRAINER



WILL ATKINSON
DIRECTOR OF SPORTS PERFORMANCE



LINDSEY JONES
ASST. DIR. OF ATHLETIC PERFORMANCE



5 MARK BREW
HEAD COACH



48 JORGE SAEZ (or-HAY SIGH-az)
ASSOCIATE HEAD COACH



11 MICAH KACZOR (MY-kah KAZZ-or)
ASSISTANT COACH



40 THOMAS ZAZZARO (zah-ZARE-o)
ASSISTANT COACH



15 BRANDON DANIELS
ASSISTANT COACH