

LEE UNIVERSITY FLAMES

LEE UNIVERSITY FLAMES



29-13
OVERALL

18-9
GSC

RV

NCBWA DIVISION II POLL
(APRIL 15, 2026)

RV

ABCA DIVISION II POLL
(APRIL 14, 2026)

MARK BREW
HEAD COACH

763-346-2
OVERALL

20th
SEASON

FRIDAY-SATURDAY, APRIL 17-18, 2026

LEE UNIVERSITY VS UNIVERSITY OF WEST ALABAMA

CLEVELAND, TENN. | LARRY CARPENTER STADIUM AT OLYMPIC FIELD

GULF SOUTH CONFERENCE WEEKEND #10

WATCH LIVE (FLOCOLLEGE): [G1](#) | [G2](#) | [G3](#)

LIVE STATS (STATBROADCAST): [G1](#) | [G2](#) | [G3](#)

GAMES
43-45

Scan the selected QR code to access:



Game Day Program | Record Book



WEST ALABAMA TIGERS



31-9
OVERALL

20-7
GSC

#8

NCBWA DIVISION II POLL
(APRIL 15, 2026)

#4

ABCA DIVISION II POLL
(APRIL 7, 2026)

ERIC DUBOSE
HEAD COACH

83-61
OVERALL

3rd
SEASON

2026 SCHEDULE/RESULTS

OVERALL RECORD: 29-13

GSC: 18-9

NON-CONFERENCE: 11-4

HOME | AWAY | NEUTRAL: 18-4 | 11-9 | 0-0

DATE	OPPONENT	RESULT
JAN 30	Emmanuel University (DH)	W, 4-3 W, 12-1 (7)
FEB 1	Emmanuel University	canceled
3	Lincoln Memorial University	W, 5-2
7	Tiffin University (DH)	W, 13-3 (7) W, 8-3
8	Tiffin University	W, 5-4
13	*Delta State University	L, 3-4 (10)
14	*Delta State University (DH)	L, 3-9 L, 8-9
17	RV/#9 University of North Georgia	W, 6-3
20	*at The University of Alabama in Huntsville	W, 11-4
21	*at The University of Alabama in Huntsville (DH)	W, 16-9 W, 12-5
24	at Carson-Newman University	W, 9-2
27	*Auburn University at Montgomery	W, 16-6 (7)
28	*Auburn University at Montgomery (DH)	W, 14-4 (7); W, 5-1
MAR 3	at Lincoln Memorial University	L, 5-6 (10)
6	*at Union University (DH)	W, 13-3 (7); L, 0-4
7	*at Union University	L, 6-7
10	Carson-Newman University	L, 5-6
13	*at Mississippi College	L, 7-11
14	*at Mississippi College (DH)	L, 5-11; W, 11-7
18	at #24/#21 Young Harris College	L, 4-10
21	*Christian Brothers University	W, 12-10
22	*Christian Brothers University (DH)	W, 17-3 (7); W, 14-3
24	at Tusculum University	L, 9-12
27	*at University of Montevallo	L, 12-16 (10)
28	*at University of Montevallo (DH)	W, 21-3 (7); L, 15-16
31	at #17/#10 University of North Georgia	W, 8-6
APR 3	*at #12/#5 University of West Florida	W, 6-3
4	*at #12/#5 University of West Florida (DH)	W, 9-4; W, 3-1
7	Tusculum University	W, 11-1 (7)
10	*Valdosta State University	W, 8-2
11	*Valdosta State University (DH)	W, 11-5; W, 11-6
14	#19/#20 Young Harris College	W, 14-6
17	*#8/#4 University of West Alabama	5 PM
18	*#8/#4 University of West Alabama (DH)	1 PM
21	Middle Georgia State University	5 PM
24	*at Trevecca Nazarene University	6 PM
25	*at Trevecca Nazarene University (DH)	1 PM
MAY 1-5	# GSC Championship (Oxford, Ala.)	TBA
14-17	NCAA DII South Regional (Campus Sites)	
21-23	NCAA DII South Super Regional (Campus Sites)	
29-6	NCAA DII Championship (Cary, N.C.)	

* - GSC Games | # - GSC Championship | ! - DII Championship
All Times Listed Are EASTERN



All GSC Games and Lee home games are broadcast on FloCollege
Subscription Required

2026 GSC STANDINGS (AS OF APRIL 16)

X-CLINCHED GSC CHAMPIONSHIP BERTH

SCHOOL	CONF.	CPCT.	HOME	AWAY	OVERALL	PCT.	HOME	AWAY	NEUTRAL	STREAK
WEST ALABAMA -X	20-7	.741	11-4	9-3	31-9	.775	19-4	12-5	0-0	W2
LEE -X	18-9	.667	9-3	9-6	29-13	.690	18-4	11-9	0-0	W9
TREVECCA -X	18-9	.667	10-5	8-4	28-14	.667	15-6	13-7	0-1	W1
WEST FLORIDA -X	17-10	.630	8-4	9-6	31-11	.738	17-4	14-7	0-0	W1
MC -X	17-10	.630	12-3	5-7	24-18	.571	19-7	5-11	0-0	L1
DELTA STATE	16-11	.593	5-7	11-4	23-16	.590	8-8	15-8	0-0	L1
MONTEVALLO	14-13	.519	9-6	5-7	22-21	.512	15-8	7-13	0-0	W3
UAH	12-15	.444	5-10	7-5	17-21	.447	7-14	9-5	1-2	W1
VALDOSTA STATE	10-17	.370	8-4	2-13	15-28	.349	10-11	5-17	0-0	L1
UNION	9-18	.333	3-9	6-9	18-23	.439	8-9	8-13	2-1	W3
AUM	6-21	.222	3-12	3-9	11-31	.262	8-17	3-14	0-0	L3
CHRISTIAN BROTHERS	5-22	.185	4-8	1-14	10-30	.250	8-14	2-16	0-0	L5

LEE 2026 STAT LEADERS

RBI	Luke Collier	59
BAVG	Luke Collier	.396
RUNS	Luke Collier	56
WALKS	Luke Collier	26
HR	Isaiah French	10
IP	Evan Bloomer	68.2
WINS	Evan Bloomer	6
ERA	Evan Bloomer	4.33
SO	Evan Bloomer	61

ACTIVE STREAKS

LEE	UWA	
W9	Overall	W2
W8	Home	W2
W4	Away	W3
L2	Neutral	L2
5-0	Last 5	3-2
9-1	Last 10	8-2

UWA 2026 STAT LEADERS

RBI	Wilson/Walburn	36
BAVG	Nick Wilson	.342
RUNS	Rashad Robinson	45
WALKS	Rashad Robinson	32
HR	Rashad Robinson	9
IP	Cole Molina	57.2
WINS	Blake Westry	7
ERA	Blake Westry	2.19
SO	Colin Woodham	43

GAME NOTES

- **MILITARY APPRECIATION DAY:** Saturday is the annual Military Appreciation Day. A special veteran's program will begin at 12:15 PM, featuring patriotic music from Voices of Lee and a tribute to those who have served and greetings to the veterans from Lee University President, Dr. Phil Cook. George Starr (US Army) will throw out the ceremonial first pitch and Dr. William Lamb (USMC) will lead in the opening prayer to begin the day with our campus community. The day will also include food vendors, a kid's zone with inflatables, a silent auction and military displays. All proceeds from the day support veteran outreach efforts in our community.
- **LAST TIME OUT:** Lee avenged a 10-4 road loss with a 14-6 defeat of #19/#20 Young Harris College on Tuesday. The Flames tallied 15 hits with Landon Franklin leading the way with three hits, including a home run. Isaiah French doubled, tripled and drove in three runs. Casen Youngblood also stroked an RBI double.
- **HOME SWEET HOME:** Lee is 18-4 so far this season and were 42-17 at home the previous two seasons. Since 2020, the Flames have a record of 122-48 in games in Larry Carpenter Stadium at Olympic Field.
- **TRIPLE KING:** Luke Collier legged out two triples last weekend to move ahead of Warren Bailey (2000-2002) for the Lee career record. He now has 16 triples in his Lee career and is one triple shy of tying the GSC career triples mark.
- **GONE STREAKING:** Braden Gabel has a current hit streak of 12. Luke Collier has the longest streak of the season at 15. Aiden McClary has a current reached base streak of 30 games. Isaiah French reached safely in the team's first 29 games before it ended at Tusculum. Collier has reached base safely in 22 straight games.
- **LOOKING AHEAD:** After this weekend's games, Lee completes its regular season home schedule against Middle Georgia State University on Tuesday before completing the regular season next weekend at Trevecca.

ABOUT THE SERIES

- **SERIES RECORD:** Lee leads 15-14 | H: 9-3 | A: 6-11 | N: 0-0
- **FIRST MEETING:** March 8, 2014 | Cleveland, Tenn. | W, 2-1 (11)
- **LATEST MEETING:** April 19, 2025 | Livingston, Ala. | L, 2-7
- **SERIES STREAKS:** West Alabama has won the last four games in the series since Lee won the first two contests in 2024. The teams alternated wins for the first six meetings before Lee swept the 2016 series. UWA won the next four followed by three wins by Lee. After UWA won the final game in 2019, the Flames ran off four wins with UWA winning the final two in 2023.



LEE UNIVERSITY FLAMES

NO.	NAME	CL.	HT.	WT.	POS.	B/T	HOMETOWN/PREVIOUS SCHOOL
1	Cooper Isaacs	MINF	5-10	170	Jr.	R/R	Canton, Ga. / Cherokee HS
2	Dylan Van Meeteren	RHP	6-4	205	R-Jr.	R/R	Indio, Calif. / College of the Desert
3	JJ Williams	OF	6-0	200	Gr.	R/R	Franklin, Tenn. / Christ Presbyterian Acad.
6	Luke Collier	MINF	5-11	175	R-Jr.	R/R	Asheville, N.C. / Asheville Christian Acad.
7	Gage Shaver	LHP	6-2	185	Jr.	L/L	Rossville, Ga. / Southern Wesleyan Univ.
8	Landon Franklin	MINF	6-1	195	R-So.	R/R	Cleveland, Tenn. / Seminole State College of FL
9	Bryce Hawkins	RHP	6-0	225	Sr.	R/R	Cumming, Ga. / Mercer University
10	Alex Brew	LHP	6-0	180	R-Fr.	L/L	Cleveland, Tenn. / Bradley Central HS
12	Hayden Choate	LHP	6-3	205	R-Fr.	L/L	Chattanooga, Tenn. / McCallie School
13	Aiden McClary	INF	6-3	205	R-Jr.	L/R	Cleveland, Tenn. / Cleveland State CC
14	Braylon Hall	RHP	6-2	170	So.	R/R	Knoxville, Tenn. / Farragut HS
16	Casen Youngblood	1B	6-4	239	Fr.	R/R	Murfreesboro, Tenn. / Providence Christian Acad.
17	Colt McKibben	LHP	6-2	175	Sr.	L/L	Cartersville, Ga. / Cartersville HS
18	Isaiah French	C	6-0	200	Jr.	R/R	Maryville, Tenn. / Maryville HS
19	Nate Dunfee	OF	5-9	140	Jr.	L/L	Ringgold, Ga. / Cleveland State CC
20	Cal Goss	RHP	6-2	185	R-So.	R/R	Cartersville, Ga. / Cartersville HS
21	Tripp Cook	OF	6-2	190	Fr.	R/R	Anderson, S.C. / Crescent HS
22	Tyler Pickens	RHP	6-5	220	Jr.	R/R	Oak Ridge, Tenn. / Cleveland State CC
23	Robert Hicks	1B/3B	6-2	230	Fr.	R/R	Mableton, Ga. / Riverwood International Charter
24	Keilin Sanders	INF/OF	5-8	170	R-Fr.	R/R	Toccoa, Ga. / Franklin County HS
25	Cody Turner	OF/LHP	6-2	208	R-Jr.	L/L	Palmdale, Calif. / Antelope Valley College
26	Landon Nease	RHP	6-0	190	R-Jr.	R/R	Buford, Ga. / USC Sumter
28	Braden Gabel	MINF	5-8	160	So.	R/R	Kennesaw, Ga. / Mount Paran Christian School
29	Nate Caraballo	C/1B	6-0	185	R-Jr.	R/R	Imperial, Mo. / Lake Land College
30	Coates Massey	RHP	6-2	210	R-Jr.	R/R	Fortson, Ga. / Columbus State University
31	Mason Bratcher	RHP	6-1	180	Fr.	R/R	Tullahoma, Tenn. / Tullahoma HS
35	Ryan Valdes	OF	5-10	185	So.	R/R	Miami, Fla. / G. Holmes Braddock HS
37	Cason Engert	RHP	6-3	210	Jr.	R/R	Cumming, Ga. / East Tennessee State Univ.
38	Landon Ward	C	5-7	165	R-Fr.	R/R	Gallatin, Tenn. / Gallatin HS
39	Adam Hernandez	INF	5-7	180	Fr.	R/R	Miami, Fla. / G. Holmes Braddock HS
40	Evan Bloomer	RHP	6-5	215	So.	R/R	Collierville, Tenn. / First Assembly Christian School
41	Theo Ostrowski	C	6-2	225	Fr.	L/R	Essex, Mass. / Covenant Christian Acad.
42	Noah Briggs	INF	6-2	190	Fr.	R/R	Thompson's Station, Tenn. / Knights Acad.
44	Luke Treece	C	6-0	210	Fr.	R/R	Coalfield, Tenn. / Coalfield HS
45	Zachary Lawson	RHP	6-3	225	Jr.	R/R	Smyrna, Tenn. / Stewarts Creek HS
46	Zach Tierney	LHP	6-3	205	R-Fr.	L/L	South Pittsburg, Tenn. / South Pittsburg HS
48	Will Chladny	RHP	6-4	205	Fr.	R/R	Thompson's Station, Tenn. / Summit HS

UNIVERSITY OF WEST ALABAMA TIGERS

NO.	NAME	CL.	HT.	WT.	POS.	B/T	HOMETOWN / PREVIOUS SCHOOL
0	Layth Holiday	Jr.	5-10	165	OF	R/R	Fulton, Miss. / Northeast Mississippi CC
1	Austin Thacker	Gr.	5-7	160	INF/OF	R/R	DeFuniak Springs, Fla. / Coastal Alabama CC (North)
2	Jack Hobson	Jr.	6-1	214	INF	R/R	Sarasota, Fla. / USC Aiken
3	Aaron Wallace	Jr.	5-11	185	INF	R/R	Hueytown, Ala. / Gadsden State CC
4	Takorre Clowers	Jr.	5-10	178	OF	R/R	Clinton, Miss. / Hinds CC
5	Hudson Walburn	Jr.	5-10	199	C	R/R	Vestavia Hills, Ala. / Jacksonville State
6	Kaiden Jones	R-Fr.	6-0	190	C	R/R	Palm City, Fla. / Central Missouri
8	Dallas Bryant	Fr.	5-8	187	OF	L/R	Thomasville, Ala. / Thomasville
9	Cody Hayes	Jr.	5-11	172	INF	R/R	Corsicana, Texas / Arkansas Rich Mountain
10	Daniel Parker	R-Fr.	6-0	181	INF	R/R	Marietta, Ga. / Coastal Carolina
12	Wayne Wilkerson	R-Jr.	6-1	167	OF	R/R	Hampton, Ga. / Eastern Florida State College
14	Nick Wilson	Sr.	6-0	185	INF	R/R	Pell City, Ala. / Shelton State CC
15	Camden Lyke	R-So.	6-4	208	RHP	R/R	Lakeville, Minn. / St. Cloud State
16	Tre Fulmer	Jr.	6-2	186	OF	R/R	Chilton County, Ala. / Chattahoochee Valley CC
17	Luke Clanahan	Fr.	6-2	181	LHP	L/L	Buford, Ga. / Peachtree Ridge
18	Owen Hendry	Jr.	6-4	210	RHP	R/R	Millry, Ala. / Hinds CC
19	Kyle Blevins	Sr.	6-1	170	INF	R/R	Brewton, Ala. / Coastal Alabama North CC
20	Jacob Humbers	Jr.	6-3	173	RHP	R/R	Caledonia, Miss. / Meridian CC
21	Hayes Alford	Jr.	5-10	180	INF	L/L	Camden, Ala. / Shelton State CC
22	Carson Tyree	Sr.	6-5	170	RHP	R/R	Jacksonville, Ala. / Jacksonville State
23	Beau Bryant	So.	6-0	200	RHP	R/R	Thomasville, Ala. / Thomasville
24	Baker Green	Sr.	6-5	225	RHP	R/R	Trussville, Ala. / Snead State CC
25	Jack Buening	Jr.	6-1	205	OF	R/R	Madison, Ala. / Calhoun CC
26	Nolan Phillips	So.	6-2	187	OF/RHP	R/R	Fairhope, Ala. / Fairhope
27	Brodey Walker	Jr.	5-10	177	LHP	L/L	Yazoo City, Miss. / Southwest Mississippi CC
29	Matthew Sheffield	Jr.	6-2	200	RHP	R/R	Tuscaloosa, Ala. / Beville State CC
30	Ryan Ladner	R-Jr.	6-2	225	RHP	R/R	Gulfport, Miss. / East Mississippi CC
31	AJ Hansen	Jr.	6-0	206	RHP	R/R	Mobile, Ala. / Pearl River CC
32	Colin Woodham	Jr.	5-11	189	LHP	L/L	Millbrook, Ala. / Jacksonville State
33	Walker Swearingen	So.	5-9	159	RHP	R/R	Meridian, Miss. / East Mississippi CC
34	Cade Miller	R-Jr.	5-10	185	RHP	R/R	Jasper, Ala. / Curry
35	Blake Westry	Fr.	6-1	175	RHP	R/R	Fairhope, Ala. / Fairhope
36	Tyler Pierce	Fr.	5-11	190	RHP	R/R	Boaz, Ala. / Boaz
37	Bryant Akridge	Jr.	6-1	220	RHP	R/R	Brookwood, Ala. / Shelton State CC
38	Jacob Marshall	Sr.	6-3	160	RHP	R/R	Marion, Ala. / Marion Military Institute
39	Camden Diamond	Sr.	6-1	188	RHP	R/R	Mobile, Ala. / West Georgia
40	Peyton Moss	Fr.	5-9	197	C	L/R	Pell City, Ala. / Pell City
41	Thomas Kerby	Jr.	6-3	232	LHP	L/L	Decatur, Ala. / Calhoun CC
42	Rashad Robinson	Sr.	5-11	175	OF	R/R	Mobile, Ala. / Jacksonville State
43	Connor Gunnison	R-Fr.	6-5	230	LHP	L/L	Fairhope, Ala. / Fairhope
44	Diego Bryant	Fr.	5-9	175	INF	R/R	Thomasville, Ala. / Thomasville
45	Foster McDonald	Jr.	5-10	190	LHP	L/L	Huntington, Ind. / Jacksonville State
46	Laney Keeton	R-Jr.	6-3	210	RHP	R/R	Carbon Hill, Ala. / Carbon Hill
47	Tanner Jones	R-Jr.	5-8	198	C	R/R	Tampa, Fla. / East Georgia State CC
49	Will Wood	R-Jr.	5-9	175	OF	L/R	Goodman, Miss. / Southeast Lauderdale



MARK BREW
Head Coach | #5
 Overall Record: 763-346-2
 Lee Record: 763-346-2 | 20th Season

JORGE SAEZ
Associate Head Coach | #48

MICAH KACZOR
Assistant Coach | #11

THOMAS ZAZZARO
Assistant Coach | #40

BRANDON DANIELS
Assistant Coach | #15



ERIC DUBOSE
Head Coach
 Overall Record: 83-61
 UWA Record: 83-61 | 3rd Season

DALTON MOATS
Assistant Coach

COLLIN SCOTT
Hitting Coach

JAKE GOOLSBY
Graduate Assistant

ACE KON
Student Assistant





NATIONAL COLLEGIATE BASEBALL WRITERS OF AMERICA (NCBWA) TOP 25 POLL | April 15, 2026

Table with 5 columns: #, SCHOOL, W-L, PTS., PREV. Lists top 25 schools including Colorado Mesa, Tampa, North Greenville, Point Loma, Catawba, Grand Valley State, Rogers State, West Alabama, UT Tyler, Pittsburg State, Seton Hill, Cal State Monterey Bay, Francis Marion, Central Missouri, Wayne State, Rollins, St. Mary's, West Chester, Bentley, North Georgia, Young Harris, Southern New Hampshire, Northwest Nazarene, Missouri S&T, Northwest Missouri.

RV: MSU Denver (31-7) 32 points; Belmont Abbey (31-9) 27 points; Lee (28-13) 21 points; Lenoir-Rhyne (30-8-1) 14 points; Molloy (24-7) 9 points; Cal Poly Pomona (23-15) 8 points; East Stroudsburg (22-12) 7 points; UT Dallas (30-12) 6 points; Eckerd (26-10) 5 points; Augustana (24-8) 4 points; Wingate (30-12) 3 points; Trevecca (28-14) 1 point.

AMERICAN BASEBALL COACHES ASSOCIATION (ABCA) TOP 30 POLL | April 14, 2026

Table with 5 columns: #, SCHOOL, W-L, PTS., PREV. Lists top 30 schools including Catawba, Colorado Mesa, North Greenville, West Alabama, Tampa, Francis Marion, Rogers State, Pittsburg State, Grand Valley State, Rollins, Cal State Monterey Bay, Texas-Tyler, North Georgia, Point Loma, Belmont Abbey, Central Missouri, Seton Hill, St. Mary's, Lenoir-Rhyne, Young Harris, Bentley, Wingate, Augustana, West Florida, Minnesota State, MSU Denver, Missouri S&T, West Chester, Angelo State, Northwest Missouri State, Wayne State University.

RV: Eckerd (Fla.), Millersville (Pa.), Trevecca (Tenn.), Northwest Nazarene (Idaho), UNC Pembroke, Southern New Hampshire, Goldey-Beacom (Del.), USC Aiken, Wilmington (Del.), Illinois-Springfield, Westmont (Calif.), Cal Poly Pomona, Molloy (N.Y.), Findlay (Ohio), Lee (Tenn.), Jessup (Calif.), Shippensburg (Pa.), University of Mary (N.D.).

GULF SOUTH CONFERENCE WEEKLY HONORS

PLAYER OF THE WEEK

Table with 2 columns: Player Name, Date. Lists Zach Stokes, Rashad Robinson, Elijah Ramsey, Jack Fitzgerald, Cody Turner, Alex Johnson, Cade Martin, Tucker Jones, Luke Collier.

PITCHER OF THE WEEK

Table with 2 columns: Player Name, Date. Lists Eli Roberts, Jonah Smithson, Zach Wyatt, Adrian Byrd, Baker Green, Ryan Sweeney, Cooper Cooksey, Evan Bloomer.

FRESHMAN OF THE WEEK

Table with 2 columns: Player Name, Date. Lists Mason Woolever, Rylan Moses, Blake Westry, Tucker Ricks, Will Langston, Seth Staggs.

2026 GULF SOUTH CONFERENCE SCHEDULE (WEEK OF APRIL 13-19)

TUESDAY, APRIL 14

Table with 2 columns: Home Team, Away Team. MC at Southern Arkansas, AUM at Columbus State, Lane at Union, Spring Hill at West Florida, Young Harris at Lee, Valdosta State at Georgia Southwestern.

FRIDAY, APRIL 17

Table with 2 columns: Home Team, Away Team, Time. Trevecca at UAH (DH) 1 pm CT, Delta State at AUM 5 pm CT, Christian Brothers at Valdosta State 5 pm ET, Montevallo at Union 6 pm CT, West Florida at MC 6 pm CT, West Alabama at Lee 6 pm ET.

WEDNESDAY, APRIL 15

Georgia College at Valdosta State

SATURDAY, APRIL 11

Table with 2 columns: Home Team, Away Team, Time. Montevallo at Union (DH) 12 pm CT, Trevecca at UAH (DH) 12 pm CT, Delta State at AUM (DH) 1 pm CT, West Florida at MC (DH) 1 pm CT, West Alabama at Lee (DH) 1 pm ET, Christian Brothers at Valdosta State (DH) 1 pm ET.





MARK BREW | HEAD COACH

» Alma Mater:	Trevecca Nazarene, 1994
» Hometown:	Smyrna, TN
» Family:	Wife: Rachel
» Children:	Elise and Alex

CAREER NUMBERS TO KNOW

763 In his 20th season as a head coach, Mark Brew has collected 763 victories, all at Lee.

17 Coach Brew has posted 17 winning seasons in 19 years as a head coach. His overall career win percentage is .688 (763-346-2)

3 3 different teams have qualified for the NCAA DII National Tournaments (2021, 2022, 2024). Lee has posted a 6-6 record.

212 Lee has won 212 regular-season GSC games under coach Mark Brew. His GSC record now stands at 212-154-1 (.579).

7 Consecutive NAIA World Series appearances (2007-2013). Finished in top four in final six, including two second-place performances.

@LEEUBASEBALL MILESTONES

1 Defeated Freed-Hardeman, 6-5, for his first victory at Lee on February 3, 2007.

2 Highest seeding in the NCAA South Region. The Flames were the No. 2 seed when Lee qualified for the 2021 NCAA tournament.

33 Players that were drafted/signed MLB contracts while Brew was Head Coach and Assistant Coach for the Flames.

500 Defeated Shorter University, 8-1, on March 18, 2017, to post his 500th career coaching victory.

700 Defeated Tusculum University 10-5 on April 10, 2024, to record his 700th coaching victory.



HEAD COACH | 20TH SEASON @ LEE
YEAR-BY-YEAR RECORD

YEAR	SCHOOL	RECORD	PCT
2007	Lee	51-15	0.773
2008	Lee	63-10	0.863
2009	Lee	53-14	0.791
2010	Lee	52-13	0.800
2011	Lee	51-14	0.785
2012	Lee	56-11-1	0.831
2013	Lee	51-12	0.810
2014	Lee	37-19	0.638
2015	Lee	39-19-1	0.669
2016	Lee	30-18	0.625
2017	Lee	27-23	0.540
2018	Lee	27-26	0.509
2019	Lee	23-26	0.469
2020*	Lee	14-9	0.609
2021	Lee	36-11	0.766
2022	Lee	33-24	0.579
2023	Lee	28-25	0.528
2024	Lee	39-18	0.684
2025	Lee	24-26	0.480
2026	Lee	29-13	0.690
Overall		763-346-2	0.688
	Lee	763-346-2	0.688

LEE UNIVERSITY IN GSC CHAMPIONSHIP

2016		2024	
at West Florida	L, 7-11	vs. West Georgia	W, 10-2
vs. Alabama Huntsville	L, 9-10	vs. Valdosta State	L, 0-10 (7)
		vs. Delta State	L, 3-5
2018		2025	
vs. Montevallo	W, 10-4	vs. Valdosta State	L, 4-6
vs. West Florida	W, 7-0	vs. Trevecca Nazarene	L, 2-4
vs. West Georgia	L, 3-8		
vs. Mississippi College (Final)	L, 6-7		
2021			
vs. Auburn Montgomery	W, 8-3		
vs. Delta State	L, 2-13		
vs. Valdosta State	W, 13-7		
vs. West Florida	L, 7-10		
2022			
vs. Auburn Montgomery	W, 9-1		
vs. Delta State	W, 9-3		
vs. Alabama Huntsville	W, 8-5		
vs. Shorter	L, 1-11 (7 inn.)		
vs. Shorter (Final)	W, 19-8		
2023			
vs. Montevallo	W, 10-2		
vs. Shorter	W, 11-6		
vs. Valdosta State	L, 9-13		
vs. West Florida	L, 2-11		

LEE UNIVERSITY IN NCAA TOURNAMENT

2021	
vs. Alabama Huntsville	W, 4-1
vs. Tampa	L, 7-12
vs. Alabama Huntsville	W, 10-4
at West Florida	L, 0-7
2022	
at Saint Leo	W, 17-7
vs. Rollins	L, 1-15
at Saint Leo	W, 9-5
vs. Rollins	L, 3-7
2024	
vs. Auburn Montgomery	W, 24-7
at Tampa	L, 1-13
vs. Auburn Montgomery	W, 8-7
at Tampa	L, 3-16



FLAMES QUICK FACTS

LEE UNIVERSITY

Location	Cleveland, Tenn.
Phone Number	423-614-8000
Founded	1918
Enrollment	3,820
Nickname	Lady Flames/Flames
Colors	Maroon & White
Mascot	Valor
Affiliation	NCAA Division II
Conference	Gulf South (GSC)
President	Dr. Phil Cook
Chancellor	Dr. Charles Paul Conn
Athletic Director	John Maupin
Deputy AD/Senior Woman Administrator	Jessica McIntyre
Associate AD (Internal Operations)	Marty Rowe
Assistant AD for Student-Athlete Wellness	Breanne Crittenden
Director of Facilities and Game Operations	Mark Brew
Compliance Coordinator	Silvia Beauzile
Faculty Athletics Representative	Dr. Jason Robinson
Athletics Office Coordinator	Tena Walker
Assistant for Athletic Operations/SAAC Administrator	Kayla Louie
Director of Student-Athlete Welfare and Athletics Counseling	Hannah Manning
Team Physician	Dr. DeWayne Knight
Team Physician	Dr. Jason Spangler
Head Athletic Trainer	Daniel Heinbaugh
Sports Medicine Coordinator	Breanne Crittenden
Director of Sports Performance	Will Atkinson
Assistant Director of Athletic Performance	Lindsay Jones

BASEBALL HISTORY

Inaugural Season	N/A, Reinstated in 1996
All-Time Record (since 1996)	1120-584-2
All-Time GSC Record	212-154-1
GSC Regular Season Championships	2 (2024, 2021)
GSC Tournament Appearances/Last	7/2025
Record	11-13
GSC Tournament Championships	1 (2022)
NCAA DII Championship Appearances/Last	3/2024
Record	6-6
NCAA DII South Region Championships	0

BASEBALL STAFF

Head Coach	#5 Mark Brew (Trevecca Nazarene, 1994)
Lee Record	763-346-2
Career Record	763-346-2
GSC Record	212-154-1
Associate Head Coach/Recruiting Coordinator	#48 Jorge Saez
Assistant Coach/Pitching Coach	#11 Micah Kaczor
Assistant Coach	#40 Thomas Zazzaro
Assistant Coach	#15 Brandon Daniels
Baseball Data and Analytics	Mercedes Davis, Alyx Dill
Athletic Trainer	Dan Heinbaugh

MEDIA INFORMATION

Athletic Communications Coordinator	Philip Tang
Office Phone	423-614-3782
Email	ptang@leeuniversity.edu
Director of Broadcasting/Senior Writer	George Starr
Email	gstarr@leeuniversity.edu
Athletic Creative Content Director	Jonathan Murray
Email	jmurray@leeuniversity.edu
Athletic Communications Assistant/Baseball Contact	Tom Chatfield
Email	tchatfield@leeuniversity.edu
Athletic Communications Assistant	Adam Belford
Email	abelford@leeuniversity.edu

LEE UNIVERSITY'S RECORD

.....	2026
Overall	29-13
Home	18-4
Away	11-9
Neutral	0-0
GSC Games	18-9
GSC Home	9-3
GSC Away	9-6
Game 1 of Series	8-3
Game 2 of Series	8-3
Game 3 of Series	7-3
Weekend Series W-L Overall	7-4
Weekend Series W-L Home	5-1
Weekend Series W-L Away	2-3
Weekend Series Sweeps Overall	7-1
Weekend Series Sweeps Home	5-1
Weekend Series Sweeps Away	2-0
vs Ranked	6-1
Mid-Week Games	6-4
1-Run Games	2-6
2-Run Games	3-0
3-Run Games	3-1
4-Run Games	2-3
5+Run Games	19-3
Extra Innings	0-3
Shutouts	0-1
Lee Scores First	20-7
Opponent Scores First	9-6
Lee Scores 0-2 Runs	0-1
Lee Scores 3-5 Runs	5-6
Lee Scores 6-9 Runs	8-3
Lee Scores 10+ Runs	17-2
Opponent Scores 0-2 Runs	6-0
Opponent Scores 3-5 Runs	16-2
Opponent Scores 6-9 Runs	6-5
Opponent Scores 10+ Runs	1-6
Lee Out-Hits Opponent	24-5
Lee Out-Hit By Opponent	5-8
Hits Are Even	0-1
After 6 Leading	27-5
Trailing	0-8
Tied	2-0
After 7 Leading	27-2
Trailing	2-10
Tied	0-0
After 8 Leading	13-2
Trailing	0-7
Tied	2-1
Lee Hits 0 Home Runs	9-5
1 Home Run	7-5
2+ Home Runs	13-3
Opponent Hit 0 Home Runs	17-9
1 Home Run	12-2
2+ Home Runs	0-2
Lee Made 0 Errors	14-2
1 Error	9-2
2+ Errors	6-9
Opponent Made 0 Errors	5-6
1 Error	7-2
2+ Errors	17-5



THE LAST TIME A LEE TEAM...

EVENT	STAT	OPPONENT	DATE	SITE
Defeated a No. 1 Ranked Team	W, 2-0	#1 Tampa	April 9, 2022 (2)	Larry Carpenter Stadium
Defeated a Top 5 Team	W, 3-1	#5 West Florida	April 4, 2026 (2)	Pensacola, Fla.
Defeated a Top 10 Team	W, 8-6	#17/#10 North Georgia	March 31, 2026	Dahlonega, Ga.
Defeated a Ranked Team	W, 14-6	#19/#20 Young Harris	April 14, 2026	Larry Carpenter Stadium
Played 12-15 Innings	13 (L, 7-8)	Shorter University	April 9, 2021	Larry Carpenter Stadium
Played 16+ Innings	16 (L, 4-5)	North Alabama	March 3, 2018	Larry Carpenter Stadium
Scored 10-15 Runs	W, 14-6	#19/#20 Young Harris	April 14, 2026	Larry Carpenter Stadium
Scored 15-19 Runs	W, 17-3 (7)	Christian Brothers	March 21, 2026 (1)	Larry Carpenter Stadium
Scored 20+ Runs	W, 21-3 (7)	Montevallo	March 28, 2026 (1)	Montevallo, Ala.
Scored 10 or more Runs in a Loss	L, 15-16	Montevallo	March 28, 2026 (2)	Montevallo, Ala.
Scored 10 or more Runs in an Inning	10, 1st inning (W, 21-3, 7 inn.)	Montevallo	March 28, 2026 (1)	Montevallo, Ala.
Hit Four Home Runs	4	Montevallo	March 28, 2026 (2)	Montevallo, Ala.
Hit Five Home Runs	5	Alabama Huntsville	February 21, 2026 (1)	Huntsville, Ala.
Hit Six or more Home Runs	7	Auburn Montgomery	May 16, 2024	Tampa, Fla.
Stole Five Bases	5	-/RV West Florida	April 5, 2025 (2)	Larry Carpenter Stadium
Stole over Five Bases	7	Union University	March 6, 2026 (1)	Jackson, Tenn.
Walked 10-14 Times	14	Hillsdale College	February 7, 2025	Larry Carpenter Stadium
Walked 15+ Times	15	Shorter University	February 16, 2024	Rome, Ga.
Had Five or more Hit Batters	7	Mars Hill	February 9, 2024	Larry Carpenter Stadium
Had a Walk-off Hit	W, 9-8 (RBI Single)	Trevecca	April 26, 2025 (2)	Larry Carpenter Stadium
Had a Walk-off Home Run	W, 7-6 (2-run Home Run)	Montevallo	April 7, 2023 (2)	Larry Carpenter Stadium
Had a Walk-off Walk	W, 5-4	Tiffin University	February 8, 2026	Larry Carpenter Stadium
Had a Walk-off Wild Pitch	W, 3-2 (9 inn.)	-/RV West Florida	April 5, 2025 (1)	Larry Carpenter Stadium
Had a Walk-off Hit by Pitch	W, 4-3	Emmanuel (Ga.)	January 30, 2026 (1)	Larry Carpenter Stadium
Had a Walk-off by Sac Fly	W, 6-5 (8 inn.)	West Florida	April 30, 2022 (2)	Larry Carpenter Stadium
Struck Out 10 Times	10	Lincoln Memorial	March 4, 2026	Harrogate, Tenn.
Struck Out 11-14 Times	14	Montevallo	March 27, 2026	Montevallo, Ala.
Struck Out 15 or more Times	16	Delta State	February 13, 2026	Larry Carpenter Stadium
Left 15 or more On Base	16	Christian Brothers	March 24, 2024	Larry Carpenter Stadium
Limited to One Hit	1 (7 inn.)	West Alabama	March 18, 2023 (2)	Livingston, Ala.
Was Shut Out	L, 0-4	Union University	March 6, 2026 (2)	Jackson, Tenn.
Pitched a Perfect Game	Matthew Gilson (5 inn.)	Union (Ky.)	February 18, 2002 (1)	Larry Carpenter Stadium
Pitched a No-Hitter	Jumpei Akanuma (7 inn.)	West Alabama	February 24, 2018	Larry Carpenter Stadium
Pitched 10-14 Strikeouts	11	Valdosta State	April 11, 2026 (1)	Larry Carpenter Stadium
Pitched 15 or more Strikeouts	15	Mars Hill	February 11, 2023 (1)	Larry Carpenter Stadium
Walked 10 or more Batters	10	#24/#21 Young Harris	March 18, 2026	Young Harris, Ga.
Allowed 20 or more Runs	21	North Georgia	April 16, 2024	Dahlonega, Ga.
Allowed 15-19 Runs	16	Montevallo	March 28, 2026 (2)	Montevallo, Ala.
Allowed 20 or more Hits	22	Bellarmine	March 5, 2019 (2)	Larry Carpenter Stadium
Allowed 15-19 Hits	15	Mississippi College	March 13, 2026	Clinton, Miss.
Allowed Four or more Home Runs	4	Mississippi College	March 13, 2026	Clinton, Miss.
Recorded a Shutout	W, 1-0	Mississippi College	March 15, 2025	Larry Carpenter Stadium
Recorded a One-Hit Shutout	W, 2-0	West Florida	April 27, 2024 (2)	Pensacola, Fla.
Recorded a Shutout at Home	W, 1-0	Mississippi College	March 15, 2025	Larry Carpenter Stadium
Recorded a Shutout on the Road	W, 2-0	#25/#19 Carson-Newman	March 11, 2025	Jefferson City, Tenn.
Recorded a Shutout in a GSC Game	W, 1-0	Mississippi College	March 15, 2025	Larry Carpenter Stadium
Recorded a Shutout in a GSC Tournament Game	W, 7-0	West Florida	May 7, 2018	Cleveland, Miss.
Allowed a Walk-off Hit	L 15-16 (9 inn.)	Montevallo	March 28, 2026 (2)	Montevallo, Ala.
Allowed a Walk-off Home Run	L, 12-16 (10 inn.) (Grand Slam)	Montevallo	March 27, 2026	Montevallo, Ala.
Allowed a Walk-off Walk	L, 1-2 (12 inn.)	West Florida	March 28 2015 (1)	Pensacola, Fla.
Allowed a Walk-off Wild Pitch	L, 3-4 (10 inn.)	West Alabama	April 2, 2017	Livingston, Ala.
Allowed a Walk-Off Hit by Pitch	L, 5-6 (7 inn.)	Delta State	March 13, 2022 (2)	Cleveland, Miss.
Allowed a Walk-Off Fielder's Choice	L, 7-8 (7 inn.)	Valdosta State	April 12, 2025 (2)	Valdosta, Ga.




THE LAST TIME A LEE PLAYER...

EVENT	PLAYER	STAT	OPPONENT	DATE	SITE
Led off a Road Game with Home Run	JJ Williams		Valdosta State	April 12, 2025 (2)	Valdosta, Ga.
Hit Two Home Runs	Luke Collier	Solo, Grand Slam	Montevallo	March 28, 2026 (2)	Montevallo, Ala.
Hit Three Home Runs	Cam Suto	2 2-run, Solo	Auburn Montgomery	May 16, 2024	Tampa, Fla.
Hit Four Home Runs	Has Never Happened				
Hit Home Run in Consecutive Games	Luke Collier	2	Montevallo/North Georgia	Mar. 25, 2026 (2)/Mar. 31, 2026	Montevallo, Ala./Dahlonega, Ga.
Hit Home Run in Three Straight Games	JJ Williams	3	vs. AUM/at Tampa/Emmanuel	May 18, 2024/Feb. 1, 2025	Tampa, Fla./Carpenter Stadium
Hit Home Run in Both Games of a DH	Cam Suto	2	Christian Brothers	March 23, 2024	Larry Carpenter Stadium
Hit 2 Home Runs In Both Games of DH	Cam Suto	4	Christian Brothers	March 23, 2024	Larry Carpenter Stadium
Hit a Grand Slam	Luke Collier	Grand Slam	Montevallo	March 28, 2026 (2)	Montevallo, Ala.
Hit Two Grand Slams	Has Never Happened				
Hit for the Cycle	Not This Year				
Hit a Walk-off Hit	Luke Collier	RBI Single	Trevecca	April 26, 2025 (2)	Larry Carpenter Stadium
Hit a Walk-off Home Run	Malachi Cloud	2-run Home Run	Montevallo	April 7, 2023 (2)	Larry Carpenter Stadium
Hit a Walk-off Grand Slam	Not This Year				
Had Five or more Hits	Cody Turner	5	Christian Brothers	March 20, 2026	Larry Carpenter Stadium
Had Seven RBI	Ryan Beamish	7	West Georgia	March 26, 2021 (1)	Carrollton, Ga.
Had Eight RBI	Julian Alvarez	8	Southern Polytechnic State	March 30, 2009	Marietta, Ga.
Had over Eight RBI	Cam Suto	9	Christian Brothers	March 23, 2024 (2)	Larry Carpenter Stadium
Had Two Triples	Not This Year				
Had over Two Triples	Lance Zawadzki	3	Covenant College	April 10, 2007	Larry Carpenter Stadium
Had Three Doubles	Brandon Daniels	3	Christian Brothers	March 23, 2024 (2)	Larry Carpenter Stadium
Had over Three Doubles	Not This Year				
Stole Three Bases	Aiden McClary	3	Union University	March 8, 2026	Jackson, Tenn.
Stole Four Bases	Malachi Cloud	4	Alabama Huntsville	February 19, 2023	Huntsville, Ala.
Stole over Four Bases	Johnny Page	5	Bethel College	March 21, 1997	McKenzie, Tenn.
Stole Home	Siosi Poti	3rd Inning	Palm Beach Atlantic	May 22, 2015	Mason, Ohio
Scored Six Runs	JJ Williams	6	Tusculum University	March 25, 2025	Greenville, Tenn.
Had 10+ Total Bases	JJ Williams	11	Tusculum University	March 25, 2025	Greenville, Tenn.
Drew Four+ Walks	Jared Demkowicz	4	Auburn Montgomery	May 6, 2022	Oxford, Ala.
Hit By Pitch Three or more Times	Josiah Miller	3	North Greenville	February 25, 2025	Tigerville, S.C.
Struck Out Four Times	Tucker Platt	4	Christian Brothers	March 21, 2025	Memphis, Tenn.
Hit in 15-19 Straight Games	Luke Collier	15		March 10, 2026-April 4, 2026 (1)	
Hit in 20 or more Straight Games	Ben Holland	22		March 6, 2016-April 16, 2016	
	Trenton Hill	20		March 9, 2016-April 16, 2016	
Reached Base in 30-34 Straight Games	Aiden McClary	30		February 17, 2026-Current	
Reached Base in over 35 Straight Games	Dylan Standifer	37		February 2, 2024-April 6, 2024	
Threw a Nine-Inning No-Hitter	Has Never Happened				
Threw a Seven-Inning No-Hitter	Jumpei Akanuma	11 K	West Alabama	February 24, 2018	Larry Carpenter Stadium
Threw a Nine-Inning Perfect Game	Has Never Happened				
Threw a Seven-Inning Perfect Game	Has Never Happened				
Threw a Five-Inning Perfect Game	Matthew Gilson	6 K	Union (Ky.)	February 18, 2010 (1)	Larry Carpenter Stadium
Struck Out 10-14 in a Game	Evan Bloomer	12	Christian Brothers	March 20, 2026	Larry Carpenter Stadium
Struck Out 15+ in a Game	Logan Workman	15	Montevallo	March 19, 2021	Larry Carpenter Stadium
Pitched a Complete Game in a Loss	Jack Nedrow	L, 3-4 (7 inn.)	Valdosta State	February 26, 2022 (2)	Larry Carpenter Stadium
Pitched a Seven-Inning Complete Game	Dylan Van Meeteren	W, 3-1	#5 West Florida	April 4, 2026 (2)	Pensacola, Fla.
Pitched a Seven-Inning Shutout	Keegan Gagliardo	W, 17-2	Delta State	April 20, 2024 (1)	Larry Carpenter Stadium
Pitched an Eight-Inning Complete Game	Vince Spilker	W, 7-6	Auburn Montgomery	April 14, 2012 (2)	Larry Carpenter Stadium
Pitched an Eight-Inning Shutout	Not Since 2006				
Pitched a Nine-Inning Complete Game	Evan Bloomer	W, 8-2	Valdosta State	April 10, 2026	Larry Carpenter Stadium
Pitched a Nine-Inning Shutout	Cooper Casteel	W, 5-0	Union University	March 7, 2025	Larry Carpenter Stadium
Pitched a One-Hit Shutout	Jack Nedrow	W, 16-0 (7 inn.)	West Alabama	April 5, 2024	Larry Carpenter Stadium
Won Two Games in a GSC Series	Has Never Happened				
Pitched Two Shutouts in GSC Play	Jack Nedrow	2	West Alabama/at Union	April 5 & April 12, 2024	
Recorded Two Saves in GSC Series	Tim Gooden	Games 1 & 3	Delta State	April 19-20, 2024	Larry Carpenter Stadium
Pitched Back-to-Back Complete Games	Jack Nedrow	7 innings	West Alabama	April 5, 2024	Larry Carpenter Stadium
		7 innings	Union University	April 12, 2024	Jackson, Tenn.



2026 RADIO/TV ROSTER



1

COOPER ISAACS
5-10 | 170 | Jr. | MINF | R/R




2

DYLAN VAN MEETEREN (VAN MEET-er-in)
6-4 | 205 | R-Jr. | RHP | R/R



3

JJ WILLIAMS
6-0 | 200 | Gr. | OF | R/R



6

LUKE COLLIER (COLLY-er)
5-11 | 175 | R-Jr. | MINF | R/R



7

GAGE SHAVER
6-2 | 185 | Jr. | LHP | R/R




8

LANDON FRANKLIN
6-1 | 195 | R-So. | MINF | R/R




9

BRYCE HAWKINS
6-0 | 225 | Sr. | RHP | R/R




10

ALEX BREW
6-0 | 160 | R-Fr. | LHP | L/L



12

HAYDEN CHOATE (GHOTE)
6-3 | 205 | R-Fr. | LHP | L/L




13

AIDEN MCCLARY
6-3 | 205 | R-Jr. | INF | L/R




14

BRAYLON HALL
6-2 | 170 | So. | RHP | R/R




16

CASEN YOUNGBLOOD (K-son)
6-4 | 239 | Fr. | 1B | R/R



17

COLT MCKIBBEN
6-2 | 175 | Sr. | LHP | L/L



18

ISAIAH FRENCH
6-0 | 200 | Jr. | C | R/R




19

NATE DUNFEE (DUNE-fee)
5-9 | 140 | Jr. | OF | L/L




20

CAL GOSS
6-2 | 186 | R-So. | RHP | R/R




21

TRIPP COOK
6-2 | 190 | Fr. | OF | R/R




22

TYLER PICKENS
6-5 | 220 | Jr. | RHP | R/R




23

ROBERT HICKS
6-2 | 230 | Fr. | 1B/3B | R/R




24

KEILIN SANDERS (KEY-lin)
5-8 | 170 | R-Fr. | INF/OF | R/R




25

CODY TURNER
6-2 | 208 | R-Jr. | OF/LHP | L/L




26

LANDON NEASE (NIECE)
6-0 | 190 | R-Jr. | RHP | R/R




28

BRADEN GABEL (GAY-bull)
5-8 | 160 | So. | MINF | R/R



29

NATE CARABALLO (CAH-ra-bayo)
6-0 | 185 | R-Jr. | C/1B | R/R



30

COATES MASSEY (mass-E)
6-2 | 210 | R-Jr. | RHP | R/R



2026 RADIO/TV ROSTER




MASON BRATCHER
 6-1 | 180 | Fr. | RHP | R/R



RYAN VALDES (VAL-dez)
 5-10 | 185 | So. | OF | R/R



CASON ENGERT (ING-gurt)
 6-3 | 210 | Jr. | RHP | R/R



LONDON WARD
 5-7 | 165 | R-Fr. | C | R/R



ADAM HERNANDEZ
 5-7 | 180 | Fr. | MINF | R/R




EVAN BLOOMER
 6-5 | 215 | So. | RHP | R/R




THEO OSTROWSKI (O-strauss-ski)
 6-2 | 225 | Gr. | C | L/R




NOAH BRIGGS
 6-2 | 190 | Fr. | MINF | R/R




LUKE TREECE
 6-0 | 210 | Fr. | C | R/R



ZACHARY LAWSON
 6-3 | 225 | Jr. | RHP | R/R



ZACH TIERNEY (TEAR-knee)
 6-3 | 205 | R-Fr. | LHP | L/L




WILL CHLADNY (klad-KNEE)
 6-4 | 205 | Fr. | RHP | R/R




MERCEDES DAVIS
 BASEBALL DATA AND ANALYTICS



ALYX DILL (ALEX)
 BASEBALL DATA AND ANALYTICS



DAN HEINBAUGH (HINE-bah)
 HEAD ATHLETIC TRAINER



WILL ATKINSON
 DIRECTOR OF SPORTS PERFORMANCE



LINDSEY JONES
 ASST. DIR. OF ATHLETIC PERFORMANCE



MARK BREW
 HEAD COACH



JORGE SAEZ (or-HAY SIGH-az)
 ASSOCIATE HEAD COACH



MICAH KACZOR (MY-kah KAZZ-or)
 ASSISTANT COACH



THOMAS ZAZZARO (zah-ZARE-o)
 ASSISTANT COACH



BRANDON DANIELS
 ASSISTANT COACH