

LEE UNIVERSITY FLAMES

LEE UNIVERSITY FLAMES



25-13
OVERALL

15-9
GSC

NR
NCBWA DIVISION II POLL
(APRIL 1, 2026)

NR
ABCA DIVISION II POLL
(MARCH 31, 2026)

MARK BREW
HEAD COACH

759-346-2
OVERALL

20th
SEASON

FRIDAY-SATURDAY, APRIL 10-11, 2026

LEE UNIVERSITY VS VALDOSTA STATE UNIVERSITY
CLEVELAND, TENN. | LARRY CARPENTER STADIUM AT OLYMPIC FIELD
GULF SOUTH CONFERENCE WEEKEND #9

WATCH LIVE (FLOCOLLEGE): [G1](#) | [G2](#) | [G3](#)
LIVE STATS (STATBROADCAST): [G1](#) | [G2](#) | [G3](#)

GAMES
39-41

Scan the selected QR code to access:



Game Day Program | Record Book



VALDOSTA STATE BLAZERS



14-24
OVERALL

10-14
GSC

NR
NCBWA DIVISION II POLL
(APRIL 1, 2026)

NR
ABCA DIVISION II POLL
(MARCH 31, 2026)

J.D. HULSE
HEAD COACH

14-24
OVERALL

8th
SEASON

2026 SCHEDULE/RESULTS

OVERALL RECORD: **25-13**
GSC: 15-9
NON-CONFERENCE: 10-4
HOME | AWAY | NEUTRAL: 14-4 | 11-9 | 0-0

DATE	OPPONENT	RESULT
JAN 30	Emmanuel University (DH)	W, 4-3 W, 12-1 (7)
FEB 1	Emmanuel University	canceled
3	Lincoln Memorial University	W, 5-2
7	Tiffin University (DH)	W, 13-3 (7) W, 8-3
8	Tiffin University	W, 5-4
13	*Delta State University	L, 3-4 (10)
14	*Delta State University (DH)	L, 3-9 L, 8-9
17	RV/#9 University of North Georgia	W, 6-3
20	*at The University of Alabama in Huntsville	W, 11-4
21	*at The University of Alabama in Huntsville (DH)	W, 16-9 W, 12-5
24	at Carson-Newman University	W, 9-2
27	*Auburn University at Montgomery	W, 16-6 (7)
28	*Auburn University at Montgomery (DH)	W, 14-4 (7); W, 5-1
MAR 3	at Lincoln Memorial University	L, 5-6 (10)
6	*at Union University (DH)	W, 13-3 (7); L, 0-4
7	*at Union University	L, 6-7
10	Carson-Newman University	L, 5-6
13	*at Mississippi College	L, 7-11
14	*at Mississippi College (DH)	L, 5-11; W, 11-7
18	at #24/#21 Young Harris College	L, 4-10
21	*Christian Brothers University	W, 12-10
22	*Christian Brothers University (DH)	W, 17-3 (7); W, 14-3
24	at Tusculum University	L, 9-12
27	*at University of Montevallo	L, 12-16 (10)
28	*at University of Montevallo (DH)	W, 21-3 (7); L, 15-16
31	at #17/#10 University of North Georgia	W, 8-6
APR 3	*at #12/#5 University of West Florida	W, 6-3
4	*at #12/#5 University of West Florida (DH)	W, 9-4; W, 3-1
7	Tusculum University	W, 11-1 (7)
10	*Valdosta State University	5 PM
11	*Valdosta State University (DH)	1 PM
14	Young Harris College	5 PM
17	*University of West Alabama	5 PM
18	*University of West Alabama (DH)	1 PM
21	Middle Georgia State University	5 PM
24	*at Trevecca Nazarene University	6 PM
25	*at Trevecca Nazarene University (DH)	1 PM
MAY 1-5	# GSC Championship (Oxford, Ala.)	TBA
14-17	NCAA DII South Regional (Campus Sites)	
21-23	NCAA DII South Super Regional (Campus Sites)	
29-6	NCAA DII Championship (Cary, N.C.)	

* - GSC Games | # - GSC Championship | ! - DII Championship
All Times Listed Are EASTERN

FLOCOLLEGE
All GSC Games and Lee home games are broadcast on FloCollege
Subscription Required

LEE 2026 STAT LEADERS

RBI	Luke Collier	52
BAVG	Braden Gabel	.382
RUNS	Luke Collier	48
WALKS	Collier/French	24
HR	Isaiah French	10
IP	Evan Bloomer	59.2
WINS	Evan Bloomer	5
ERA	Dylan Van Meeteren	4.47
SO	Evan Bloomer	53

ACTIVE STREAKS

LEE	VSU
W5 Overall	W3
W4 Home	W2
W4 Away	W1
L2 Neutral	L2
5-0 Last 5	3-2
7-3 Last 10	3-7

VSU 2026 STAT LEADERS

RBI	Charlie Banks	37
BAVG	Parker Ladd	.340
RUNS	Banks/Howard	26
WALKS	Brent Howard	26
HR	Charlie Banks	10
IP	Drake LaRoche	56.2
WINS	Drake LaRoche	4
ERA	Jack Butler	5.09
SO	Garrett Moody	52

GAME NOTES

- **LAST TIME OUT:** Lee ran its win streak to five with an 11-1 run-rule shortened game against Tusculum on Tuesday. The Flames tallied a sacrifice fly in each of the first three innings and scored in all but one winning as Lee collected 14 hits. Keilin Sanders finished a home run shy of the cycle with two RBI.
- **HOME SWEET HOME:** Lee is 14-4 so far this season and were 42-17 at home the previous two seasons. Since 2020, the Flames have a record of 118-48 in games in Larry Carpenter Stadium at Olympic Field.
- **GONE STREAKING:** Luke Collier had his team-longest hit streak snapped at 15 in Saturday's second game. Aiden McClary, Casen Youngblood and Braden Gabel had the longest streaks of the season at 11. Gabel has the longest current streak at nine with Aiden McClary at eight. McClary has a current reached base streak of 26 games. Isaiah French reached safely in the team's first 29 games before it ended at Tusculum.
- **GSC STAT LEADERS:** The Flames lead the GSC in BAvg. (.326), slugging % (.505), runs (352), hits (425), triples (12), home runs (46), RBI (321), walks (187), sac flies (22) and are tied with Delta State for the stolen bases lead (77). Luke Collier leads the GSC with 51 runs scored, 59 hits, five triples and 52 RBI. Isaiah French is fourth (41) and Landon Franklin is sixth (39) in runs scored. French is tied for fourth with 10 home runs and tied for fourth with 39 RBI. Cody Turner is third with 40 RBI.
- **LOOKING AHEAD:** The Flames continue a nine-game home stretch. Lee hosts Young Harris on Tuesday and West Alabama for the final home GSC series next weekend. Military Appreciation Day will be held next Saturday during the first game of the doubleheader against West Alabama.

ABOUT THE SERIES

- **SERIES RECORD:** Lee leads 17-15 | H: 8-7 | A: 8-5 | N: 1-3
- **FIRST MEETING:** April 18, 2015 | Cleveland, Tenn. | W, 8-2
- **LATEST MEETING:** May 2, 2026 | Oxford, Ala. | L, 4-6 | GSC Tournament
- **SERIES STREAKS:** VSU has won three straight and five of the last six games. Lee won the first game in the series before VSU won the next three. The teams split the next two. Lee then had win streaks of three and eight separated by one VSU win. VSU won five of the next six before Lee won the first two meetings in 2024.

SITUATIONAL RECORDS

Situation	W	L
Home	14	4
Away	11	9
Neutral	0	0
vs Ranked	5	1
Game 1 of Series	7	3
Game 2 of Series	7	3
Game 3 of Series	6	3
Mid-Week	5	4
Decided by 1 Run	2	6
Decided by 2+ Runs ..	23	6
Score First	17	7
Opp Scores First	8	6
Scoring 0-2 Runs	0	1
Scoring 3-5 Runs	5	6
Scoring 6+ Runs	20	6
Allow 0-2 Runs	6	0
Allow 3-5 Runs	14	2
Allow 6+ Runs	5	11
Out-Hit Opp	19	5
Opp Out-Hits	6	8
Hits are Even	0	0

2026 GSC STANDINGS (AS OF APRIL 9)

X-CLINCHER GSC CHAMPIONSHIP BERTH

SCHOOL	CONF.	CPCT.	HOME	AWAY	OVERALL	PCT.	HOME	AWAY	NEUTRAL	STREAK
WEST ALABAMA	18-6	.750	9-3	9-3	29-8	.784	17-3	12-5	0-0	W1
TREVECCA	17-7	.708	9-3	8-4	27-12	.692	14-4	13-7	0-1	W2
WEST FLORIDA	16-8	.667	8-4	8-4	29-9	.763	16-4	13-5	0-0	W2
MC	16-8	.667	11-1	5-7	23-16	.590	18-5	5-11	0-0	L1
LEE	15-9	.625	6-3	9-6	25-13	.658	14-4	11-9	0-0	W5
DELTA STATE	14-10	.583	5-7	9-3	21-15	.583	8-8	13-7	0-0	W2
MONTEVALLO	11-13	.458	6-6	5-7	19-21	.475	12-8	7-13	0-0	L2
UAH	10-14	.417	5-10	5-4	15-20	.429	7-14	7-4	1-2	W1
VALDOSTA STATE	10-14	.417	8-4	2-10	14-24	.368	10-10	4-14	0-0	W3
UNION	7-17	.292	3-9	4-8	15-22	.405	7-9	6-12	2-1	L1
CHRISTIAN BROTHERS	5-19	.208	4-8	1-11	10-27	.270	8-14	2-13	0-0	L2
AUM	5-19	.208	2-10	3-9	10-28	.263	7-15	3-13	0-0	W1



LEE UNIVERSITY FLAMES

NO.	NAME	CL.	HT.	WT.	POS.	B/T	HOMETOWN/PREVIOUS SCHOOL
1	Cooper Isaacs	MINF	5-10	170	Jr.	R/R	Canton, Ga. / Cherokee HS
2	Dylan Van Meeteren	RHP	6-4	205	R-Jr.	R/R	Indio, Calif. / College of the Desert
3	JJ Williams	OF	6-0	200	Gr.	R/R	Franklin, Tenn. / Christ Presbyterian Acad.
6	Luke Collier	MINF	5-11	175	R-Jr.	R/R	Asheville, N.C. / Asheville Christian Acad.
7	Gage Shaver	LHP	6-2	185	Jr.	L/L	Rossville, Ga. / Southern Wesleyan Univ.
8	Landon Franklin	MINF	6-1	195	R-So.	R/R	Cleveland, Tenn. / Seminole State College of FL
9	Bryce Hawkins	RHP	6-0	225	Sr.	R/R	Cumming, Ga. / Mercer University
10	Alex Brew	LHP	6-0	180	R-Fr.	L/L	Cleveland, Tenn. / Bradley Central HS
12	Hayden Choate	LHP	6-3	205	R-Fr.	L/L	Chattanooga, Tenn. / McCallie School
13	Aiden McClary	INF	6-3	205	R-Jr.	L/R	Cleveland, Tenn. / Cleveland State CC
14	Brayton Hall	RHP	6-2	170	So.	R/R	Knoxville, Tenn. / Farragut HS
16	Casen Youngblood	1B	6-4	239	Fr.	R/R	Murfreesboro, Tenn. / Providence Christian Acad.
17	Colt McKibben	LHP	6-2	175	Sr.	L/L	Cartersville, Ga. / Cartersville HS
18	Isaiah French	C	6-0	200	Jr.	R/R	Maryville, Tenn. / Maryville HS
19	Nate Dunfee	OF	5-9	140	Jr.	L/L	Ringgold, Ga. / Cleveland State CC
20	Cal Goss	RHP	6-2	185	R-So.	R/R	Cartersville, Ga. / Cartersville HS
21	Tripp Cook	OF	6-2	190	Fr.	R/R	Anderson, S.C. / Crescent HS
22	Tyler Pickens	RHP	6-5	220	Jr.	R/R	Oak Ridge, Tenn. / Cleveland State CC
23	Robert Hicks	1B/3B	6-2	230	Fr.	R/R	Mableton, Ga. / Riverwood International Charter
24	Keilin Sanders	INF/OF	5-8	170	R-Fr.	R/R	Toccoa, Ga. / Franklin County HS
25	Cody Turner	OF/LHP	6-2	208	R-Jr.	L/L	Palmdale, Calif. / Antelope Valley College
26	Landon Nease	RHP	6-0	190	R-Jr.	R/R	Buford, Ga. / USC Sumter
28	Braden Gabel	MINF	5-8	160	So.	R/R	Kennesaw, Ga. / Mount Paran Christian School
29	Nate Caraballo	C/1B	6-0	185	R-Jr.	R/R	Imperial, Mo. / Lake Land College
30	Coates Massey	RHP	6-2	210	R-Jr.	R/R	Fortson, Ga. / Columbus State University
31	Mason Bratcher	RHP	6-1	180	Fr.	R/R	Tullahoma, Tenn. / Tullahoma HS
35	Ryan Valdes	OF	5-10	185	So.	R/R	Miami, Fla. / G. Holmes Braddock HS
37	Cason Engert	RHP	6-3	210	Jr.	R/R	Cumming, Ga. / East Tennessee State Univ.
38	Landon Ward	C	5-7	165	R-Fr.	R/R	Gallatin, Tenn. / Gallatin HS
39	Adam Hernandez	INF	5-7	180	Fr.	R/R	Miami, Fla. / G. Holmes Braddock HS
40	Evan Bloomer	RHP	6-5	215	So.	R/R	Collierville, Tenn. / First Assembly Christian School
41	Theo Ostrowski	C	6-2	225	Fr.	L/R	Essex, Mass. / Covenant Christian Acad.
42	Noah Briggs	INF	6-2	190	Fr.	R/R	Thompson's Station, Tenn. / Knights Acad.
44	Luke Treece	C	6-0	210	Fr.	R/R	Coalfield, Tenn. / Coalfield HS
45	Zachary Lawson	RHP	6-3	225	Jr.	R/R	Smyrna, Tenn. / Stewarts Creek HS
46	Zach Tierney	LHP	6-3	205	R-Fr.	L/L	South Pittsburg, Tenn. / South Pittsburg HS
48	Will Chladny	RHP	6-4	205	Fr.	R/R	Thompson's Station, Tenn. / Summit HS

VALDOSTA STATE UNIVERSITY BLAZERS

NO.	NAME	CL.	HT.	WT.	POS.	B/T	HOMETOWN / PREVIOUS SCHOOL
1	Cam Vaughn	Jr.	5-10	185	OF/C	L/R	Chapel Hill, Tenn. / Columbia State CC
2	Will Beckham	Sr.	5-10	190	C	R/R	Bainbridge, Ga. / Young Harris College
3	Luca Maberry	Sr.	5-10	185	OF	L/R	Shalimar, Fla. / Marion Military Institute
4	Isaiah Pou	Jr.	5-10	175	OF/INF	R/R	McDonough, Ga. / Oglethorpe University
5	Matt Keller	Jr.	5-8	180	MINF	R/R	Zachary, La. / Northwest Florida State College
6	Jackson Uggla	R-Fr.	5-11	205	MINF	R/R	Powder Springs, Ga. / Lenior-Rhyne
7	Boomer Dunn	R-Fr.	6-4	235	RHP	R/R	Smyrna, Ga. / Campbell HS
8	Nick Lawrence	R-Sr.	5-10	190	C	R/R	Roswell, Ga. / USC Upstate
9	Marcos Sevillano	Sr.	6-0	185	OF	L/R	Jacksonville, Fla. / Seminole State College
10	Brent Howard	Sr.	6-0	205	C/INF	L/R	Lake City, Fla. / Jacksonville
11	Preston Wetherell	Sr.	6-4	200	RHP	R/R	Port Orange, Fla. / State College of Florida
12	Hayden Sottile	Jr.	5-11	175	RHP	R/R	Marietta, Ga. / Birmingham Southern
13	Dillon Volz	Jr.	5-11	190	3B/2B	L/R	Parker, Colo. / South Florida State
14	Tyler Wilson	So.	6-2	185	RHP	R/R	Hoover, Ala. / Northwest Shoals CC
16	Jason Mack	Jr.	6-2	205	INF	R/R	Fuquay-Varina, N.C. / Eastern Florida State College
17	Jacob King	So.	6-0	165	RHP	R/R	Valdosta, Ga. / Valdosta HS
18	Charlie Banks	Jr.	6-0	205	OF	R/R	Marietta, Ga. / Birmingham Southern
19	Parker Ladd	So.	6-2	195	INF	R/R	Mableton, Ga. / Birmingham Southern
20	Preston James	Sr.	6-2	190	RHP	R/R	Deerfield Beach, Fla. / Lake Sumter State College
21	Jack Butler	Jr.	6-5	218	RHP	R/R	Marietta, Ga. / Georgia Highlands College
22	Ty Floyd	Jr.	6-0	195	RHP	R/R	Lake City, Fla. / Lake Sumter State College
23	Jackson Webster	Sr.	6-1	225	1B	R/R	Birmingham, Ala. / Birmingham Southern
24	Keaton Fuller	Sr.	5-11	180	RHP	R/R	Fairhope, Ala. / Fairhope HS Troy
25	Luke Flading	Jr.	6-1	210	OF	L/R	Marietta, Ga. / South Georgia College
26	Jacob Page	So.	5-11	205	RHP	R/R	Salem, Ala. / Central Alabama CC
27	Ryan Strachan	Jr.	6-2	205	RHP	R/R	Huntsville, Ala. / Northwest Shoals CC
28	Hunter Ward	Jr.	6-2	210	RHP	R/R	Woodstock, Ga. / Georgia Highlands College
29	Drake LaRoche	Sr.	5-10	170	RHP	R/R	Fort Scott, Kan. / Birmingham Southern
30	Noah Rogers	R-Fr.	6-2	198	LHP	L/L	Statesboro, Ga. / Southeast Bulloch HS
31	Garrett Moody	Jr.	6-3	210	RHP	R/R	Alpharetta, Ga. / West Georgia
32	Luke Edwards	Fr.	5-11	190	RHP	R/R	Savannah, Ga. / Effingham Count HS
33	Jacob Cooper	Jr.	5-10	210	C	R/R	Douglasville, GA / Cleveland State CC
34	Trey Jackson	Gr.	6-0	195	RHP	R/R	Melbourne, Fla. / Palm Beach Atlantic
35	Charles Moore	So.	5-11	175	INF	R/R	Adel, Ga. / Cook HS
37	Alex Johns	Fr.	6-1	185	RHP	R/R	Mableton, Ga. / Campbell HS
38	Jaden Paradoa	Sr.	6-0	180	LHP	L/L	Port St. Lucie, Fla. / Florida State College at Jacksonville
39	Ty Macera	R-Fr.	6-3	205	RHP	R/R	Valdosta, Ga. / Lowndes HS
40	Vinny Del Negro	Sr.	5-11	165	LHP	L/L	New Port Richey, Fla. / Pasco-Hernando State College
41	Dallin Brantley	Fr.	6-2	200	OF	L/L	Dallas, Ga. / East Cobb Academy
42	Nico Sanchez	Fr.	6-0	170	MINF	R/R	Milton, Ga. / Cambridge HS
43	Austin Liss	Fr.	5-11	175	RHP	R/R	Tampa, Fla. / Steinbrenner HS
45	Jake Gaskill	Fr.	5-9	160	OF	R/R	Suwanee, Ga. / North Gwinnett HS
46	Blake Katen	So.	6-4	185	LHP	L/L	Hastings, Neb. / Butler County CC
47	Garrett Moon	Fr.	6-1	170	RHP	R/R	Valdosta, Ga. / Lowndes HS



MARK BREW
Head Coach | #5
 Overall Record: 759-346-2
 Lee Record: 759-346-2 | 20th Season

JORGE SAEZ
Associate Head Coach | #48

MICAH KACZOR
Assistant Coach | #11

THOMAS ZAZZARO
Assistant Coach | #40

BRANDON DANIELS
Assistant Coach | #15



J.D. HULSE
Head Coach
 Overall Record: 14-24
 VSU Record: 14-24 | 1st Season

GEOFF BRAMBLETT
JARED CANTU
Assistant Coaches

COOPER SAMPLES
Graduate Assistant





**NATIONAL COLLEGIATE BASEBALL WRITERS OF AMERICA (NCBWA)
 TOP 25 POLL | April 8, 2026**

#	SCHOOL	W-L	PTS.	PREV.
1	Colorado Mesa (15)	34-3	494	2
2	Tampa (5)	28-5	481	1
3	Catawba	28-7	453	3
4	Point Loma	32-7	422	7
5	North Greenville	27-7	402	13
6	Grand Valley State	26-6	398	6
7	Rogers State	30-5	377	21
8	West Chester	22-5	336	9
9	Pittsburg State	28-7	317	5
10	UT Tyler	29-9	306	11
11	West Alabama	28-8	295	15
12	Cal State Monterey Bay	25-9	369	10
13	North Georgia	31-9	241	20
14	Central Missouri	25-8	231	4
15	Illinois Springfield	25-8	210	17
16	Seton Hill	25-6	197	16
17	St. Mary's	28-10	175	18
18	Bentley	22-8	153	19
19	Young Harris	28-10	143	8
20	Eckerd	24-8	120	NR
21	Wayne State (Mich.)	23-7	98	22
22	Francis Marion	30-8	78	24
23	Northwest Missouri	26-9	65	NR
24	Rollins	23-9	61	RV
25	Southern New Hampshire	21-8	47	RV

RV: Frostburg State (24-6) 32 points; MSU Denver (28-6) 29 points; Northwest Nazarene (27-11) 23 points; Belmont Abbey (28-8) 15 points; **West Florida (27-9) 11 points;** Wilmington (22-10) 7 points; Augustana (24-8) 7 points; Lenoir-Rhyne (26-8-1) 3 points.

**AMERICAN BASEBALL COACHES ASSOCIATION (ABCA)
 TOP 30 POLL | April 7, 2026**

#	SCHOOL	W-L	PTS.	PREV.
1.	Catawba (N.C.)	28-7	294	1
2.	Tampa (Fla.)	28-5	292	2
3.	Colorado Mesa	34-3	285	3
4.	North Greenville (S.C.)	32-7	278	4
5.	West Alabama	28-8	260	6
6.	Pittsburg State (Kan.)	28-7	250	9
7.	Francis Marion (S.C.)	30-8	240	11
8.	North Georgia	31-9	224	10
9.	Rogers State (Okla.)	30-5	220	15
10.	Grand Valley State (Mich.)	26-6	218	8
11.	Rollins (Fla.)	23-9	200	13
12.	Point Loma (Calif.)	32-7	182	14
13.	Cal State Monterey Bay	25-9	178	21
14.	Texas-Tyler	29-9	176	24
15.	Belmont Abbey (N.C.)	28-8	168	23
16.	Central Missouri	25-8	150	7
17.	West Florida	27-9	140	5
18.	West Chester (Pa.)	22-5	130	20
19.	Seton Hill (Pa.)	25-6	120	22
20.	Wingate (N.C.)	28-10	110	19
21.	St. Mary's (Texas)	28-10	100	25
22.	Lenoir-Rhyne (N.C.)	26-8-1	90	12
23.	Young Harris (Ga.)	28-10	80	16
24.	Bentley (Mass.)	22-8	70	27
25.	Augustana (S.D.)	24-8	60	17
26.	Eckerd (Fla.)	24-8	50	30
27.	Westmont (Calif.)	21-9	40	18
28.	Minnesota State Mankato	19-7	30	26
29.	Northwest Missouri State	26-9	20	RV
T30.	MSU Denver (Colo.)	28-6	10	RV
T30.	Illinois-Springfield	25-8	10	RV

RV: Wayne State University (Mich.), Millersville (Pa.), Trevecca (Tenn.), Northwest Nazarene (Idaho), UNC Pembroke, Southern New Hampshire, Angelo State (Texas), Frostburg State (Md.), USC Aiken, Wilmington (Del.), Emporia State (Kan.), Colorado-Colorado Springs, Arkansas-Monticello, Cal State San Marcos, Cal Poly Pomona, Lincoln Memorial (Tenn.), Molloy (N.Y.), Findlay (Ohio), Missouri S&T, Columbus State (Ga.).

GULF SOUTH CONFERENCE WEEKLY HONORS

PLAYER OF THE WEEK

Zach Stokes, UWF	Feb. 3
Rashad Robinson, UWA	Feb. 10
Elijah Ramsey, UU	Feb. 17
Jack Fitzgerald, UM	Feb. 24
Cody Turner, Lee	Mar. 3
Alex Johnson, MC	Mar. 10
Cade Martin, TNU	Mar. 17
Cody Turner, Lee	Mar. 24
Tucker Jones, DSU	Mar. 31
Luke Collier, Lee	Apr. 7

PITCHER OF THE WEEK

Eli Roberts, UWF	Feb. 3
Jonah Smithson, TNU	Feb. 10
Zach Wyatt, UM	Feb. 17
Adrian Byrd, DSU	Feb. 24
Baker Green, UWA	Mar. 3
Baker Green, UWA	Mar. 10
Ryan Sweeney, TNU	Mar. 17
Zach Wyatt, UM	Mar. 24
Cooper Cooksey, MC	Mar. 31
Zach Wyatt, UM	Apr. 7

FRESHMAN OF THE WEEK

Mason Woolever, UM	Feb. 3
Rylan Moses, TNU	Feb. 10
Blake Westry, UM	Feb. 17
Tucker Ricks, UWF	Feb. 24
Will Langston, MC	Mar. 3
Rylan Moses, TNU	Mar. 10
Tucker Ricks, UWF	Mar. 17
Luke Holbrook, UM	Mar. 24
Tucker Ricks, UWF	Mar. 31
Will Langston, MC	Apr. 7

2026 GULF SOUTH CONFERENCE SCHEDULE (WEEK OF APRIL 6-12)

TUESDAY, APRIL 7

UT Southern at UAH	UAH, 11-4
Trevecca at Carson-Newman	TNU, 5-4
Christian Brothers at Arkansas Tech	AT, 2-0
Montevallo at AUM	AUM, 2-1 (10)
West Florida at Columbus State	UWF, 5-3
Union at Harding	HU, 10-3
West Alabama at MC	UWA, 15-7
Valdosta State at Tampa	VSU, 8-7
Arkansas-Monticello at Delta State	DSU, 8-7
Tusculum at Lee	Lee, 11-1 (7)

FRIDAY, APRIL 10

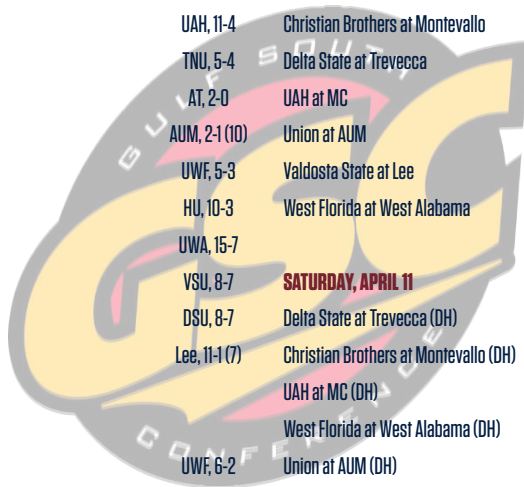
Christian Brothers at Montevallo	5 pm CT
Delta State at Trevecca	5 pm CT
UAH at MC	5 pm CT
Union at AUM	5 pm CT
Valdosta State at Lee	5 pm ET
West Florida at West Alabama	6 pm CT

SATURDAY, APRIL 11

Delta State at Trevecca (DH)	12 pm CT
Christian Brothers at Montevallo (DH)	12 pm CT
UAH at MC (DH)	1 pm CT
West Florida at West Alabama (DH)	1 pm CT
Union at AUM (DH)	1 pm CT
Valdosta State at Lee (DH)	1 pm ET

WEDNESDAY, APRIL 8

West Florida at Columbus State	UWF, 6-2
--------------------------------	----------





MARK BREW | HEAD COACH

» Alma Mater: Trevecca Nazarene, 1994
 » Hometown: Smyrna, TN
 » Family: **Wife:** Rachel
 » Children: Elise and Alex

CAREER NUMBERS TO KNOW

759

In his 20th season as a head coach, Mark Brew has collected 759 victories, all at Lee.

17

Coach Brew has posted 17 winning seasons in 19 years as a head coach. His overall career win percentage is .687 (759-346-21)

3

3 different teams have qualified for the NCAA DII National Tournaments (2021, 2022, 2024). Lee has posted a 6-6 record.

209

Lee has won 209 regular-season GSC games under coach Mark Brew. His GSC record now stands at 209-154-1 (.576).

7

Consecutive NAIA World Series appearances (2007-2013). Finished in top four in final six, including two second-place performances.

@LEEUBASEBALL MILESTONES

1

Defeated Freed-Hardeman, 6-5, for his first victory at Lee on February 3, 2007.

2

Highest seeding in the NCAA South Region. The Flames were the No. 2 seed when Lee qualified for the 2021 NCAA tournament.

33

Players that were drafted/signed MLB contracts while Brew was Head Coach and Assistant Coach for the Flames.

500

Defeated Shorter University, 8-1, on March 18, 2017, to post his 500th career coaching victory.

700

Defeated Tusculum University 10-5 on April 10, 2024, to record his 700th coaching victory.



HEAD COACH | 20TH SEASON @ LEE

YEAR-BY-YEAR RECORD

YEAR	SCHOOL	RECORD	PCT
2007	Lee	51-15	0.773
2008	Lee	63-10	0.863
2009	Lee	53-14	0.791
2010	Lee	52-13	0.800
2011	Lee	51-14	0.785
2012	Lee	56-11-1	0.831
2013	Lee	51-12	0.810
2014	Lee	37-19	0.638
2015	Lee	39-19-1	0.669
2016	Lee	30-18	0.625
2017	Lee	27-23	0.540
2018	Lee	27-26	0.509
2019	Lee	23-26	0.469
2020*	Lee	14-9	0.609
2021	Lee	36-11	0.766
2022	Lee	33-24	0.579
2023	Lee	28-25	0.528
2024	Lee	39-18	0.684
2025	Lee	24-26	0.480
2026	Lee	25-13	0.658
Overall		759-346-2	0.687
	Lee	759-346-2	0.687

LEE UNIVERSITY IN GSC CHAMPIONSHIP

2016		2024	
at West Florida	L, 7-11	vs. West Georgia	W, 10-2
vs. Alabama Huntsville	L, 9-10	vs. Valdosta State	L, 0-10 (7)
		vs. Delta State	L, 3-5
2018		2025	
vs. Montevallo	W, 10-4	vs. Valdosta State	L, 4-6
vs. West Florida	W, 7-0	vs. Trevecca Nazarene	L, 2-4
vs. West Georgia	L, 3-8		
vs. Mississippi College (Final)	L, 6-7		
2021			
vs. Auburn Montgomery	W, 8-3		
vs. Delta State	L, 2-13		
vs. Valdosta State	W, 13-7		
vs. West Florida	L, 7-10		
2022			
vs. Auburn Montgomery	W, 9-1		
vs. Delta State	W, 9-3		
vs. Alabama Huntsville	W, 8-5		
vs. Shorter	L, 1-11 (7 inn.)		
vs. Shorter (Final)	W, 19-8		
2023			
vs. Montevallo	W, 10-2		
vs. Shorter	W, 11-6		
vs. Valdosta State	L, 9-13		
vs. West Florida	L, 2-11		

LEE UNIVERSITY IN NCAA TOURNAMENT

2021	
vs. Alabama Huntsville	W, 4-1
vs. Tampa	L, 7-12
vs. Alabama Huntsville	W, 10-4
at West Florida	L, 0-7
2022	
at Saint Leo	W, 17-7
vs. Rollins	L, 1-15
at Saint Leo	W, 9-5
vs. Rollins	L, 3-7
2024	
vs. Auburn Montgomery	W, 24-7
at Tampa	L, 1-13
vs. Auburn Montgomery	W, 8-7
at Tampa	L, 3-16



FLAMES QUICK FACTS

LEE UNIVERSITY

Location	Cleveland, Tenn.
Phone Number	423-614-8000
Founded	1918
Enrollment	3,820
Nickname	Lady Flames/Flames
Colors	Maroon & White
Mascot	Valor
Affiliation	NCAA Division II
Conference	Gulf South (GSC)
President	Dr. Phil Cook
Chancellor	Dr. Charles Paul Conn
Athletic Director	John Maupin
Deputy AD/Senior Woman Administrator	Jessica McIntyre
Associate AD (Internal Operations)	Marty Rowe
Assistant AD for Student-Athlete Wellness	Breanne Crittenden
Director of Facilities and Game Operations	Mark Brew
Compliance Coordinator	Silvia Beauzile
Faculty Athletics Representative	Dr. Jason Robinson
Athletics Office Coordinator	Tena Walker
Assistant for Athletic Operations/SAAC Administrator	Kayla Louie
Director of Student-Athlete Welfare and Athletics Counseling	Hannah Manning
Team Physician	Dr. DeWayne Knight
Team Physician	Dr. Jason Spangler
Head Athletic Trainer	Daniel Heinbaugh
Sports Medicine Coordinator	Breanne Crittenden
Director of Sports Performance	Will Atkinson
Assistant Director of Athletic Performance	Lindsay Jones

BASEBALL HISTORY

Inaugural Season	N/A, Reinstated in 1996
All-Time Record (since 1996)	1116-584-2
All-Time GSC Record	209-154-1
GSC Regular Season Championships	2 (2024, 2021)
GSC Tournament Appearances/Last	7/2025
Record	11-13
GSC Tournament Championships	1 (2022)
NCAA DII Championship Appearances/Last	3/2024
Record	6-6
NCAA DII South Region Championships	0

BASEBALL STAFF

Head Coach	#5 Mark Brew (Trevecca Nazarene, 1994)
Lee Record	759-346-2
Career Record	759-346-2
GSC Record	209-154-1
Associate Head Coach/Recruiting Coordinator	#48 Jorge Saez
Assistant Coach/Pitching Coach	#11 Micah Kaczor
Assistant Coach	#40 Thomas Zazzaro
Assistant Coach	#15 Brandon Daniels
Baseball Data and Analytics	Mercedes Davis, Alyx Dill
Athletic Trainer	Dan Heinbaugh

MEDIA INFORMATION

Athletic Communications Coordinator	Philip Tang
Office Phone	423-614-3782
Email	ptang@leeuniversity.edu
Director of Broadcasting/Senior Writer	George Starr
Email	gstarr@leeuniversity.edu
Athletic Creative Content Director	Jonathan Murray
Email	jmurray@leeuniversity.edu
Athletic Communications Assistant/Baseball Contact	Tom Chatfield
Email	tchatfield@leeuniversity.edu
Athletic Communications Assistant	Adam Belford
Email	abelford@leeuniversity.edu

LEE UNIVERSITY'S RECORD

.....	2026
Overall	25-13
Home	14-4
Away	11-9
Neutral	0-0
GSC Games	15-9
GSC Home	6-3
GSC Away	9-6
Game 1 of Series	7-3
Game 2 of Series	7-3
Game 3 of Series	6-3
Weekend Series W-L Overall	6-4
Weekend Series W-L Home	4-1
Weekend Series W-L Away	2-3
Weekend Series Sweeps Overall	6-1
Weekend Series Sweeps Home	4-1
Weekend Series Sweeps Away	2-0
vs Ranked	5-1
Mid-Week Games	5-4
1-Run Games	2-6
2-Run Games	3-0
3-Run Games	3-1
4-Run Games	2-3
5+Run Games	15-3
Extra Innings	0-3
Shutouts	0-1
Lee Scores First	17-7
Opponent Scores First	8-6
Lee Scores 0-2 Runs	0-1
Lee Scores 3-5 Runs	5-6
Lee Scores 6-9 Runs	7-3
Lee Scores 10+ Runs	14-2
Opponent Scores 0-2 Runs	5-0
Opponent Scores 3-5 Runs	15-2
Opponent Scores 6-9 Runs	4-5
Opponent Scores 10+ Runs	1-6
Lee Out-Hits Opponent	20-5
Lee Out-Hit By Opponent	5-8
Hits Are Even	0-1
After 6 Leading	23-5
Trailing	0-8
Tied	2-0
After 7 Leading	23-2
Trailing	2-10
Tied	0-0
After 8 Leading	10-2
Trailing	0-7
Tied	2-1
Lee Hits 0 Home Runs	9-5
1 Home Run	5-5
2+ Home Runs	11-3
Opponent Hit 0 Home Runs	15-9
1 Home Run	10-2
2+ Home Runs	0-2
Lee Made 0 Errors	13-2
1 Error	6-2
2+ Errors	6-9
Opponent Made 0 Errors	4-6
1 Error	6-2
2+ Errors	15-5



THE LAST TIME A LEE TEAM...

EVENT	STAT	OPPONENT	DATE	SITE
Defeated a No. 1 Ranked Team	W, 2-0	#1 Tampa	April 9, 2022 (2)	Larry Carpenter Stadium
Defeated a Top 5 Team	W, 3-1	#5 West Florida	April 4, 2026 (2)	Pensacola, Fla.
Defeated a Top 10 Team	W, 8-6	#17/#10 North Georgia	March 31, 2026	Dahlonega, Ga.
Defeated a Ranked Team	W, 2-0	#25/#19 Carson-Newman	March 11, 2025	Jefferson City, Tenn.
Played 12-15 Innings	13 (L, 7-8)	Shorter University	April 9, 2021	Larry Carpenter Stadium
Played 16+ Innings	16 (L, 4-5)	North Alabama	March 3, 2018	Larry Carpenter Stadium
Scored 10-15 Runs	W, 11-1 (7)	Tusculum	April 7, 2026	Larry Carpenter Stadium
Scored 15-19 Runs	W, 17-3 (7)	Christian Brothers	March 21, 2026 (1)	Larry Carpenter Stadium
Scored 20+ Runs	W, 21-3 (7)	Montevallo	March 28, 2026 (1)	Montevallo, Ala.
Scored 10 or more Runs in a Loss	L, 15-16	Montevallo	March 28, 2026 (2)	Montevallo, Ala.
Scored 10 or more Runs in an Inning	10, 1st inning (W, 21-3, 7 inn.)	Montevallo	March 28, 2026 (1)	Montevallo, Ala.
Hit Four Home Runs	4	Montevallo	March 28, 2026 (2)	Montevallo, Ala.
Hit Five Home Runs	5	Alabama Huntsville	February 21, 2026 (1)	Huntsville, Ala.
Hit Six or more Home Runs	7	Auburn Montgomery	May 16, 2024	Tampa, Fla.
Stole Five Bases	5	-/RV West Florida	April 5, 2025 (2)	Larry Carpenter Stadium
Stole over Five Bases	7	Union University	March 6, 2026 (1)	Jackson, Tenn.
Walked 10-14 Times	14	Hillsdale College	February 7, 2025	Larry Carpenter Stadium
Walked 15+ Times	15	Shorter University	February 16, 2024	Rome, Ga.
Had Five or more Hit Batters	7	Mars Hill	February 9, 2024	Larry Carpenter Stadium
Had a Walk-off Hit	W, 9-8 (RBI Single)	Trevecca	April 26, 2025 (2)	Larry Carpenter Stadium
Had a Walk-off Home Run	W, 7-6 (2-run Home Run)	Montevallo	April 7, 2023 (2)	Larry Carpenter Stadium
Had a Walk-off Walk	W, 5-4	Tiffin University	February 8, 2026	Larry Carpenter Stadium
Had a Walk-off Wild Pitch	W, 3-2 (9 inn.)	-/RV West Florida	April 5, 2025 (1)	Larry Carpenter Stadium
Had a Walk-off Hit by Pitch	W, 4-3	Emmanuel (Ga.)	January 30, 2026 (1)	Larry Carpenter Stadium
Had a Walk-off by Sac Fly	W, 6-5 (8 inn.)	West Florida	April 30, 2022 (2)	Larry Carpenter Stadium
Struck Out 10 Times	10	Lincoln Memorial	March 4, 2026	Harrogate, Tenn.
Struck Out 11-14 Times	14	Montevallo	March 27, 2026	Montevallo, Ala.
Struck Out 15 or more Times	16	Delta State	February 13, 2026	Larry Carpenter Stadium
Left 15 or more On Base	16	Christian Brothers	March 24, 2024	Larry Carpenter Stadium
Limited to One Hit	1 (7 inn.)	West Alabama	March 18, 2023 (2)	Livingston, Ala.
Was Shut Out	L, 0-4	Union University	March 6, 2026 (2)	Jackson, Tenn.
Pitched a Perfect Game	Matthew Gilson (5 inn.)	Union (Ky.)	February 18, 2002 (1)	Larry Carpenter Stadium
Pitched a No-Hitter	Jumpei Akanuma (7 inn.)	West Alabama	February 24, 2018	Larry Carpenter Stadium
Pitched 10-14 Strikeouts	11	#5 West Florida	April 4, 2026 (2)	Pensacola, Fla.
Pitched 15 or more Strikeouts	15	Mars Hill	February 11, 2023 (1)	Larry Carpenter Stadium
Walked 10 or more Batters	10	#24/#21 Young Harris	March 18, 2026	Young Harris, Ga.
Allowed 20 or more Runs	21	North Georgia	April 16, 2024	Dahlonega, Ga.
Allowed 15-19 Runs	16	Montevallo	March 28, 2026 (2)	Montevallo, Ala.
Allowed 20 or more Hits	22	Bellarmine	March 5, 2019 (2)	Larry Carpenter Stadium
Allowed 15-19 Hits	15	Mississippi College	March 13, 2026	Clinton, Miss.
Allowed Four or more Home Runs	4	Mississippi College	March 13, 2026	Clinton, Miss.
Recorded a Shutout	W, 1-0	Mississippi College	March 15, 2025	Larry Carpenter Stadium
Recorded a One-Hit Shutout	W, 2-0	West Florida	April 27, 2024 (2)	Pensacola, Fla.
Recorded a Shutout at Home	W, 1-0	Mississippi College	March 15, 2025	Larry Carpenter Stadium
Recorded a Shutout on the Road	W, 2-0	#25/#19 Carson-Newman	March 11, 2025	Jefferson City, Tenn.
Recorded a Shutout in a GSC Game	W, 1-0	Mississippi College	March 15, 2025	Larry Carpenter Stadium
Recorded a Shutout in a GSC Tournament Game	W, 7-0	West Florida	May 7, 2018	Cleveland, Miss.
Allowed a Walk-off Hit	L 15-16 (9 inn.)	Montevallo	March 28, 2026 (2)	Montevallo, Ala.
Allowed a Walk-off Home Run	L, 12-16 (10 inn.) (Grand Slam)	Montevallo	March 27, 2026	Montevallo, Ala.
Allowed a Walk-off Walk	L, 1-2 (12 inn.)	West Florida	March 28 2015 (1)	Pensacola, Fla.
Allowed a Walk-off Wild Pitch	L, 3-4 (10 inn.)	West Alabama	April 2, 2017	Livingston, Ala.
Allowed a Walk-Off Hit by Pitch	L, 5-6 (7 inn.)	Delta State	March 13, 2022 (2)	Cleveland, Miss.
Allowed a Walk-Off Fielder's Choice	L, 7-8 (7 inn.)	Valdosta State	April 12, 2025 (2)	Valdosta, Ga.



THE LAST TIME A LEE PLAYER...

EVENT	PLAYER	STAT	OPPONENT	DATE	SITE
Led off a Road Game with Home Run	JJ Williams		Valdosta State	April 12, 2025 (2)	Valdosta, Ga.
Hit Two Home Runs	Luke Collier	Solo, Grand Slam	Montevallo	March 28, 2026 (2)	Montevallo, Ala.
Hit Three Home Runs	Cam Suto	2 2-run, Solo	Auburn Montgomery	May 16, 2024	Tampa, Fla.
Hit Four Home Runs	Has Never Happened				
Hit Home Run in Consecutive Games	Luke Collier	2	Montevallo/North Georgia	Mar. 25, 2026 (2)/Mar. 31, 2026	Montevallo, Ala./Dahlonega, Ga.
Hit Home Run in Three Straight Games	JJ Williams	3	vs. AUM/at Tampa/Emmanuel	May 18, 2024/Feb. 1, 2025	Tampa, Fla./Carpenter Stadium
Hit Home Run in Both Games of a DH	Cam Suto	2	Christian Brothers	March 23, 2024	Larry Carpenter Stadium
Hit 2 Home Runs In Both Games of DH	Cam Suto	4	Christian Brothers	March 23, 2024	Larry Carpenter Stadium
Hit a Grand Slam	Luke Collier	Grand Slam	Montevallo	March 28, 2026 (2)	Montevallo, Ala.
Hit Two Grand Slams	Has Never Happened				
Hit for the Cycle	Not This Year				
Hit a Walk-off Hit	Luke Collier	RBI Single	Trevecca	April 26, 2025 (2)	Larry Carpenter Stadium
Hit a Walk-off Home Run	Malachi Cloud	2-run Home Run	Montevallo	April 7, 2023 (2)	Larry Carpenter Stadium
Hit a Walk-off Grand Slam	Not This Year				
Had Five or more Hits	Cody Turner	5	Christian Brothers	March 20, 2026	Larry Carpenter Stadium
Had Seven RBI	Ryan Beamish	7	West Georgia	March 26, 2021 (1)	Carrollton, Ga.
Had Eight RBI	Julian Alvarez	8	Southern Polytechnic State	March 30, 2009	Marietta, Ga.
Had over Eight RBI	Cam Suto	9	Christian Brothers	March 23, 2024 (2)	Larry Carpenter Stadium
Had Two Triples	Not This Year				
Had over Two Triples	Lance Zawadzki	3	Covenant College	April 10, 2007	Larry Carpenter Stadium
Had Three Doubles	Brandon Daniels	3	Christian Brothers	March 23, 2024 (2)	Larry Carpenter Stadium
Had over Three Doubles	Not This Year				
Stole Three Bases	Aiden McClary	3	Union University	March 8, 2026	Jackson, Tenn.
Stole Four Bases	Malachi Cloud	4	Alabama Huntsville	February 19, 2023	Huntsville, Ala.
Stole over Four Bases	Johnny Page	5	Bethel College	March 21, 1997	McKenzie, Tenn.
Stole Home	Siosi Poti	3rd Inning	Palm Beach Atlantic	May 22, 2015	Mason, Ohio
Scored Six Runs	JJ Williams	6	Tusculum University	March 25, 2025	Greenville, Tenn.
Had 10+ Total Bases	JJ Williams	11	Tusculum University	March 25, 2025	Greenville, Tenn.
Drew Four+ Walks	Jared Demkowicz	4	Auburn Montgomery	May 6, 2022	Oxford, Ala.
Hit By Pitch Three or more Times	Josiah Miller	3	North Greenville	February 25, 2025	Tigerville, S.C.
Struck Out Four Times	Tucker Platt	4	Christian Brothers	March 21, 2025	Memphis, Tenn.
Hit in 15-19 Straight Games	Luke Collier	15		March 10, 2026-April 4, 2026 (1)	
Hit in 20 or more Straight Games	Ben Holland	22		March 6, 2016-April 16, 2016	
	Trenton Hill	20		March 9, 2016-April 16, 2016	
Reached Base in 30-34 Straight Games	Brandon Daniels	31		March 6, 2024-April 27, 2024	
Reached Base in over 35 Straight Games	Dylan Standifer	37		February 2, 2024-April 6, 2024	
Threw a Nine-Inning No-Hitter	Has Never Happened				
Threw a Seven-Inning No-Hitter	Jumpei Akanuma	11 K	West Alabama	February 24, 2018	Larry Carpenter Stadium
Threw a Nine-Inning Perfect Game	Has Never Happened				
Threw a Seven-Inning Perfect Game	Has Never Happened				
Threw a Five-Inning Perfect Game	Matthew Gilson	6 K	Union (Ky.)	February 18, 2010 (1)	Larry Carpenter Stadium
Struck Out 10-14 in a Game	Evan Bloomer	12	Christian Brothers	March 20, 2026	Larry Carpenter Stadium
Struck Out 15+ in a Game	Logan Workman	15	Montevallo	March 19, 2021	Larry Carpenter Stadium
Pitched a Complete Game in a Loss	Jack Nedrow	L, 3-4 (7 inn.)	Valdosta State	February 26, 2022 (2)	Larry Carpenter Stadium
Pitched a Seven-Inning Complete Game	Dylan Van Meeteren	W, 3-1	#5 West Florida	April 4, 2026 (2)	Pensacola, Fla.
Pitched a Seven-Inning Shutout	Keegan Gagliardo	W, 17-2	Delta State	April 20, 2024 (1)	Larry Carpenter Stadium
Pitched an Eight-Inning Complete Game	Vince Spilker	W, 7-6	Auburn Montgomery	April 14, 2012 (2)	Larry Carpenter Stadium
Pitched an Eight-Inning Shutout	Not Since 2006				
Pitched a Nine-Inning Complete Game	Cooper Casteel	W, 5-0	Union University	March 7, 2025	Larry Carpenter Stadium
Pitched a Nine-Inning Shutout	Cooper Casteel	W, 5-0	Union University	March 7, 2025	Larry Carpenter Stadium
Pitched a One-Hit Shutout	Jack Nedrow	W, 16-0 (7 inn.)	West Alabama	April 5, 2024	Larry Carpenter Stadium
Won Two Games in a GSC Series	Has Never Happened				
Pitched Two Shutouts in GSC Play	Jack Nedrow	2	West Alabama/at Union	April 5 & April 12, 2024	
Recorded Two Saves in GSC Series	Tim Gooden	Games 1 & 3	Delta State	April 19-20, 2024	Larry Carpenter Stadium
Pitched Back-to-Back Complete Games	Jack Nedrow	7 innings	West Alabama	April 5, 2024	Larry Carpenter Stadium
		7 innings	Union University	April 12, 2024	Jackson, Tenn.



2026 RADIO/TV ROSTER




1
COOPER ISAACS
 5-10 | 170 | Jr. | MINF | R/R




2
DYLAN VAN MEETEREN (VAN MEET-er-in)
 6-4 | 205 | R-Jr. | RHP | R/R



3
JJ WILLIAMS
 6-0 | 200 | Gr. | OF | R/R



6
LUKE COLLIER (COLLY-er)
 5-11 | 175 | R-Jr. | MINF | R/R



7
GAGE SHAVER
 6-2 | 185 | Jr. | LHP | R/R



8
LANDON FRANKLIN
 6-1 | 195 | R-So. | MINF | R/R



9
BRYCE HAWKINS
 6-0 | 225 | Sr. | RHP | R/R



10
ALEX BREW
 6-0 | 160 | R-Fr. | LHP | L/L




12
HAYDEN CHOATE (GHOTE)
 6-3 | 205 | R-Fr. | LHP | L/L



13
AIDEN MCCLARY
 6-3 | 205 | R-Jr. | INF | L/R




14
BRAYLON HALL
 6-2 | 170 | So. | RHP | R/R



16
CASEN YOUNGBLOOD (K-son)
 6-4 | 239 | Fr. | 1B | R/R



17
COLT MCKIBBEN
 6-2 | 175 | Sr. | LHP | L/L



18
ISAIAH FRENCH
 6-0 | 200 | Jr. | C | R/R



19
NATE DUNFEE (DUNE-fee)
 5-9 | 140 | Jr. | OF | L/L




20
CAL GOSS
 6-2 | 186 | R-So. | RHP | R/R




21
TRIPP COOK
 6-2 | 190 | Fr. | OF | R/R



22
TYLER PICKENS
 6-5 | 220 | Jr. | RHP | R/R




23
ROBERT HICKS
 6-2 | 230 | Fr. | 1B/3B | R/R




24
KEILIN SANDERS (KEY-lin)
 5-8 | 170 | R-Fr. | INF/OF | R/R



25
CODY TURNER
 6-2 | 208 | R-Jr. | OF/LHP | L/L




26
LANDON NEASE (NIECE)
 6-0 | 190 | R-Jr. | RHP | R/R



28
BRADEN GABEL (GAY-bull)
 5-8 | 160 | So. | MINF | R/R



29
NATE CARABALLO (CAH-ra-bayo)
 6-0 | 185 | R-Jr. | C/1B | R/R



30
COATES MASSEY (mass-E)
 6-2 | 210 | R-Jr. | RHP | R/R



2026 RADIO/TV ROSTER




MASON BRATCHER
6-1 | 180 | Fr. | RHP | R/R



RYAN VALDES (VAL-dez)
5-10 | 185 | So. | OF | R/R



CASON ENGERT (ING-gurt)
6-3 | 210 | Jr. | RHP | R/R



LONDON WARD
5-7 | 165 | R-Fr. | C | R/R



ADAM HERNANDEZ
5-7 | 180 | Fr. | MINF | R/R




EVAN BLOOMER
6-5 | 215 | So. | RHP | R/R



THEO OSTROWSKI (O-strauss-ski)
6-2 | 225 | Gr. | C | L/R




NOAH BRIGGS
6-2 | 190 | Fr. | MINF | R/R




LUKE TREECE
6-0 | 210 | Fr. | C | R/R



ZACHARY LAWSON
6-3 | 225 | Jr. | RHP | R/R



ZACH TIERNEY (TEAR-knee)
6-3 | 205 | R-Fr. | LHP | L/L




WILL CHLADNY (klad-KNEE)
6-4 | 205 | Fr. | RHP | R/R




MERCEDES DAVIS
BASEBALL DATA AND ANALYTICS



ALYX DILL (ALEX)
BASEBALL DATA AND ANALYTICS



DAN HEINBAUGH (HINE-bah)
HEAD ATHLETIC TRAINER



WILL ATKINSON
DIRECTOR OF SPORTS PERFORMANCE



LINDSEY JONES
ASST. DIR. OF ATHLETIC PERFORMANCE



MARK BREW
HEAD COACH



JORGE SAEZ (or-HAY SIGH-az)
ASSOCIATE HEAD COACH



MICAH KACZOR (MY-kah KAZZ-or)
ASSISTANT COACH



THOMAS ZAZZARO (zah-ZARE-o)
ASSISTANT COACH



BRANDON DANIELS
ASSISTANT COACH